



US00D941712S

(12) **United States Design Patent** (10) **Patent No.:** **US D941,712 S**
Scandlon et al. (45) **Date of Patent:** **** Jan. 25, 2022**

(54) **DIRT BIKE SPROCKET** D368,055 S * 3/1996 Jouret D12/123
D396,436 S * 7/1998 Liska D12/123
(71) Applicant: **PARKN MANUFACTURING LLC,** D397,966 S * 9/1998 Chang D12/123
Litchfield, OH (US) D399,222 S * 10/1998 Chang D15/148
5,947,852 A * 9/1999 Moretz F16H 55/30
474/161
(72) Inventors: **Willard Robert Scandlon,** Litchfield, D430,510 S * 9/2000 Hanamura D12/123
OH (US); **Robert Anthony Scandlon,** D430,511 S * 9/2000 Takamori D12/123
Jr., Medina, OH (US) D432,054 S * 10/2000 Hanamura D12/123
D434,351 S * 11/2000 Takamori D12/123
(73) Assignee: **PARKN MANUFACTURING LLC,** D435,001 S * 12/2000 Takamori D12/123
Litchfield, OH (US) D436,561 S * 1/2001 Louden D12/123

(Continued)

(**) Term: **15 Years**

(21) Appl. No.: **29/786,138**

(22) Filed: **May 28, 2021**

Related U.S. Application Data

(63) Continuation of application No. 29/695,607, filed on Jun. 20, 2019, now abandoned, which is a continuation of application No. 29/625,368, filed on Nov. 9, 2017, now Pat. No. Des. 853,891.

(51) **LOC (13) Cl.** **12-11**

(52) **U.S. Cl.**
USPC **D12/123**

(58) **Field of Classification Search**
USPC D12/111, 122-127; D15/143, 148, 149
CPC F16H 7/06; F16H 55/30; F16H 55/303;
B62M 9/105

See application file for complete search history.

(56) **References Cited**

U.S. PATENT DOCUMENTS

D246,097 S * 10/1977 McGregor, Sr. D12/123
4,332,574 A * 6/1982 Aoyama F16H 55/30
474/161
D299,448 S * 1/1989 Haro D12/123
D306,842 S * 3/1990 Beiser D12/123
D362,210 S * 9/1995 Haney D12/123

OTHER PUBLICATIONS

Renthal—48 T, Ultralight and Grooved; https://www.renthal.com/shop/index.php?route=product/product&path=&product_id=3003.

(Continued)

Primary Examiner — Darlington Ly
(74) *Attorney, Agent, or Firm* — Vorys, Sater, Seymour and Please LLP

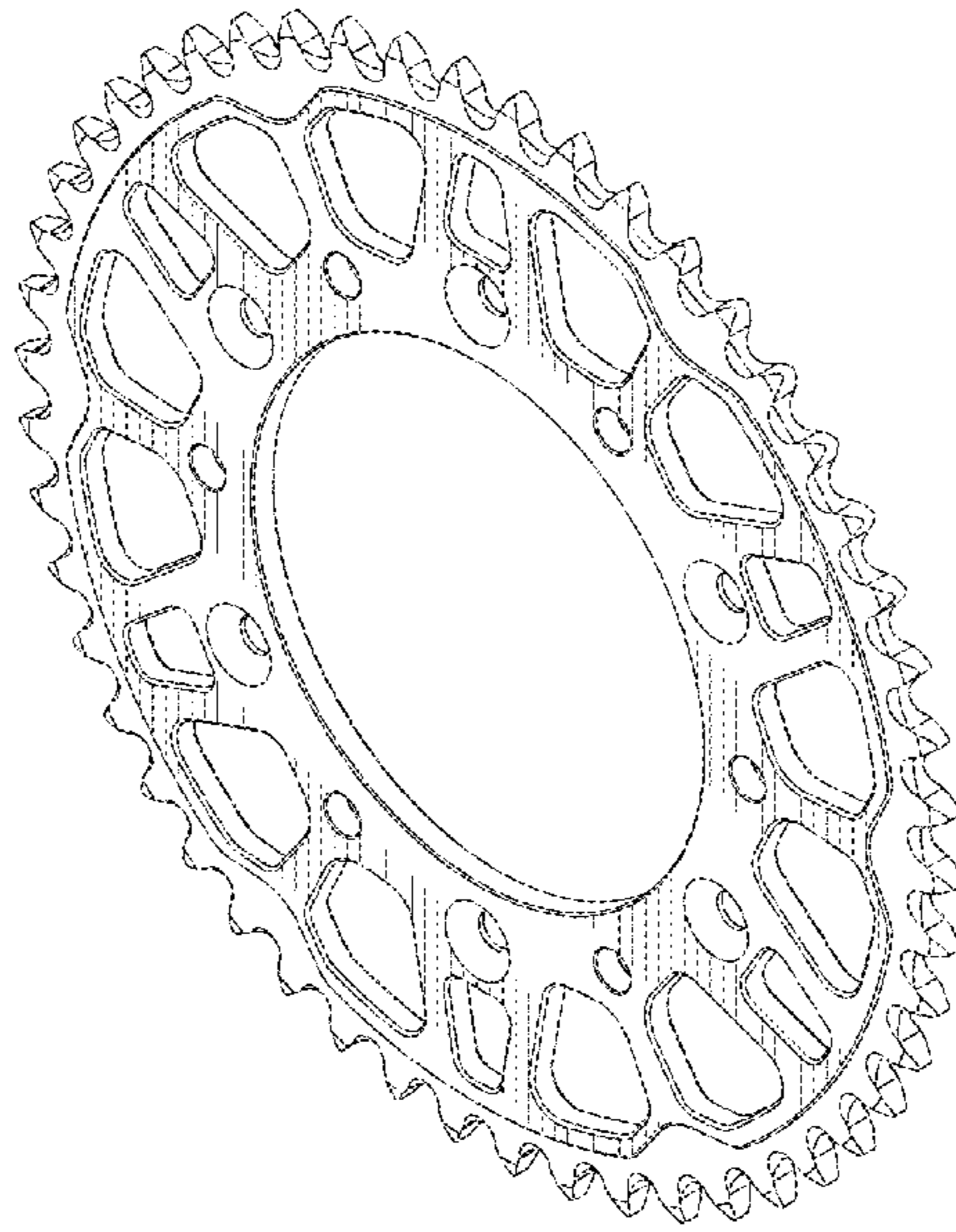
(57) **CLAIM**

The ornamental design for a dirt bike sprocket, as shown and described.

DESCRIPTION

FIG. 1 is front perspective view of a dirt bike sprocket showing our new design;
FIG. 2 is a front elevation view thereof;
FIG. 3 is a rear elevation view thereof;
FIG. 4 is a right side elevation view thereof, to which the left side elevation view is a mirror image; and,
FIG. 5 is a top plan view thereof, to which the bottom plan view is a mirror image.
The broken lines in the drawings illustrate portions of the dirt bike sprocket that form no part of the claimed design.

1 Claim, 4 Drawing Sheets



(56)

References Cited

U.S. PATENT DOCUMENTS

6,213,238 B1 * 4/2001 Buell B62M 7/00
 180/219
 D472,843 S * 4/2003 Marquez-Pickering D11/81
 D478,849 S * 8/2003 Griffin D12/123
 D510,365 S * 10/2005 Yoshida D15/28
 D518,074 S * 3/2006 Yoshida D15/28
 D592,107 S * 5/2009 Clarke D12/123
 D604,346 S * 11/2009 Chiang D12/123
 D718,658 S * 12/2014 Cadarette D12/7
 D728,432 S * 5/2015 Lin B62M 9/00
 D12/123
 D750,998 S * 3/2016 Wang D12/123
 D756,270 S * 5/2016 Sgreva D12/123
 D765,551 S * 9/2016 Baker, Jr. D12/123
 D774,987 S * 12/2016 Miles D12/123
 D802,488 S * 11/2017 Scott D12/127
 D803,104 S * 11/2017 Braedt D12/123
 D806,614 S * 1/2018 Turner D12/123
 D811,948 S * 3/2018 Turner D12/123
 D817,371 S * 5/2018 Karol D15/148
 D817,372 S * 5/2018 Karol D15/148
 2006/0264286 A1 * 11/2006 Hodjat F16H 55/171
 474/152
 2013/0143704 A1 * 6/2013 Blank F16H 55/30
 474/161
 2016/0215866 A1 * 7/2016 Stefan B62M 9/00

OTHER PUBLICATIONS

Sprockets—SunstarBraking.com; <http://sunstar-braking.com/store/sprockets/>.
 Tag Metals; <http://tagmetalsracing.com/moto/us/product/rear-sprocket/>.

* cited by examiner




FIG. 1

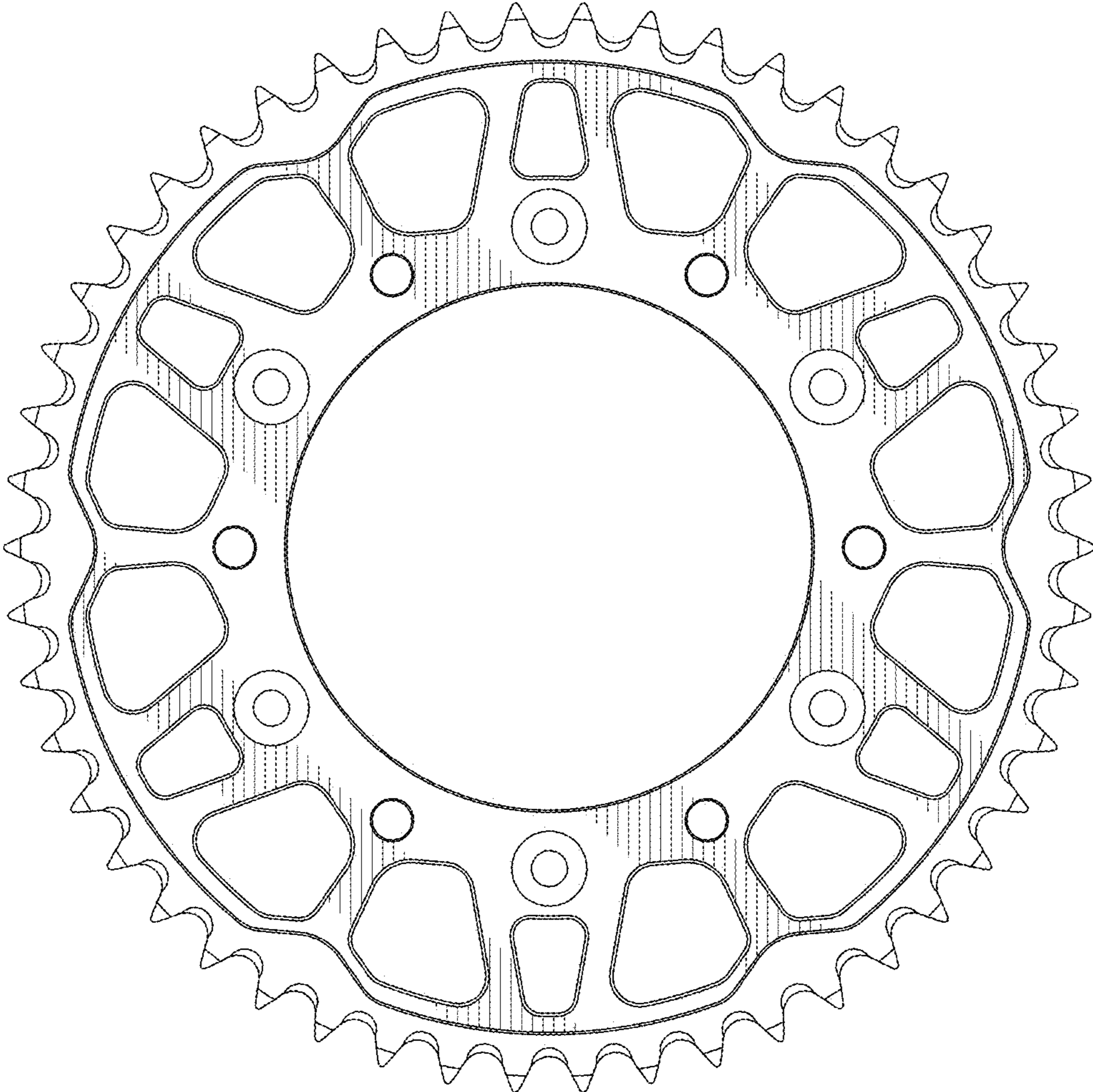


FIG. 2




FIG. 3



FIG. 4



FIG. 5