



US00D941710S

(12) **United States Design Patent** (10) **Patent No.:** **US D941,710 S**  
**Mack et al.** (45) **Date of Patent:** **\*\* Jan. 25, 2022**

(54) **VEHICLE EXTERIOR**  
(71) Applicants: **Rivian IP Holdings, LLC**, Plymouth, MI (US); **Amazon Technologies, Inc.**, Seattle, WA (US)  
(72) Inventors: **Luke James Mack**, Detroit, MI (US); **Nicholas Adam Malachowski**, Bloomfield Hills, MI (US); **Mohamad Jeffery Hammoud**, Bloomfield Hills, MI (US); **Stephen Mark Goodrich**, Southfield, MI (US)  
(73) Assignees: **Rivian IP Holdings, LLC**, Irvine, CA (US); **Amazon Technologies, Inc.**, Seattle, WA (US)  
(\*\*) Term: **15 Years**  
(21) Appl. No.: **29/705,730**  
(22) Filed: **Sep. 14, 2019**  
(51) **LOC (13) Cl.** ..... **12-08**  
(52) **U.S. Cl.**  
USPC ..... **D12/99**  
(58) **Field of Classification Search**  
USPC ... D12/1, 14, 82, 84, 90, 93, 96, 99, 86, 91, D12/92, 98; D21/433, 434, 552, 533, D21/548  
CPC ..... B60Y 2200/10; B60Y 2200/14; B60Y 2200/112; B60Y 2200/141; B60Y 2200/142; B60Y 2200/1422; B62D 29/045; B62D 33/00; B62D 25/00; B62D 25/06  
See application file for complete search history.

7,967,347 B1 \* 6/2011 Johnson ..... E05B 83/12 292/201  
D696,156 S \* 12/2013 Campbell ..... D12/91  
D732,431 S \* 6/2015 Loeb ..... D12/91  
D881,753 S \* 4/2020 Tomasson ..... D12/91  
D899,320 S \* 10/2020 Hamilton ..... D12/99  
2009/0166106 A1 \* 7/2009 Batdorf ..... B60K 6/52 180/24.06  
2011/0017527 A1 \* 1/2011 Oriet ..... B62D 21/14 180/65.1  
2012/0031686 A1 \* 2/2012 Ferrigni ..... B60P 3/20 180/2.2

(Continued)

**OTHER PUBLICATIONS**

Rivian, www.techeblog.com [online]. Published on or before Sep. 20, 2019, [retrieved on Nov. 2, 2020]. Retrieved from the Internet: <URL:https://www.techeblog.com/amazon-rivian-electric-delivery-truck/> (Year: 2019).\*

*Primary Examiner* — Cary M Robinson  
*Assistant Examiner* — Adam C Mager  
(74) *Attorney, Agent, or Firm* — Haley Guiliano LLP

(57) **CLAIM**

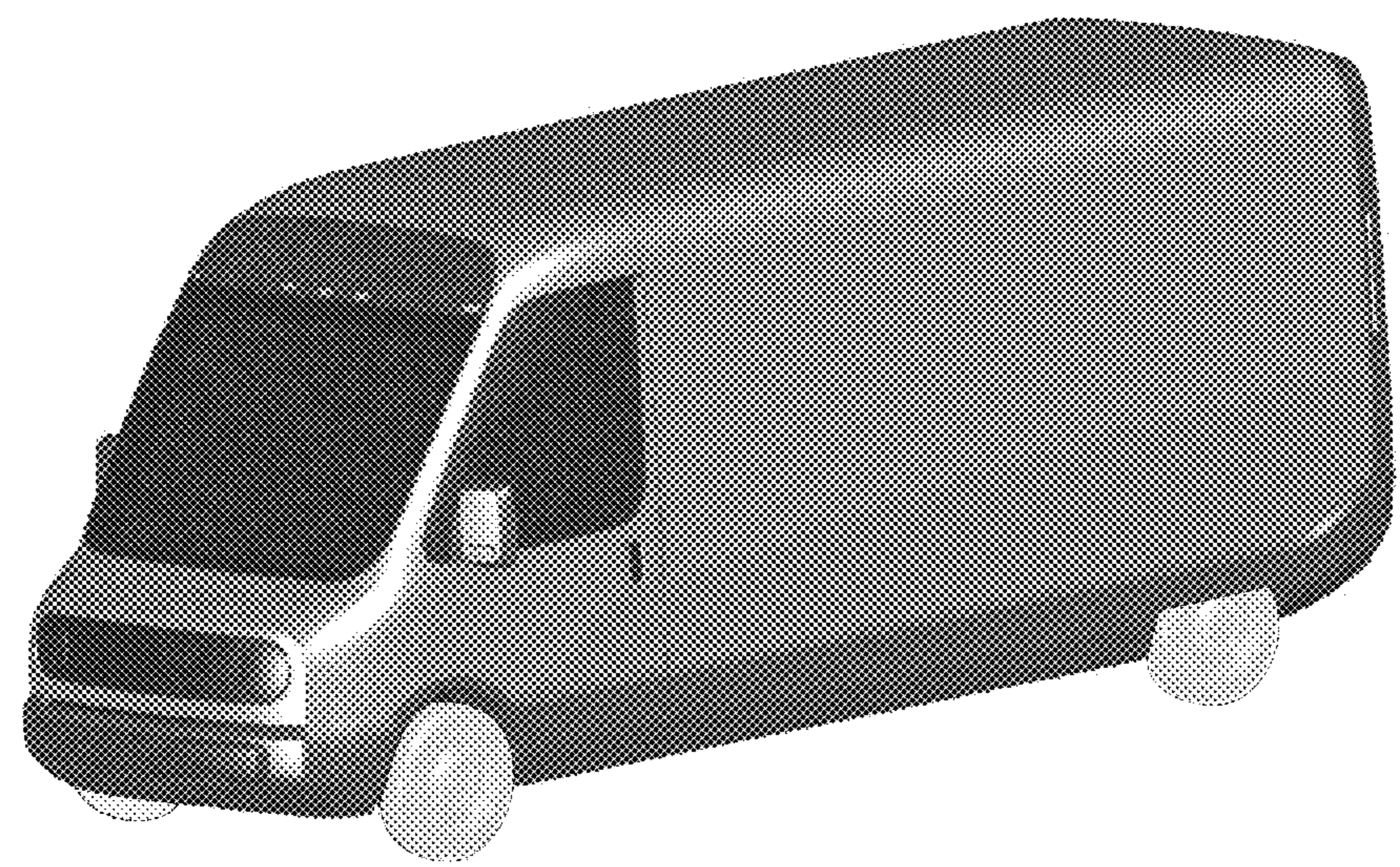
The ornamental design for a vehicle exterior, as shown and described.

**DESCRIPTION**

FIG. 1 is a front corner perspective view of a vehicle exterior showing the claimed design;  
FIG. 2 is a front view of the vehicle exterior;  
FIG. 3 is a left-side view of the vehicle exterior;  
FIG. 4 is a right-side view of the vehicle exterior;  
FIG. 5 is a top view of the vehicle exterior;  
FIG. 6 is a rear view of the vehicle exterior; and,  
FIG. 7 is a rear corner perspective view of the vehicle exterior.  
The broken lines and faded sections within the broken lines represent portions of the vehicle exterior that form no part of the claimed design.

**1 Claim, 7 Drawing Sheets**

(56) **References Cited**  
U.S. PATENT DOCUMENTS  
D309,281 S \* 7/1990 Tisten ..... D12/99  
D491,844 S \* 6/2004 Poulin ..... D12/93  
D610,040 S \* 2/2010 Thompson ..... D12/91



(56)

**References Cited**

U.S. PATENT DOCUMENTS

2017/0316376 A1\* 11/2017 Cooper ..... B64F 1/02  
2019/0256061 A1\* 8/2019 Nemeth ..... B60T 17/22

\* cited by examiner



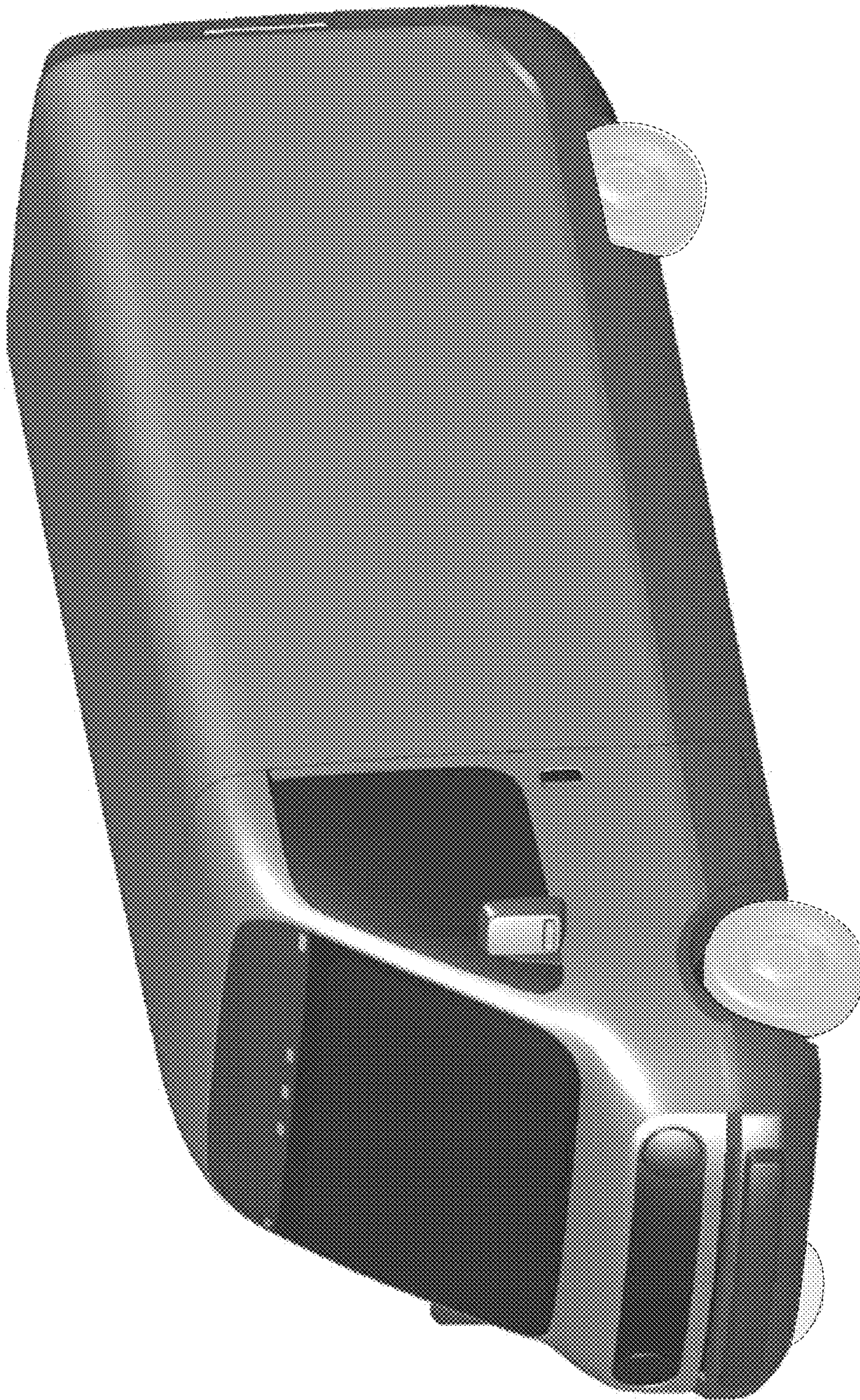


FIG. 1





FIG. 2






FIG. 3






FIG. 4





FIG. 5






FIG. 6





FIG. 7