



US00D941704S

(12) **United States Design Patent**
Hankinson

(10) **Patent No.:** **US D941,704 S**
(45) **Date of Patent:** **** Jan. 25, 2022**

(54) **RAILROAD CAR COUPLER ASSEMBLY
KNUCKLE PIN**

6,872,039 B2 * 3/2005 Baus F16B 21/125
411/347

7,896,179 B2 * 3/2011 Hanaway B61G 7/00
213/156

(71) Applicant: **Standard Car Truck Company,**
Rosemont, IL (US)

10,196,846 B2 * 2/2019 Vierke E05D 3/02
2003/0037422 A1 * 2/2003 Brueckert B61G 7/00

(72) Inventor: **Stephen Hankinson,** Mars, PA (US)

2009/0289021 A1 * 11/2009 Smerecky B61G 3/06
29/402.18

(73) Assignee: **Standard Car Truck Company,**
Rosemont, IL (US)

2020/0239046 A1 * 7/2020 Brook B61G 3/04

* cited by examiner

(**) Term: **15 Years**

Primary Examiner — Ania Aman

(21) Appl. No.: **29/788,910**

(74) *Attorney, Agent, or Firm* — McCoy Russell LLP

(22) Filed: **Aug. 12, 2021**

(57) **CLAIM**

The ornamental design for a railroad car coupler assembly knuckle pin, as shown and described.

Related U.S. Application Data

(62) Division of application No. 29/653,953, filed on Jun. 20, 2018, now Pat. No. Des. 930,503.

DESCRIPTION

(51) **LOC (13) Cl.** **12-03**

(52) **U.S. Cl.**
USPC **D12/48**

(58) **Field of Classification Search**
USPC D12/36–51; D8/382, 356, 388, 391
CPC ... B61G 7/00; B61G 3/04; B61G 3/06; B61G
3/22

See application file for complete search history.

FIG. 1 is a first front perspective view of a railroad car coupler assembly knuckle pin showing my new design.

FIG. 2 is a second front perspective view of the railroad car coupler assembly knuckle pin.

FIG. 3 is a front side view of the railroad car coupler assembly knuckle pin.

FIG. 4 is a rear side view of the railroad car coupler assembly knuckle pin.

FIG. 5 is a right side view of the railroad car coupler assembly knuckle pin.

FIG. 6 is a left side view of the railroad car coupler assembly knuckle pin.

FIG. 7 is a top view of the railroad car coupler assembly knuckle pin; and,

FIG. 8 is a bottom view of the railroad car coupler assembly knuckle pin.


The broken lines shown in the drawing views illustrate portions of the railroad car coupler assembly knuckle pin that form no part of the claimed design.

(56) **References Cited**

U.S. PATENT DOCUMENTS

- 440,586 A * 11/1890 Eastwick, Jr. B61G 3/04
213/155
- 732,887 A * 7/1903 Parish B61G 3/04
213/155
- 1,093,858 A * 4/1914 Janney B61G 3/04
213/155
- 5,145,076 A * 9/1992 Murphy B61G 3/04
16/386
- 6,488,163 B1 * 12/2002 Wurzer B61G 3/04
213/155

1 Claim, 5 Drawing Sheets



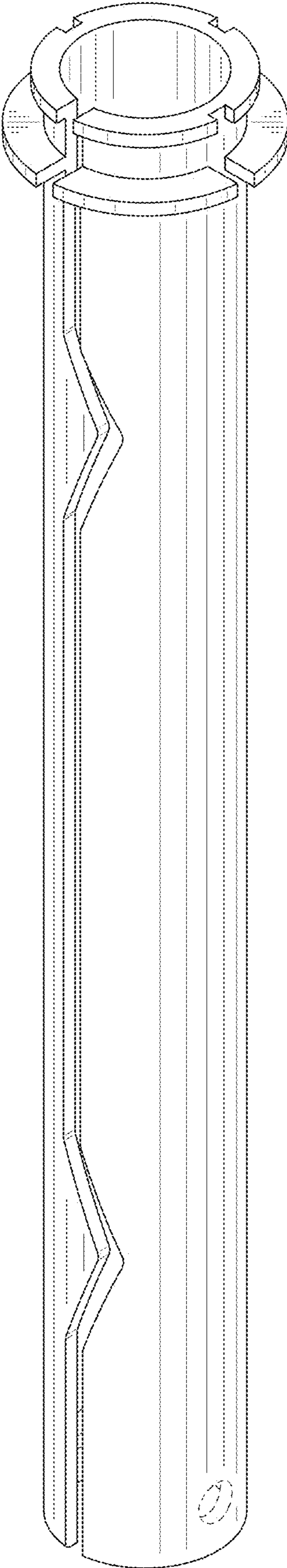


FIG. 1

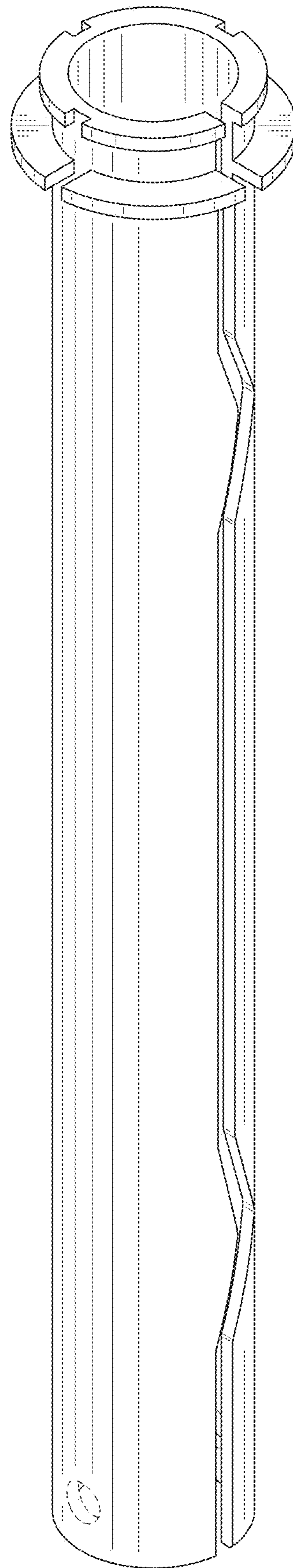


FIG. 2




FIG. 3

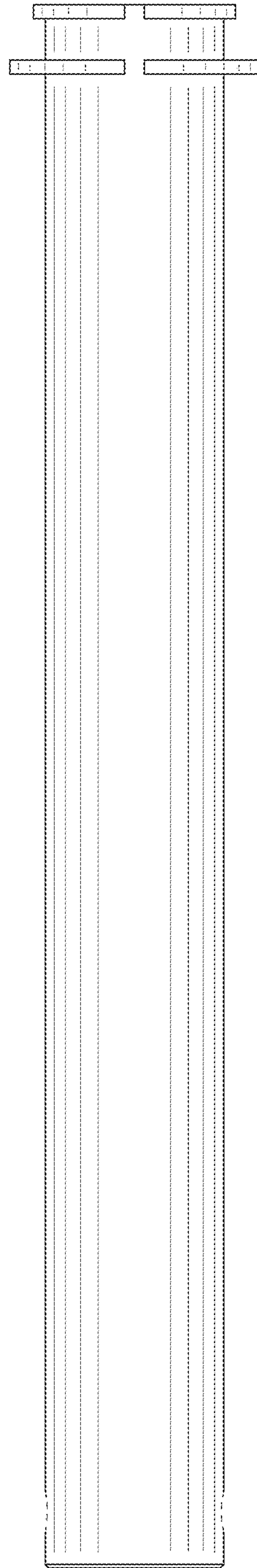


FIG. 4

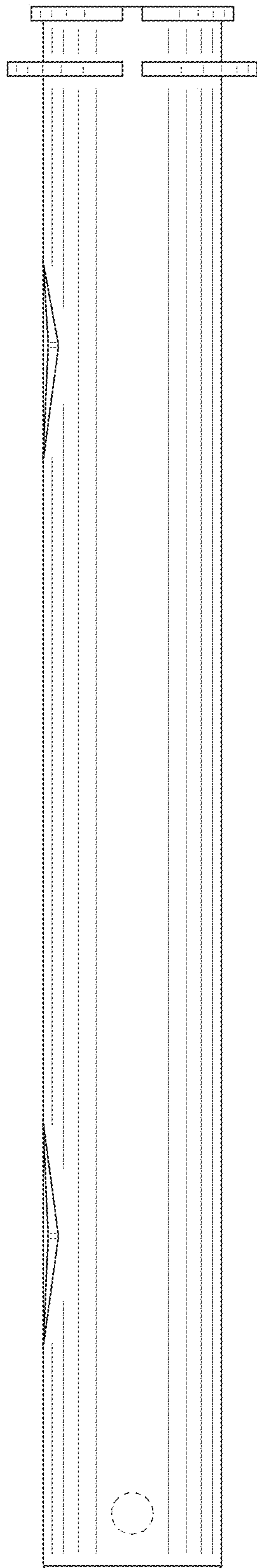


FIG. 5




FIG. 6

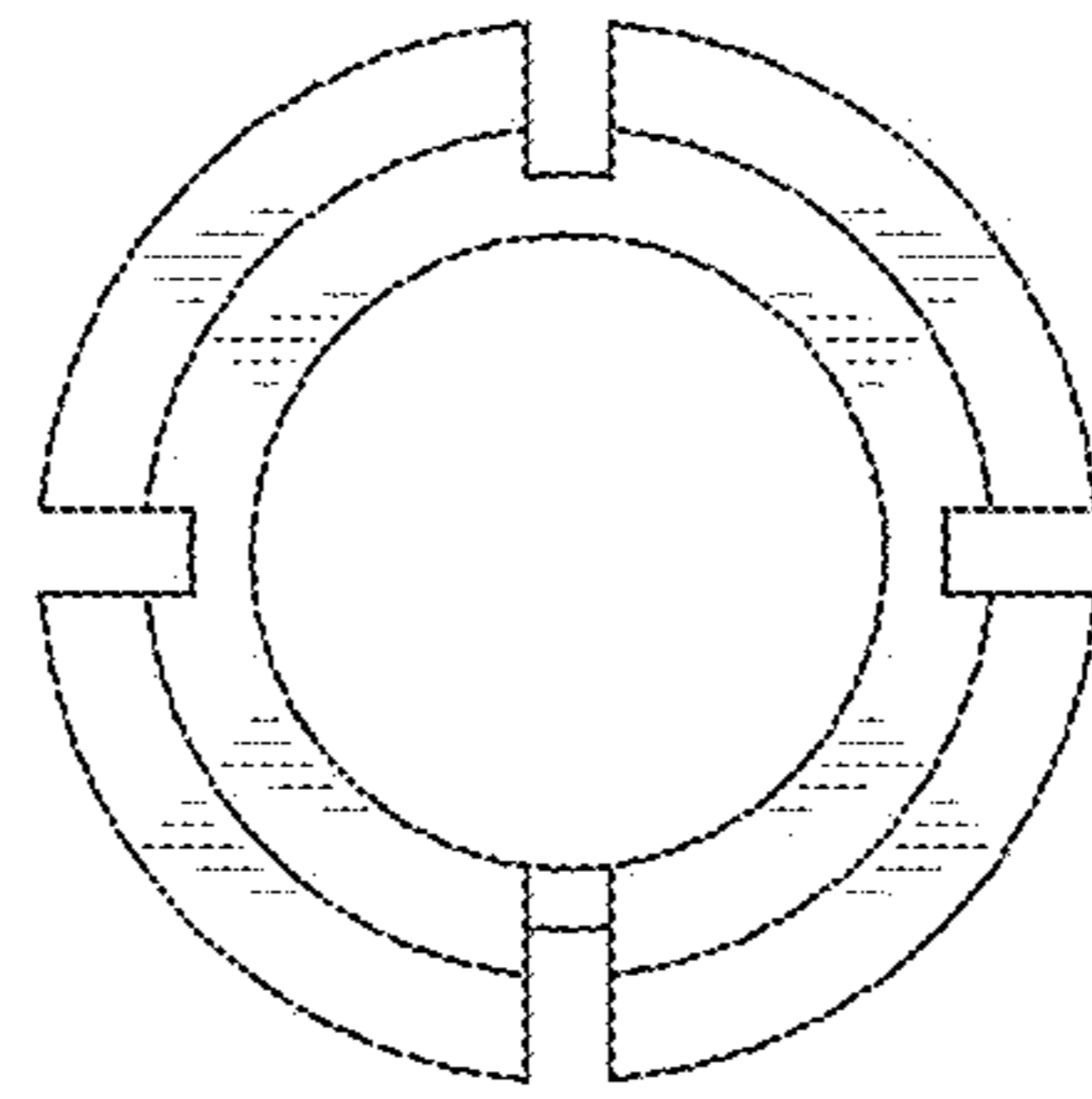


FIG. 7

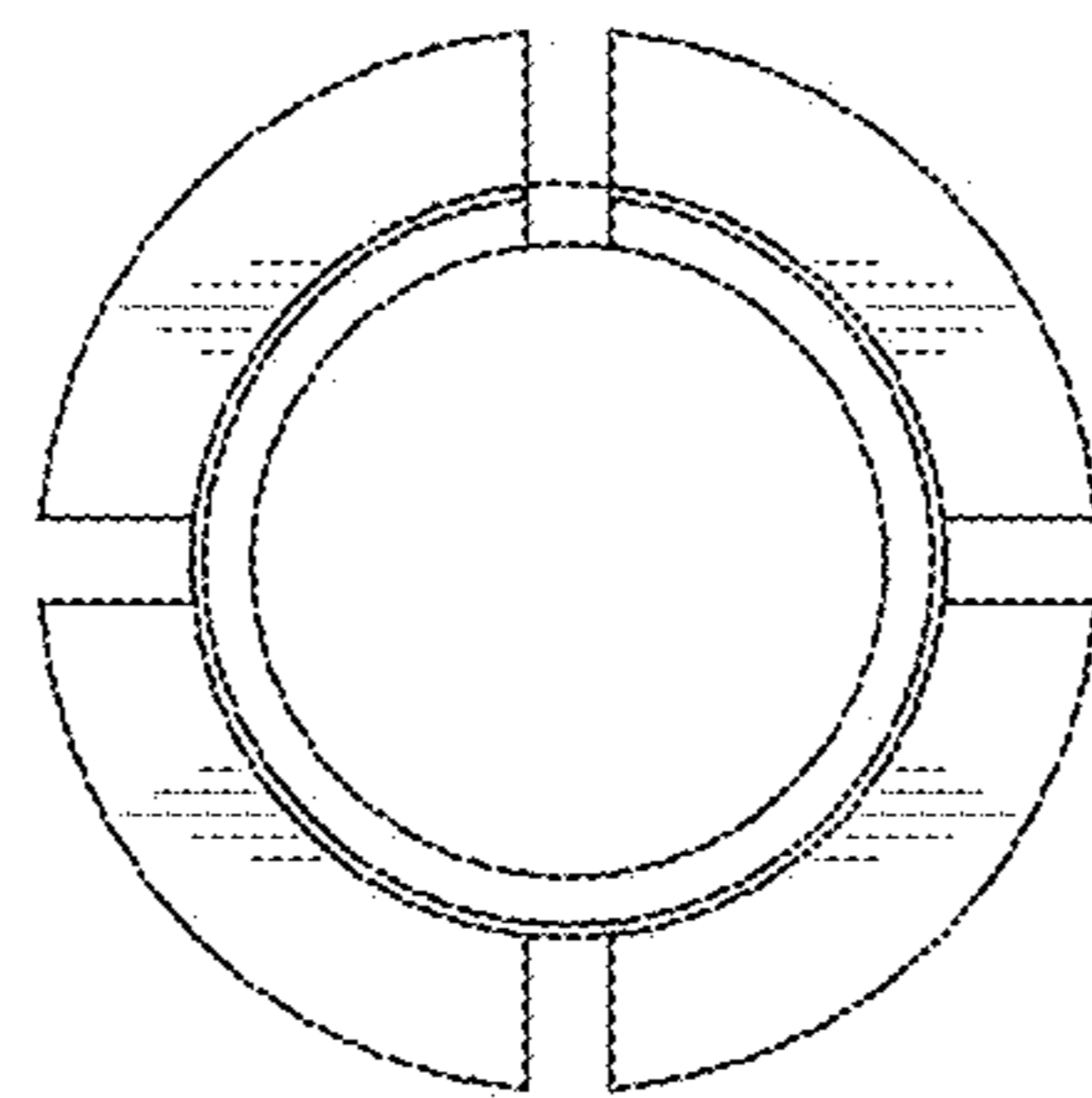


FIG. 8