



US00D941696S

(12) **United States Design Patent**
Cartolano

(10) **Patent No.:** **US D941,696 S**

(45) **Date of Patent:** **** Jan. 25, 2022**

(54) **WATCH DIAL**

(71) Applicant: **GLD, LLC**, Miami, FL (US)

(72) Inventor: **Stephen Cartolano**, San Clemente, CA (US)

(73) Assignee: **GLD, LLC**, Miami, FL (US)

(**) Term: **15 Years**

(21) Appl. No.: **29/734,865**

(22) Filed: **May 15, 2020**

(51) **LOC (13) Cl.** **10-07**

(52) **U.S. Cl.**
USPC **D10/126**

(58) **Field of Classification Search**

USPC D10/30-39, 122-128
CPC G04B 19/06; G04B 19/08; G04B 19/085;
G04B 19/10; G04B 19/103; G04B
19/106; G04B 19/26; G04B 19/268;
G04B 45/00; G04B 45/0069; G04B
45/0076; G04B 45/0084

See application file for complete search history.

(56) **References Cited**

U.S. PATENT DOCUMENTS

| | | | | |
|--------------|---------|------------|-------|---------|
| D263,811 S * | 4/1982 | Hochstrate | | D10/123 |
| D357,193 S * | 4/1995 | Lefevre | | D10/30 |
| D560,515 S * | 1/2008 | Finazzi | | D10/39 |
| D649,069 S * | 11/2011 | Galli | | D10/30 |
| D655,631 S * | 3/2012 | Ruefenacht | | D10/39 |
| D693,244 S * | 11/2013 | Duport | | D10/39 |
| D763,114 S * | 8/2016 | Schroder | | D10/126 |
| D777,596 S * | 1/2017 | Galvani | | D10/126 |
| D779,976 S * | 2/2017 | Galli | | D10/38 |

(Continued)

OTHER PUBLICATIONS

Roger Dubuis Hommage Automatic | masterhorologer.com; Jan. 2014 [online]. [retrieved Sep. 9, 2021] from Internet: <https://

masterhorologer.com/2014/01/24/roger-dubuis-hommage-automatic-watch-pink-or-white-gold-case/> (Year: 2014).*

(Continued)

Primary Examiner — Katherine Glennon

(74) *Attorney, Agent, or Firm* — Ulmer & Berne LLP

(57) **CLAIM**

The ornamental design for a watch dial, as shown and described.

DESCRIPTION

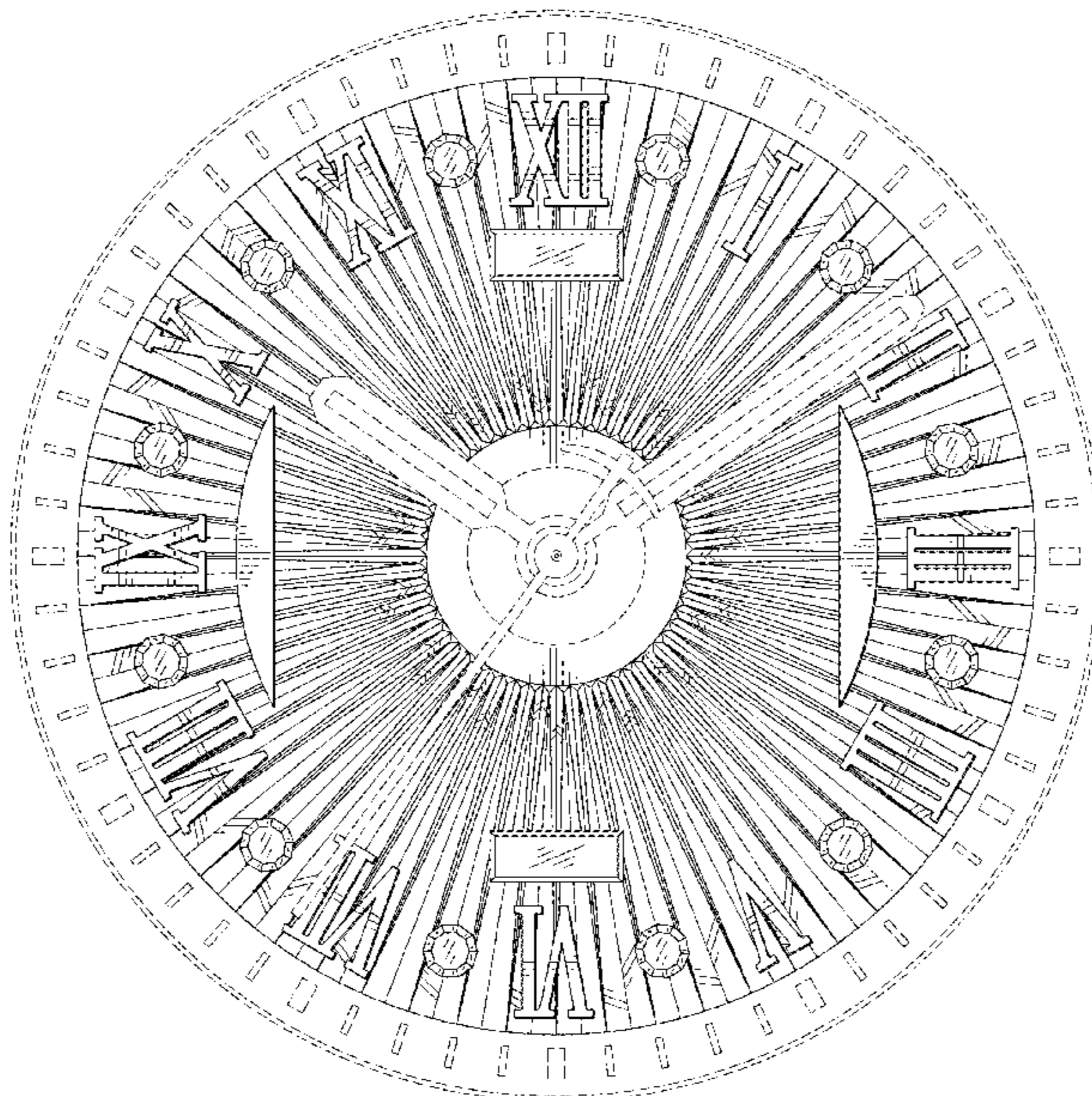
FIG. 1 is a left front perspective view of a first embodiment of a watch dial, showing my new design; FIG. 2 is a front elevation view thereof; FIG. 3 is a rear elevation view thereof; FIG. 4 is a right side elevation view thereof; FIG. 5 is a left side elevation view thereof; FIG. 6 is a top plan view thereof; FIG. 7 is a bottom plan view thereof; FIG. 8 is a right front perspective view thereof; FIG. 9 is an enlarged view of the selected portion in FIG. 1; FIG. 10 is a left front perspective view of a second embodiment of a watch dial, showing my new design; FIG. 11 is a front elevation view thereof; FIG. 12 is a rear elevation view thereof; FIG. 13 is a right side elevation view thereof; FIG. 14 is a left side elevation view thereof; FIG. 15 is a top plan view thereof; FIG. 16 is a bottom plan view thereof; and, FIG. 17 is a right front perspective view thereof.

The broken lines shown in the figures illustrate portions of the watch dial that form no part of the claimed design.

The dash-dot lines in FIGS. 1 and 9 indicate the boundary of the selected portion of FIG. 1 and form no part of the claimed design.

The figures include surface shading, which represents contour and not surface ornamentation.

1 Claim, 13 Drawing Sheets



(56)

References Cited

U.S. PATENT DOCUMENTS

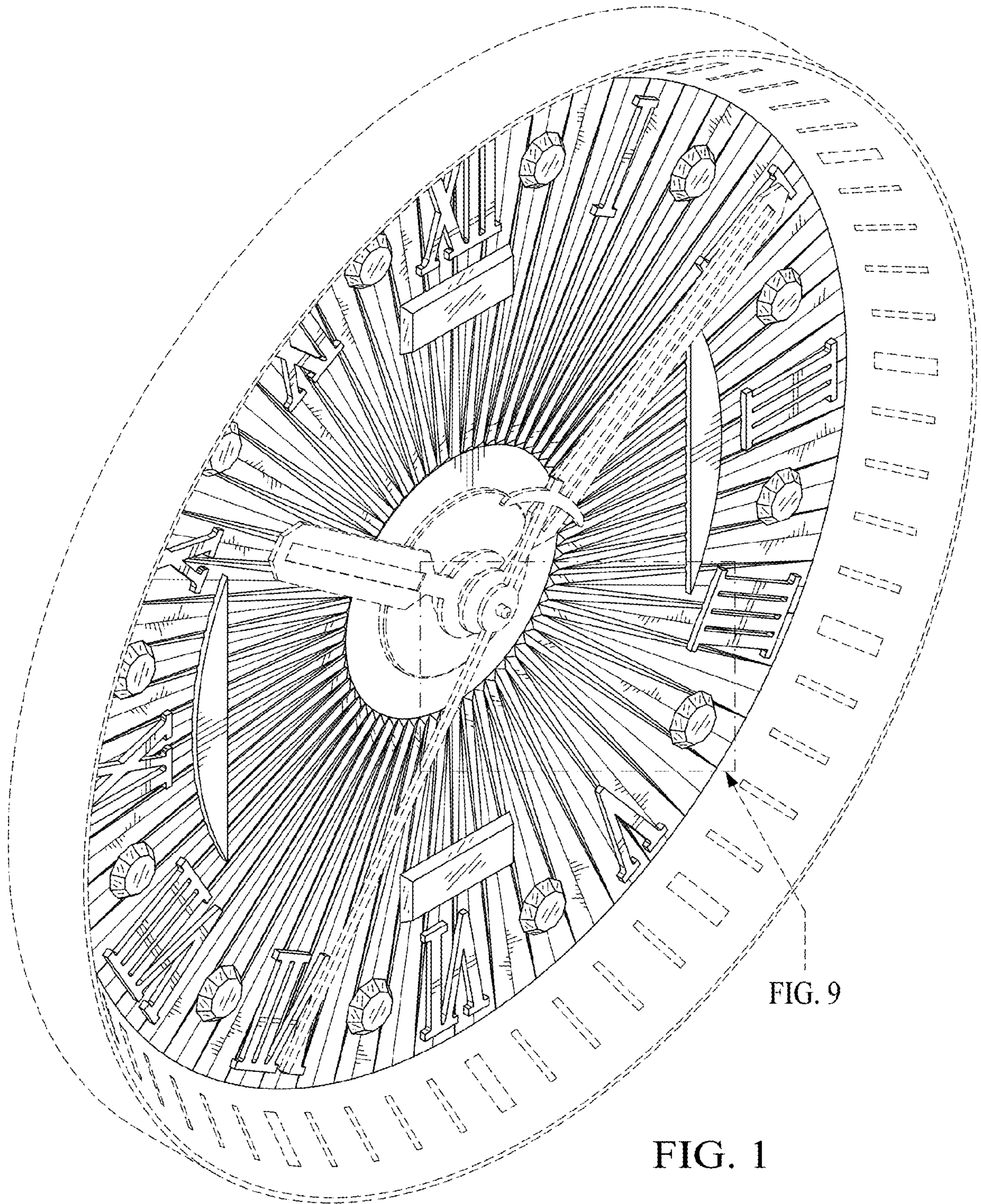
D807,771 S * 1/2018 Michele D10/126
D826,076 S * 8/2018 Behar D10/126
D831,509 S * 10/2018 Sasaki D10/39
D874,307 S * 2/2020 Charrier D10/126
D880,333 S * 4/2020 Parmigiani D10/126
D887,303 S * 6/2020 Kamilindi D10/126
D887,885 S * 6/2020 Gonet D10/125
D913,811 S * 3/2021 Michele D10/39

OTHER PUBLICATIONS

The GLD Shop Facebook | posted Oct. 31, 2019 [online]. © 2021 Facebook [retrieved Sep. 8, 2021] from Internet: <<https://www.facebook.com/thegldshop/photos/a.2944827495542244/3354231337935189/?type=3&theater>> (Year: 2019).*

Meet GLD The Nike of Men's Jewelry | forbes.com; posted Mar. 18, 2020 [online]. © 2021 Forbes Media LLC. [retrieved Sep. 8, 2021] from Internet: <<https://www.forbes.com/sites/josephdeacetis/2020/03/18/meet-gld-the-nike-of-mens-jewelry/?sh=7e749ad86ff9>> (Year: 2020).*

* cited by examiner



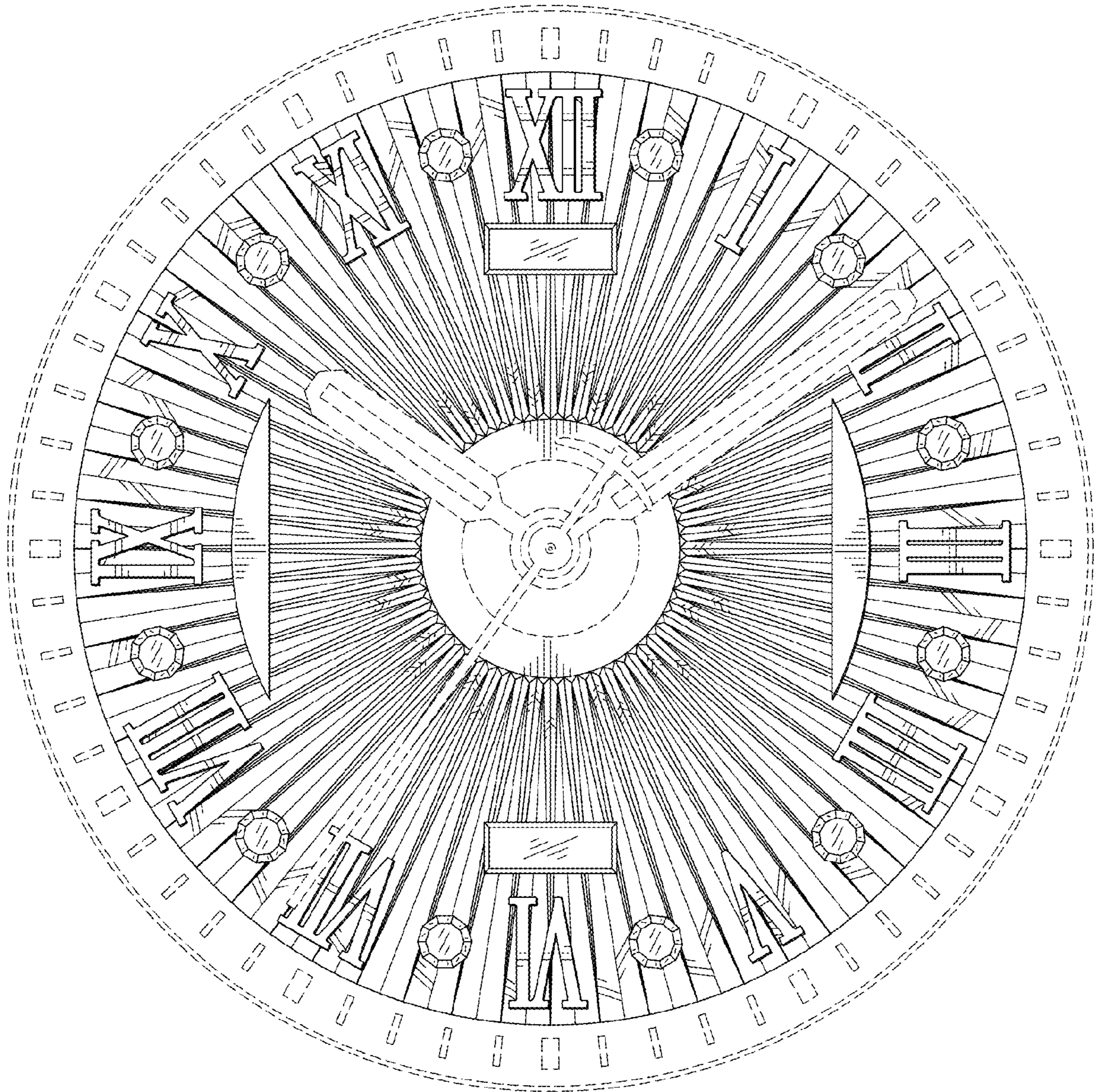


FIG. 2




FIG. 3




FIG. 4




FIG. 5



FIG. 6



FIG. 7

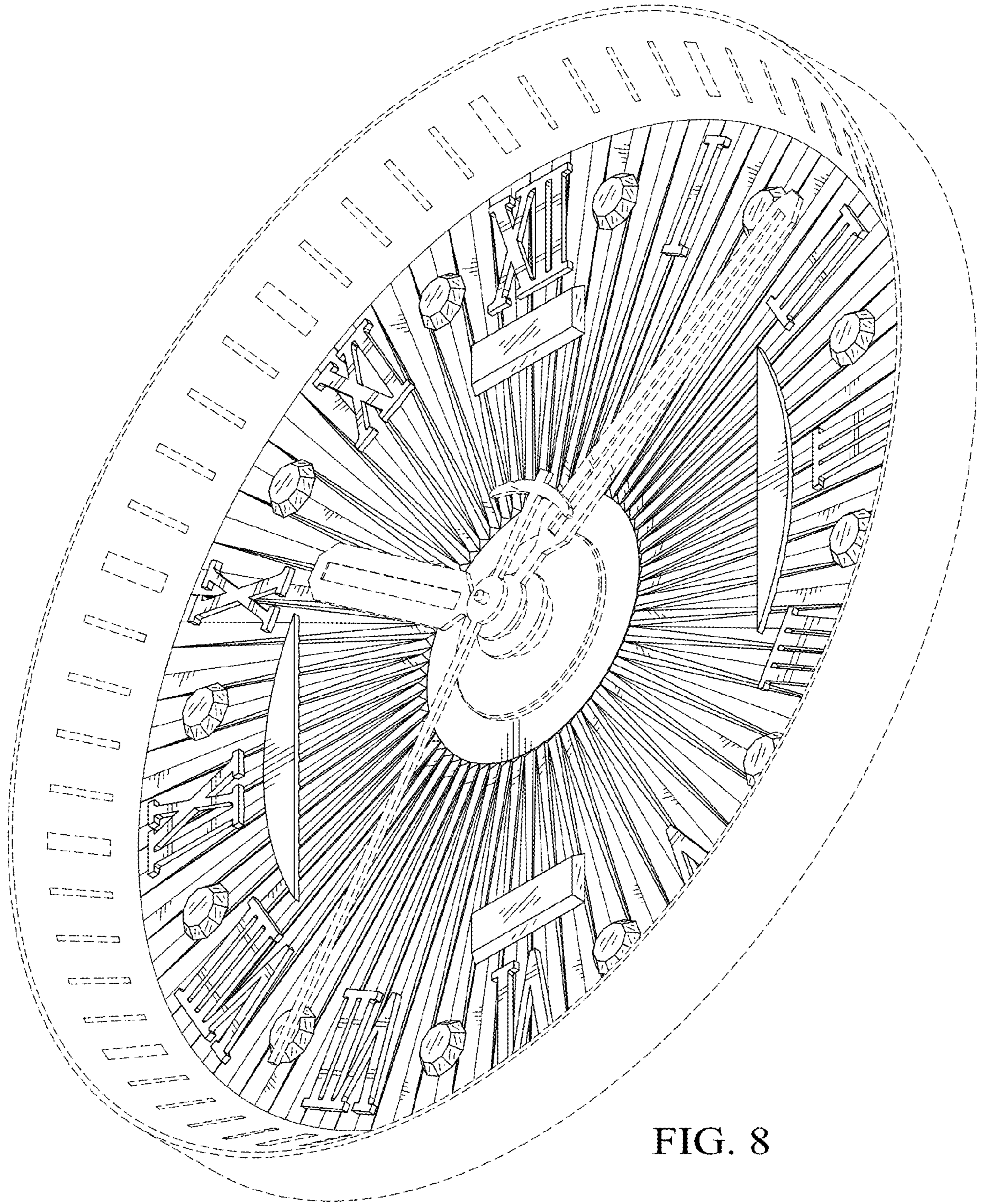


FIG. 8

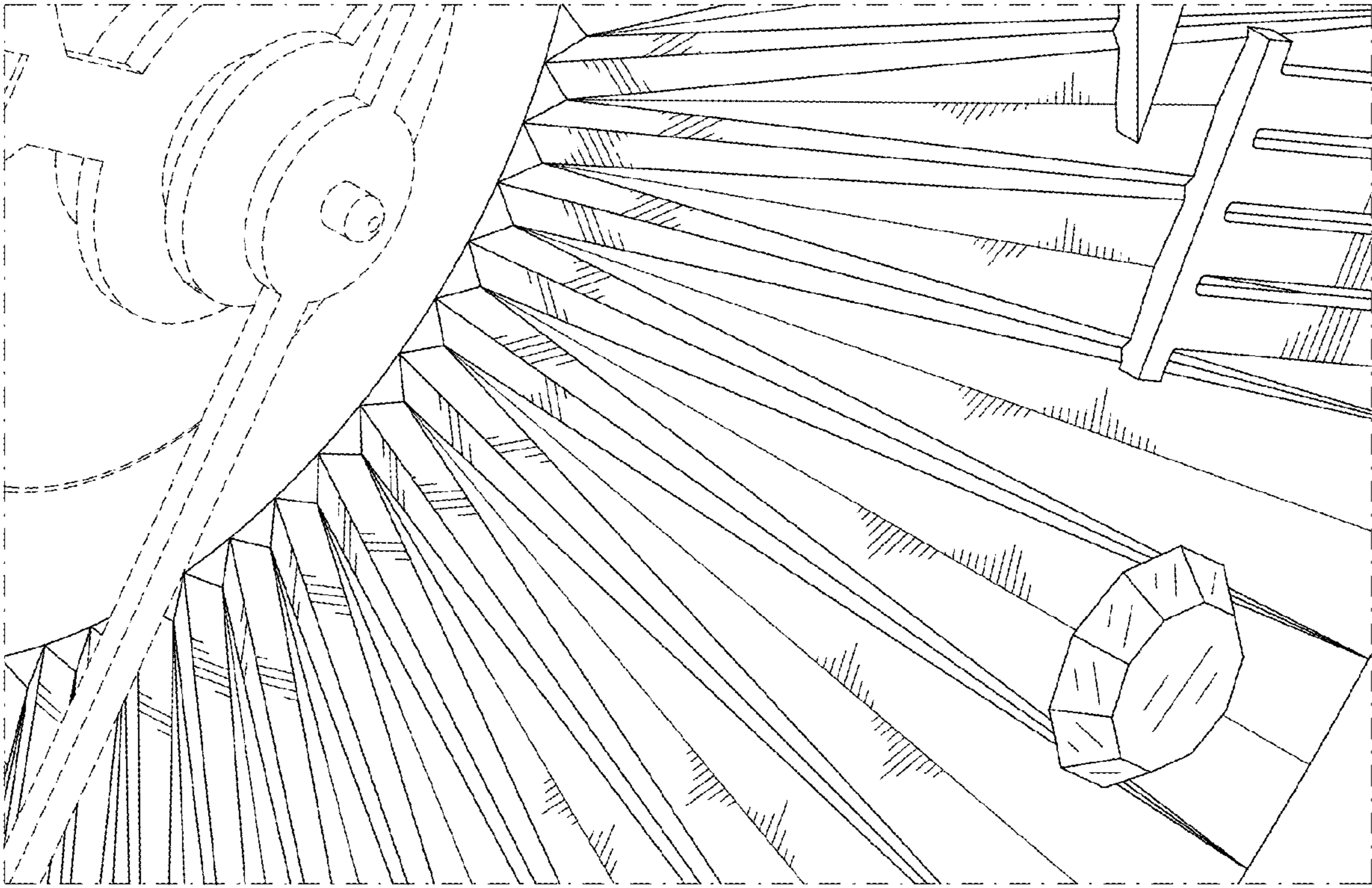


FIG. 9

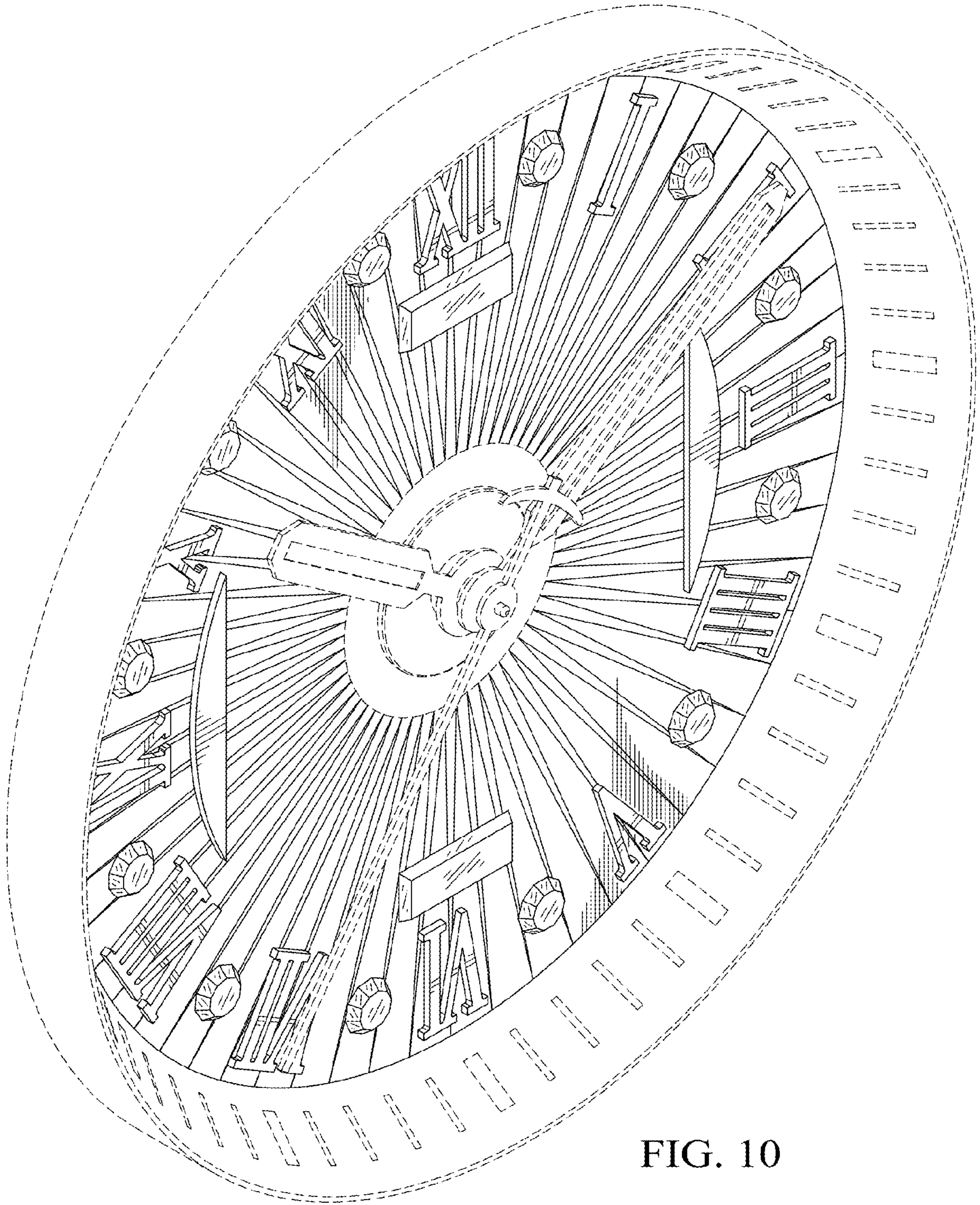


FIG. 10




FIG. 11




FIG. 12



FIG. 13




FIG. 14



FIG. 15



FIG. 16

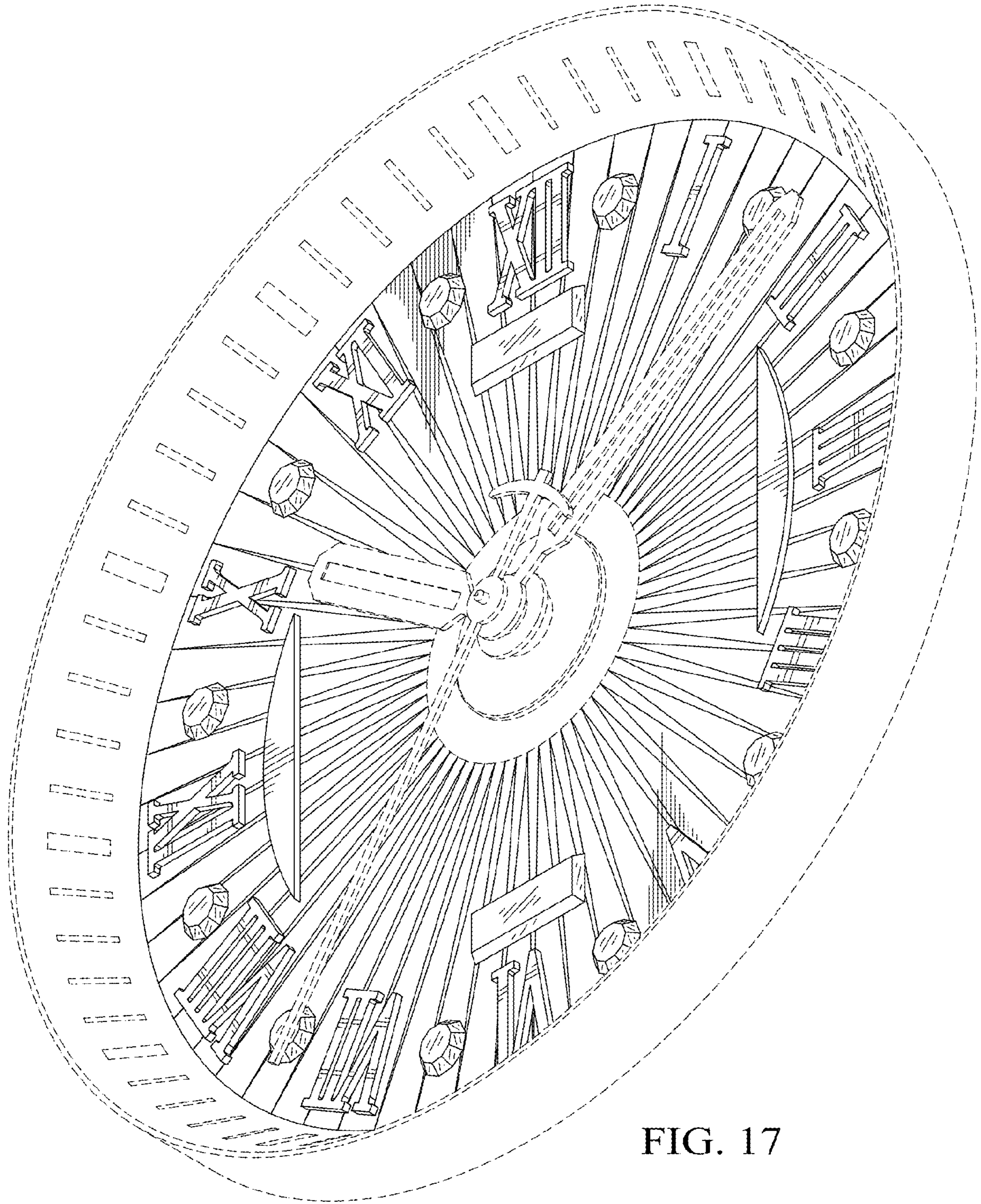


FIG. 17