



US00D941684S

(12) **United States Design Patent**
García Cendejas

(10) **Patent No.:** **US D941,684 S**
(45) **Date of Patent:** **** Jan. 25, 2022**

(54) **EDIBLE BEVERAGE BOTTLE HOLDER**

(71) Applicant: **E6PR S.A.P.I. DE C.V.**, Mexico City (MX)

(72) Inventor: **Juan Francisco García Cendejas**, Mexico City (MX)

(**) Term: **15 Years**

(21) Appl. No.: **29/734,312**

(22) Filed: **May 11, 2020**

(51) **LOC (13) Cl.** **09-03**

(52) **U.S. Cl.**
USPC **D9/752**

(58) **Field of Classification Search**
USPC D9/737, 751-756, 455, 456, 517, 716, D9/719; D7/553.1, 553.4, 553.5, 553.8, D7/555, 701, 708; D3/310-315
CPC B65D 71/50; B65D 71/504; B65D 25/108; B65D 71/0003; B65D 71/42; B65D 71/70; B65D 2571/0066; B65D 71/44; B65D 15/00; B65D 1/36; B65D 71/40; B65D 71/406; B65D 71/48; B65D 2571/00444; B65D 65/463; B65D 71/00; A47G 23/0641; A47G 23/0266; B31B 2105/00; B31B 50/00; B31B 2100/00; B31B 2120/20; B65B 3/00; B65B 17/025; D21J 3/02
See application file for complete search history.

(56) **References Cited**

U.S. PATENT DOCUMENTS

3,200,944 A * 8/1965 Rapata B65D 71/50
206/161

3,346,106 A * 10/1967 Gooding B65D 71/50
206/151

3,711,145 A * 1/1973 Rapata B65D 71/504
294/87.2

3,884,354 A * 5/1975 Guenther B65D 71/50
206/427

4,606,454 A * 8/1986 Hambleton B65D 71/10
206/147

4,789,063 A * 12/1988 Hammett B65D 71/70
206/139

4,896,774 A * 1/1990 Hammett B65D 71/70
206/427

D345,081 S * 3/1994 Adami D7/391

D388,702 S * 1/1998 Mindel D9/434

D854,424 S * 7/2019 Lauria D21J 7/00
D9/752

D918,527 S * 5/2021 Garcia Cendejas D1/106

11,027,905 B2 * 6/2021 Ford B65B 17/025

2012/0227361 A1 * 9/2012 Bates B65D 71/504
53/443

2014/0166518 A1 * 6/2014 Chapel B65D 85/52
206/423

2019/0135512 A1 * 5/2019 Kooc B65D 71/42

2019/0329951 A1 * 10/2019 Borg B29C 45/0081

2020/0056335 A1 * 2/2020 Chung D21H 17/55

2021/0039856 A1 * 2/2021 Chung D21H 17/56

* cited by examiner

Primary Examiner — W. A. Teddy Falloway
(74) *Attorney, Agent, or Firm* — Mayer Brown LLP

(57) **CLAIM**

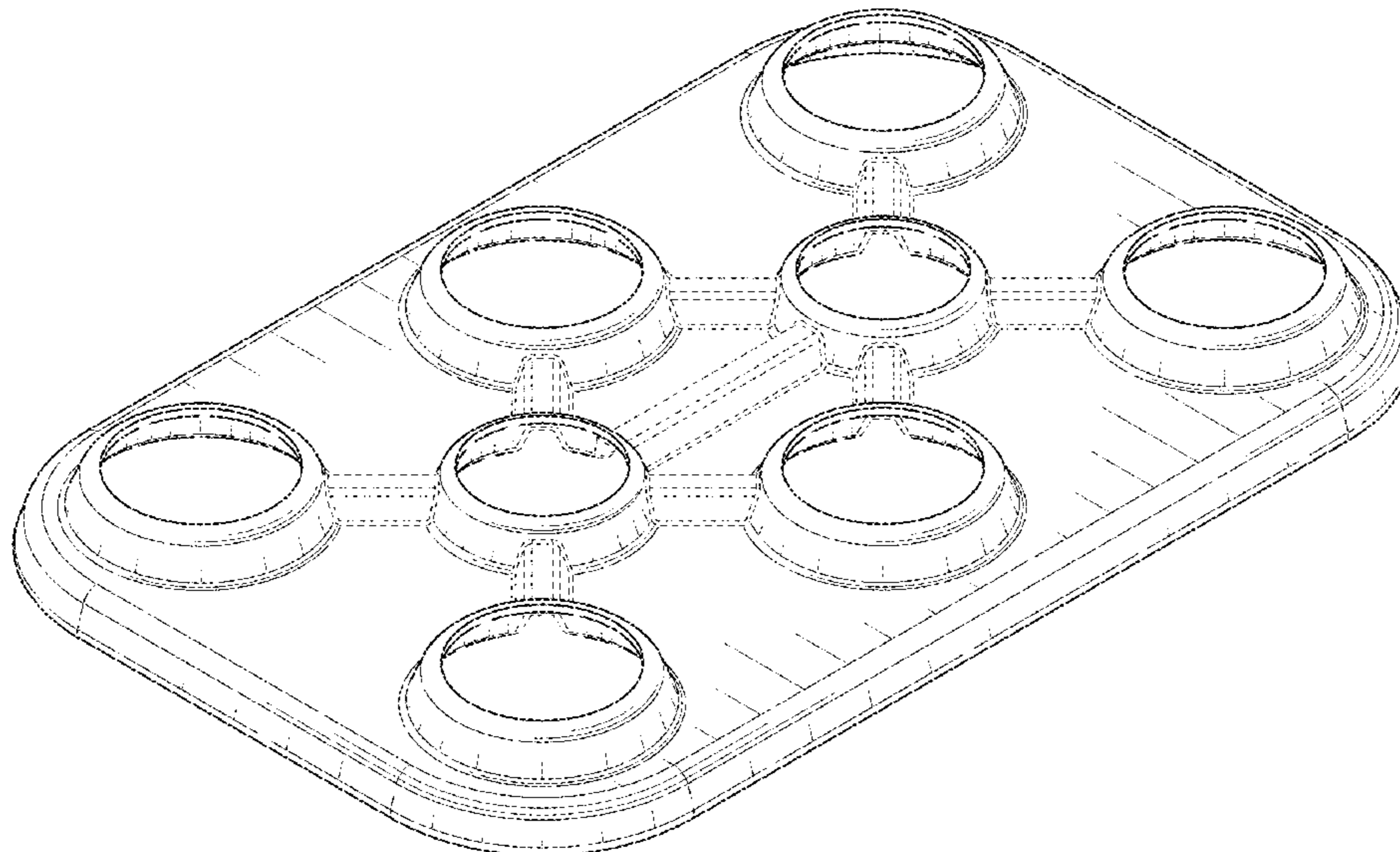
The ornamental design for an edible beverage bottle holder, as shown and described.

DESCRIPTION

FIG. 1 is a perspective view of an edible beverage bottle holder according to my new design;
FIG. 2 is a front view thereof;
FIG. 3 is a rear view thereof
FIG. 4 is a right-side view thereof;
FIG. 5 is a left-side view thereof;
FIG. 6 is a top view thereof; and,
FIG. 7 is a bottom view thereof.

The broken lines illustrate portions of the edible beverage bottle holder that form no part of the claimed design.

1 Claim, 5 Drawing Sheets



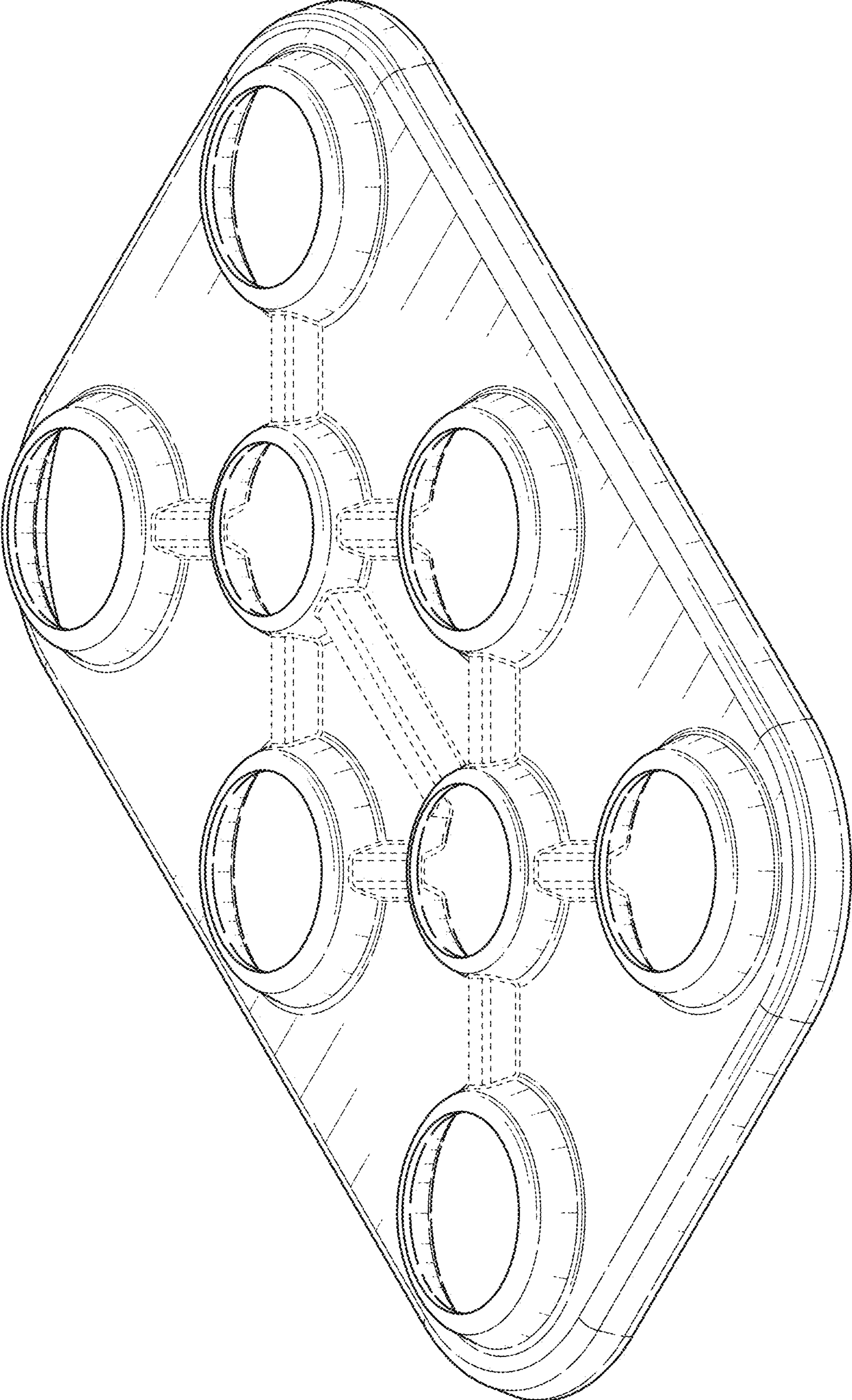


FIG. 1




FIG. 2




FIG. 3




FIG. 4




FIG. 5

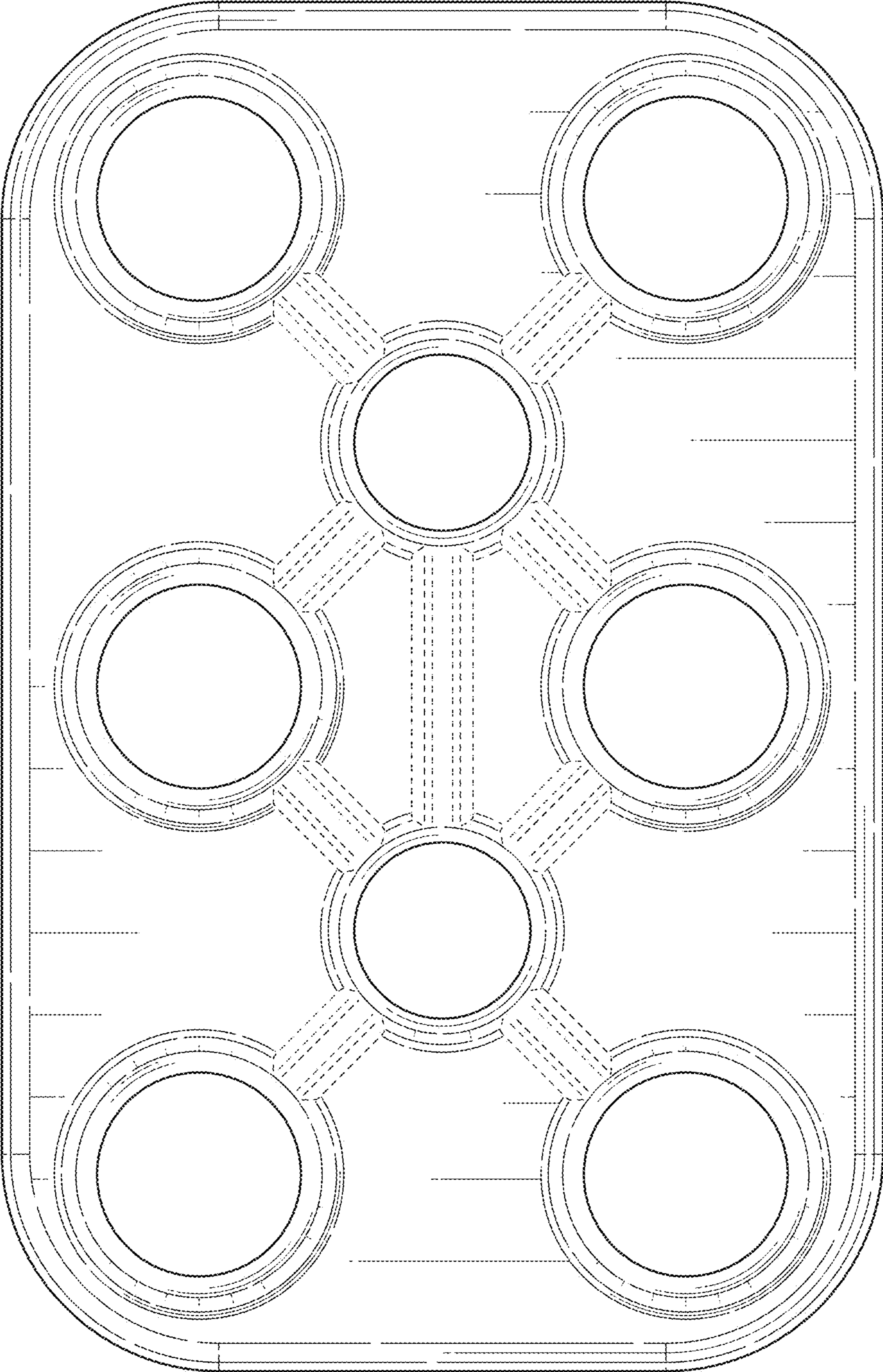


FIG. 6




FIG. 7