



US00D941669S

(12) **United States Design Patent**
Van Deursen

(10) **Patent No.:** **US D941,669 S**
(45) **Date of Patent:** **** Jan. 25, 2022**

(54) **DOVETAIL, ELEMENT FOR MIRROR
FRAME ATTACHMENT**

(71) Applicant: **MirrorMate, LLC**, Charlotte, NC (US)

(72) Inventor: **Gary Van Deursen**, Essex, CT (US)

(**) Term: **15 Years**

(21) Appl. No.: **29/708,014**

(22) Filed: **Oct. 2, 2019**

(51) **LOC (13) Cl.** **08-08**

(52) **U.S. Cl.**
USPC **D8/382**

(58) **Field of Classification Search**
USPC D8/382, 373, 349, 354; D6/300–302;
D11/132
CPC G09F 1/12; A47G 2001/0661; A47G
2001/0672; A47G 2001/0688; A47G
2001/148; A47G 1/06; A47G 1/065;
A47G 1/0605; A47G 1/0633; A47G
1/0638; A47G 1/0644; A47G 1/08; A47G
1/10; A47G 1/14; A47G 1/141; A47G
1/142; A47G 1/16; A47G 1/1606; A47G
1/1613

See application file for complete search history.

(56) **References Cited**

U.S. PATENT DOCUMENTS

- 4,822,198 A * 4/1989 Frantl E04B 1/1906
403/170
- D329,721 S * 9/1992 Kruger D28/99
- D377,597 S * 1/1997 Podgers D8/349
- D377,601 S * 1/1997 Kozyrski D6/300
- 5,794,372 A * 8/1998 Grana A47G 1/0605
40/605
- D401,839 S * 12/1998 Krey D8/354
- D418,394 S * 1/2000 King D25/124
- 7,093,403 B2 8/2006 Huntting et al.
- D538,150 S * 3/2007 Burns D8/402
- 7,654,025 B2 2/2010 Huntting et al.

- D683,924 S * 6/2013 Wolfenbarger D34/32
- D760,566 S * 7/2016 Biec D8/47
- D810,008 S * 2/2018 Mollison D13/102
- D810,010 S * 2/2018 Rook D13/102
- D823,666 S * 7/2018 Macdonald D8/349
- D823,667 S * 7/2018 Macdonald D8/349
- D829,532 S * 10/2018 Bunch D8/354
- 10,273,694 B2 * 4/2019 Wright F16L 3/00
- D848,242 S * 5/2019 DiCioccio D8/354
- D857,133 S * 8/2019 Saponaro D21/698
- D870,527 S * 12/2019 Bunch D8/47
- D878,939 S * 3/2020 Wu D10/65

(Continued)

OTHER PUBLICATIONS

Hoffmann Dovetail Joining System Catalog, Date Visited: Jun. 17, 2021, Hoffman, Date Available: 2018, <https://hoffmann-usa.com/dovetail-key-specials/w9202200-1041-sp-dovetail-keys-w2-7-8-light-maple-color/>, p. 3 (Year: 2018).*

Primary Examiner — Susan Bennett Hattan

Assistant Examiner — Elizabeth S Ko

(57) **CLAIM**

The ornamental design for a dovetail element for mirror frame attachment, as shown and described.

DESCRIPTION

FIG. 1 is a top perspective view of the dovetail element for mirror frame attachment;

FIG. 2 is a bottom perspective view of the dovetail element for mirror frame attachment shown in FIG. 1;

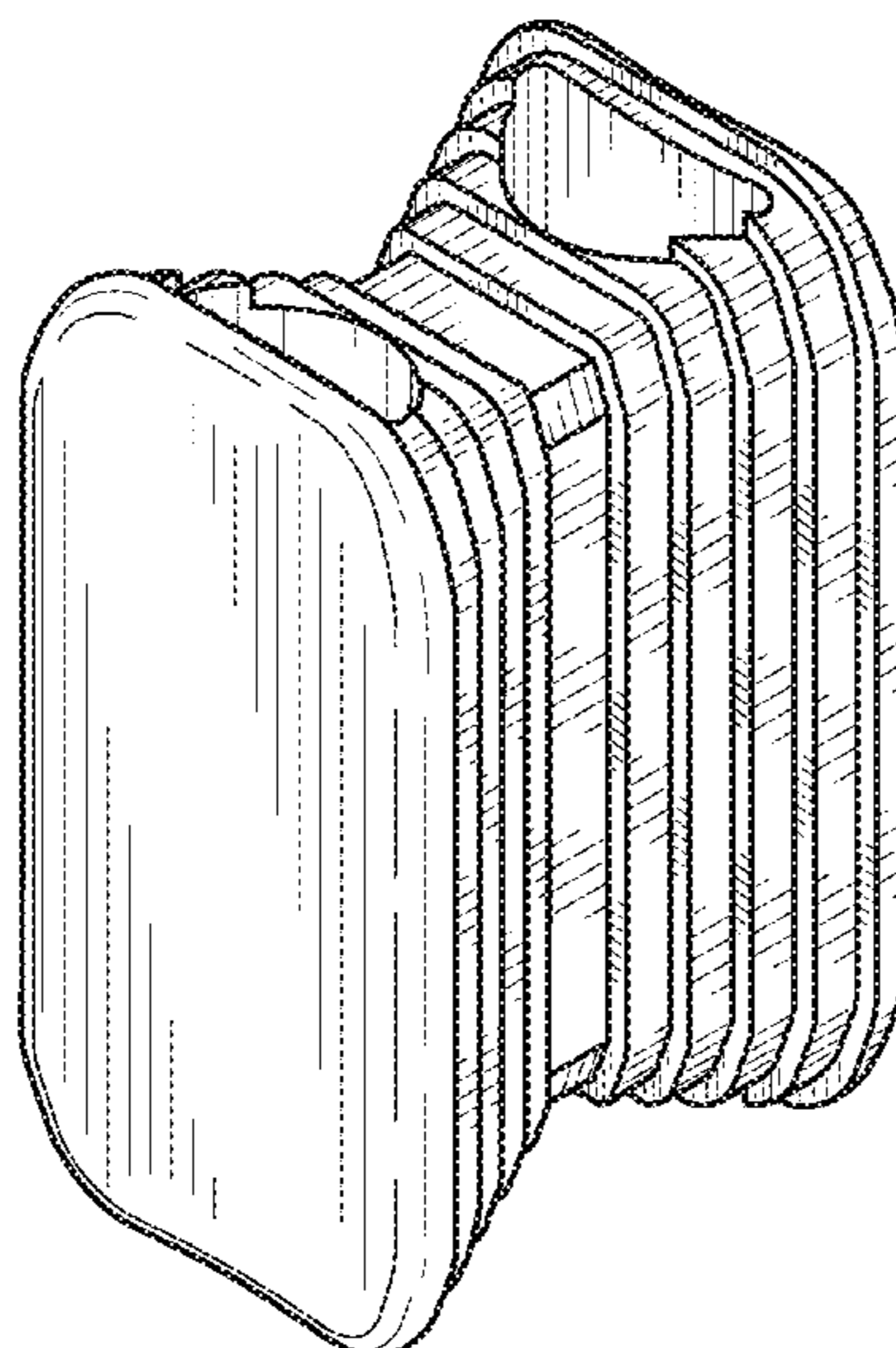
FIG. 3 is a top view of the dovetail element for mirror frame attachment;

FIG. 4 is a front view of the dovetail element for mirror frame attachment;

FIG. 5 is side view looking from the right side of the dovetail element for mirror frame attachment; and,

FIG. 6 is a side view looking from the left side of the dovetail element for mirror frame attachment.

1 Claim, 6 Drawing Sheets



(56)

References Cited

U.S. PATENT DOCUMENTS

D899,900 S * 10/2020 Blanco D8/354
2003/0041709 A1* 3/2003 Jones B23D 51/025
83/13
2021/0102424 A1* 4/2021 Huntting E06B 3/9682

* cited by examiner




FIG. 1

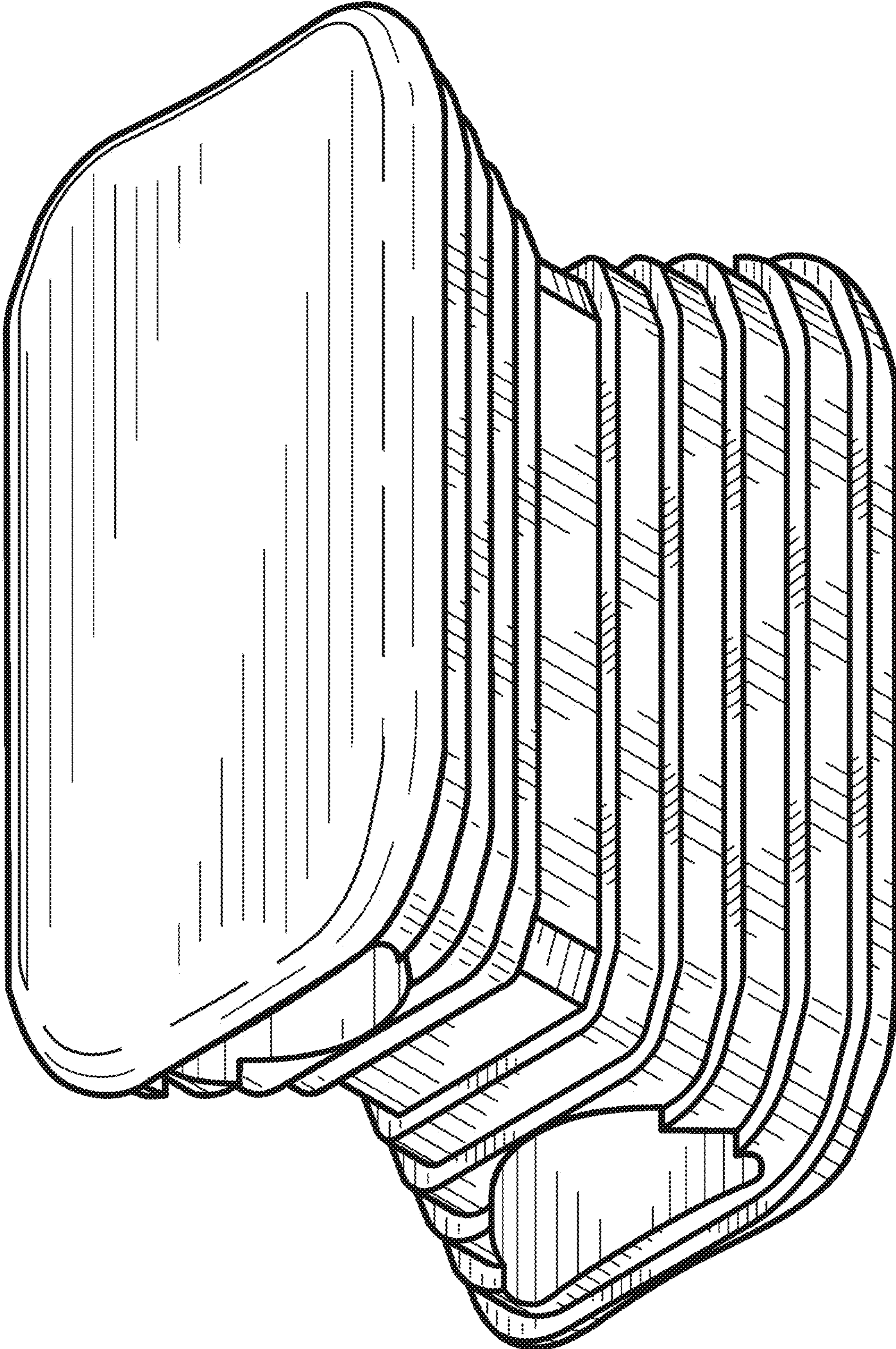


FIG. 2

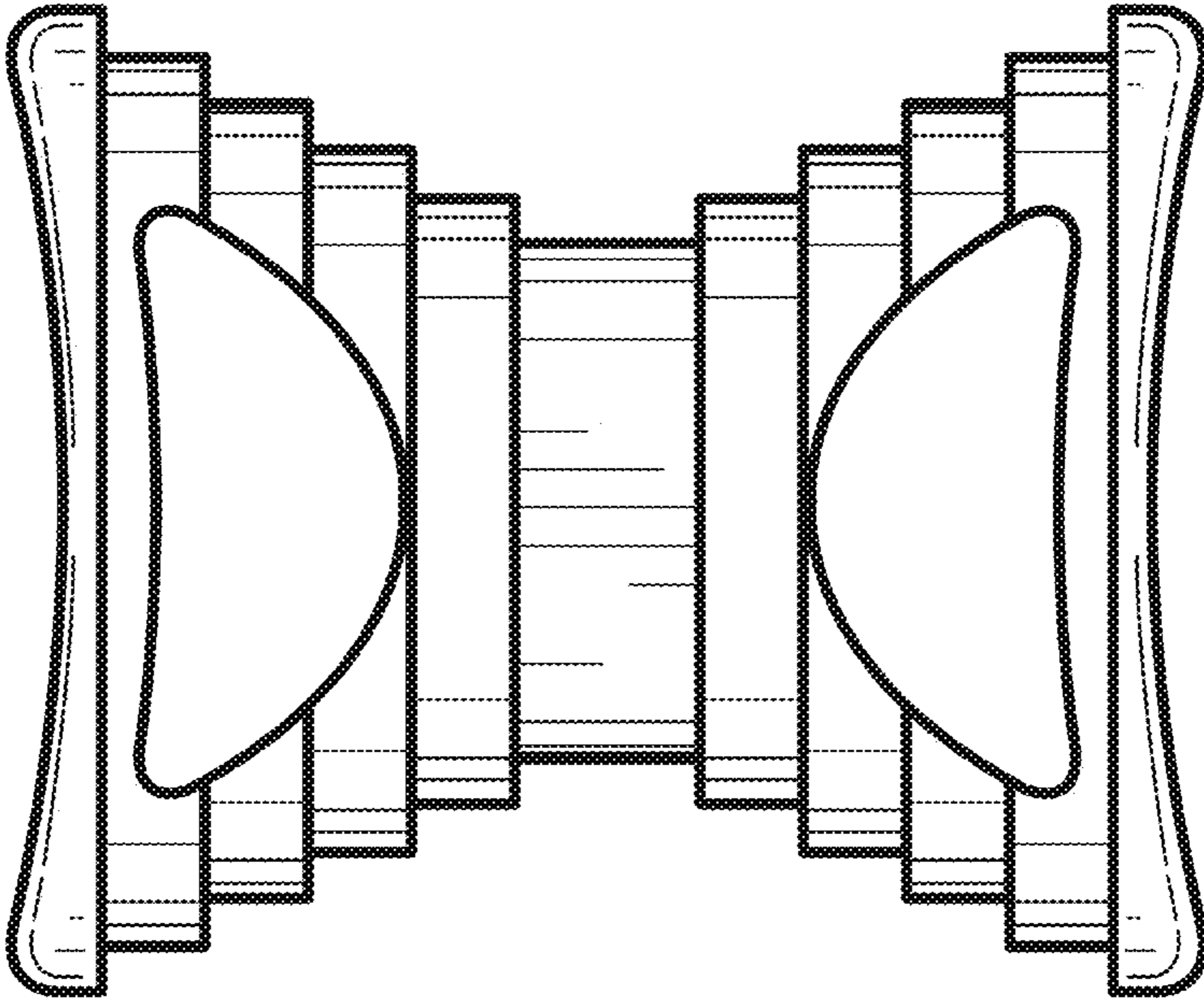


FIG. 3




FIG. 4




FIG. 5




FIG. 6