



US00D941657S

(12) **United States Design Patent**  
**McKenney**

(10) **Patent No.:** **US D941,657 S**  
(45) **Date of Patent:** **\*\* Jan. 25, 2022**

- (54) **LOCK REKEYING FIXTURE**
- (71) Applicant: **Albert W. McKenney**, Lagrange, IL (US)
- (72) Inventor: **Albert W. McKenney**, Lagrange, IL (US)
- (73) Assignee: **ICOR Products**, Western Springs, IL (US)
- (\*\*) Term: **15 Years**
- (21) Appl. No.: **29/684,519**
- (22) Filed: **Mar. 21, 2019**
- (51) **LOC (13) Cl.** ..... **08-05**
- (52) **U.S. Cl.**  
USPC ..... **D8/330; D8/331**
- (58) **Field of Classification Search**  
USPC ..... D8/330-333, 336, 338, 343-346, D8/300-302, 306-329; 292/341, 341.11, 292/340, 342, 343, 344, 345, 346, 180  
CPC ..... A01M 31/02; E05B 73/00; E05B 65/46; E05B 19/18; E05B 29/0013; E05B 63/006; E05B 69/003; E05B 71/00; E05B 73/005; E05B 17/142; E05B 17/14; E05B 2047/0086; E05D 3/02; B62H 5/001; G07C 9/00563  
See application file for complete search history.

- D422,882 S \* 4/2000 Andrews ..... D8/343
- D519,825 S \* 5/2006 Marr ..... D12/106
- D589,626 S \* 3/2009 Petersen ..... D24/230
- (Continued)

**OTHER PUBLICATIONS**

GSR Enterprises, TriPik-2 Fully Adjustable Practice Lock Stand-Date first available Oct. 17, 2013, [online]retrieved Apr. 6, 2021, available from <https://www.amazon.com/TriPik-2-Fully-Adjustable-Practice-Stand/dp/B00FYJ2J0Q> (Year: 2013).\*  
(Continued)

*Primary Examiner* — Keli L Hill  
*Assistant Examiner* — Sara S Sahneh  
(74) *Attorney, Agent, or Firm* — von Briesen & Roper, s.c.

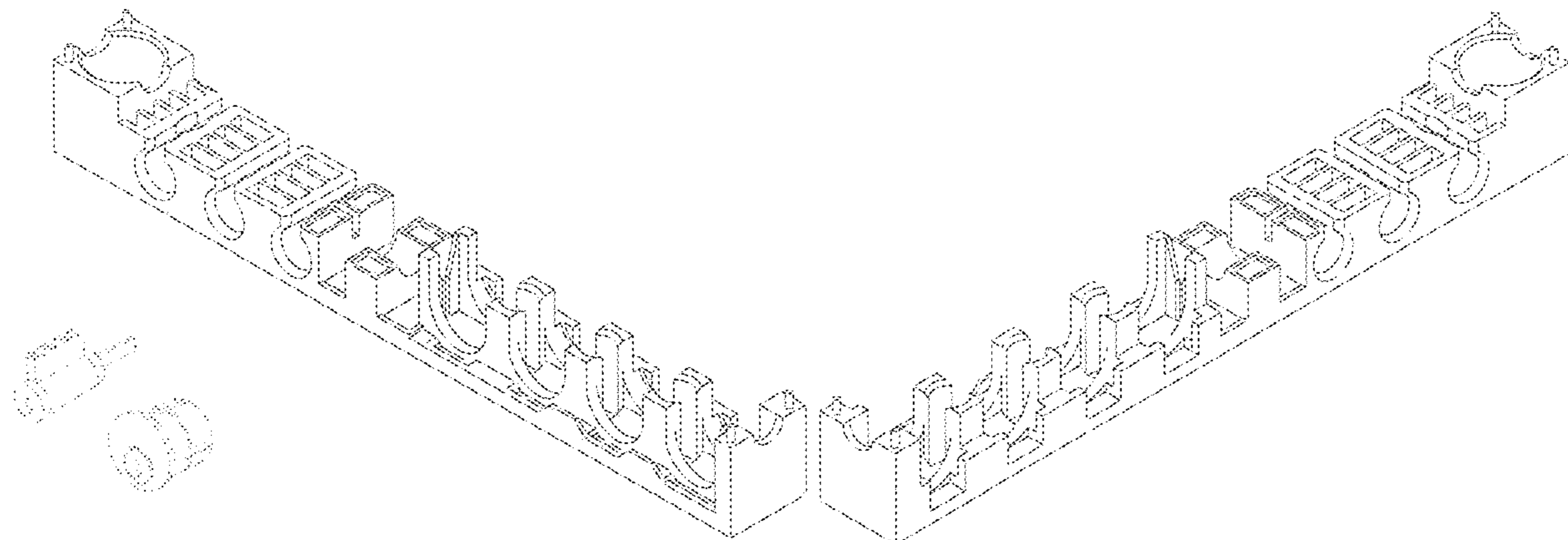
(57) **CLAIM**

The ornamental design for a “lock rekeying fixture”, as shown and described.

**DESCRIPTION**

FIG. 1 is a first perspective view of the lock rekeying fixture showing my new design;  
FIG. 2 is a second perspective view of the lock rekeying fixture of FIG. 1;  
FIG. 3 is a top plan view of the lock rekeying fixture of FIG. 1;  
FIG. 4 is a left side view of the lock rekeying fixture of FIG. 1;  
FIG. 5 is a front view of the lock rekeying fixture of FIG. 1;  
FIG. 6 is a right side view of the lock rekeying fixture of FIG. 1;  
FIG. 7 is a back view of the lock rekeying fixture of FIG. 1; and,  
FIG. 8 is a bottom view of the lock rekeying fixture of FIG. 1.  
The broken lines illustrate environment, structure or features which form no part of the claimed design.

**1 Claim, 3 Drawing Sheets**



(56)

**References Cited**

U.S. PATENT DOCUMENTS

D796,297 S \* 9/2017 Shenton ..... D8/330  
2011/0271722 A1\* 11/2011 Adolfsson ..... E05B 65/46  
70/276  
2012/0240642 A1\* 9/2012 Senn ..... E05B 67/383  
70/101  
2021/0018485 A1\* 1/2021 Silvestre Duarte .... G01N 31/22  
2021/0079687 A1\* 3/2021 Golgiri ..... E05B 19/18

OTHER PUBLICATIONS

GSR Enterprises, Cyclops Practice Lock Stand for Key in Knob  
Cylinders, Date first available Feb. 3, 2015, [online]retrieved Apr.  
6, 2021, available from [https://www.amazon.com/Cyclops-Practice-Lock-Stand-Cylinders/dp/B00T4XIQ6Y/ref=sr\\_1\\_18?dchild=1&keywords=Lock+Stand+for+lock&qid=1617](https://www.amazon.com/Cyclops-Practice-Lock-Stand-Cylinders/dp/B00T4XIQ6Y/ref=sr_1_18?dchild=1&keywords=Lock+Stand+for+lock&qid=1617) (Year: 2015).\*

\* cited by examiner

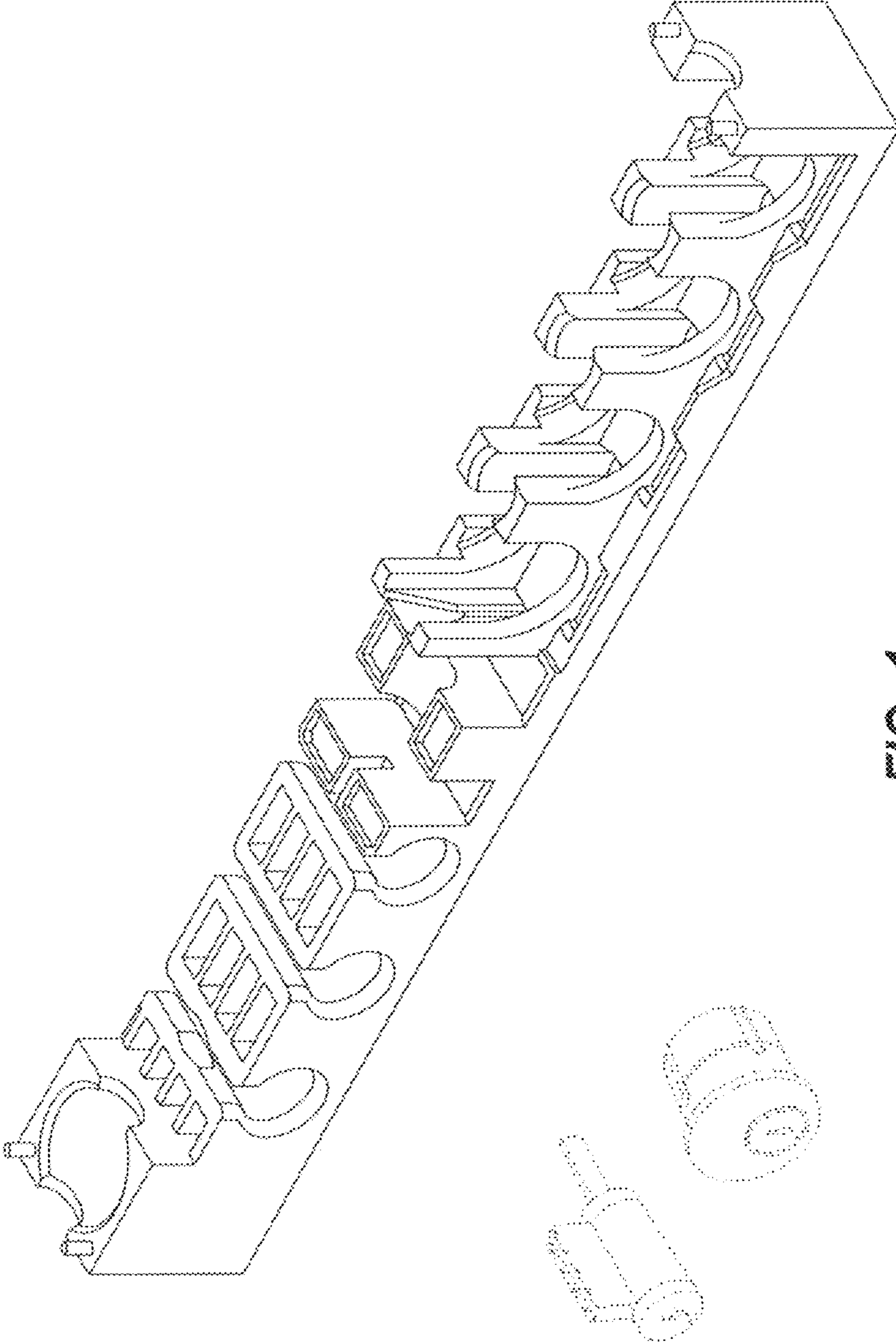


FIG. 1

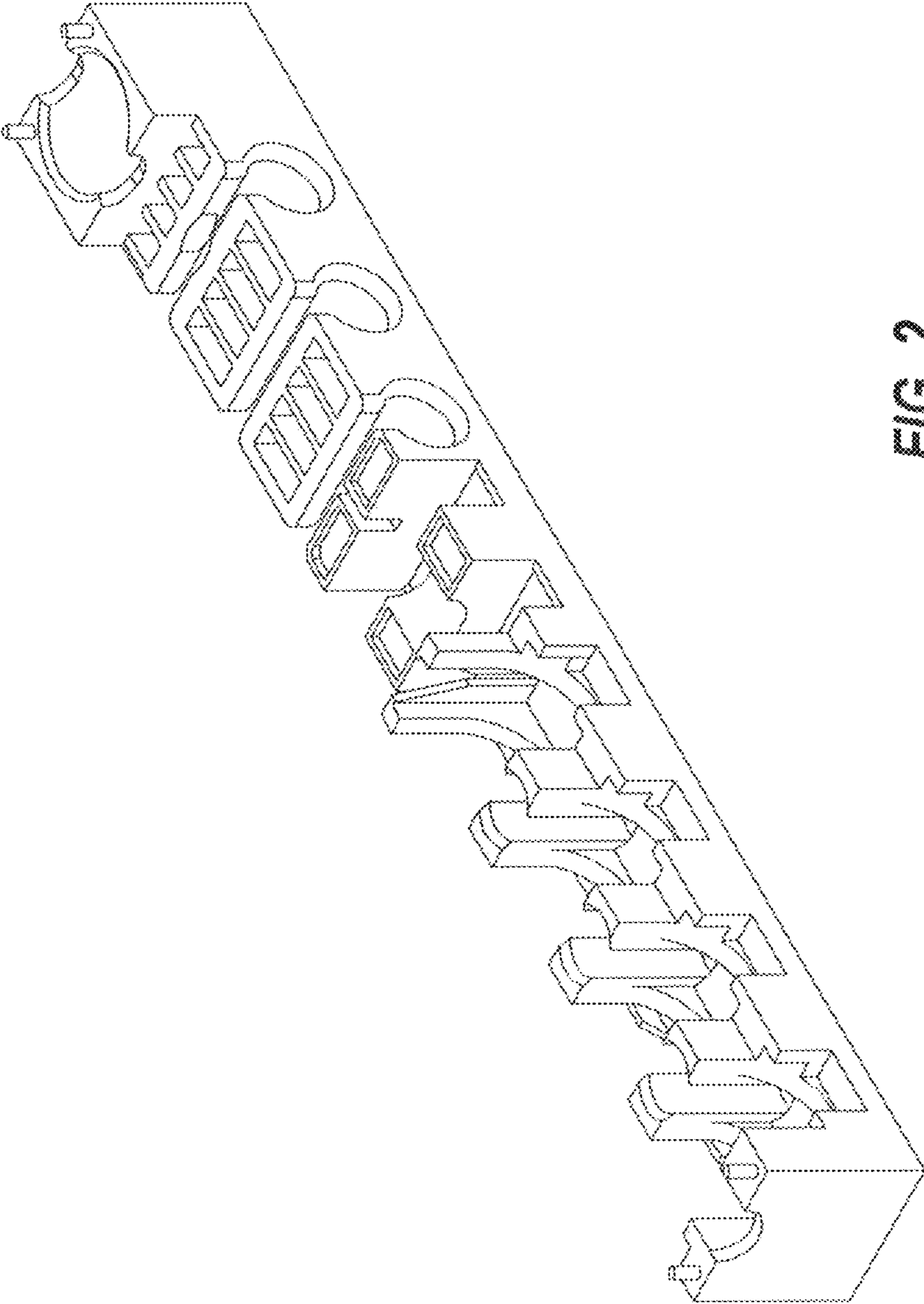


FIG. 2

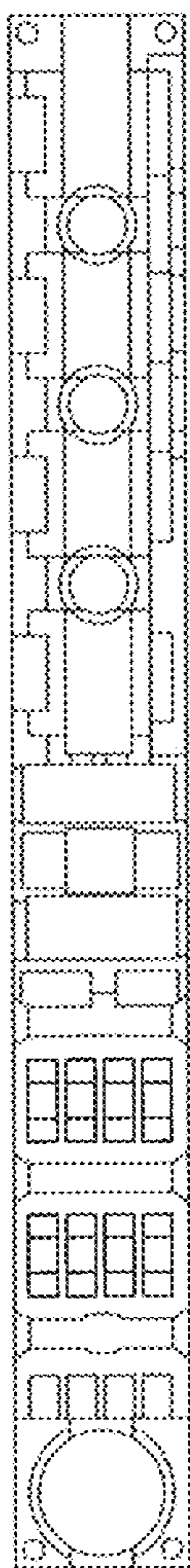


FIG. 3

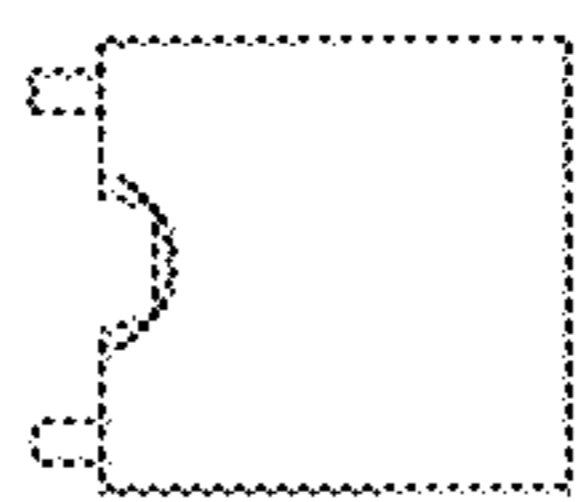


FIG. 4

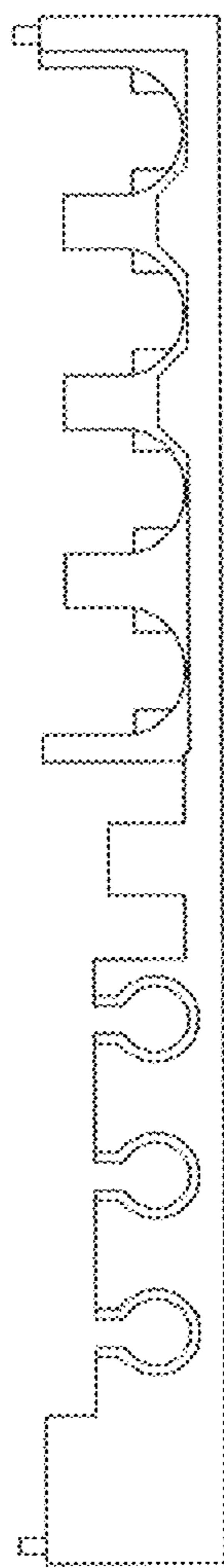


FIG. 5

FIG. 6

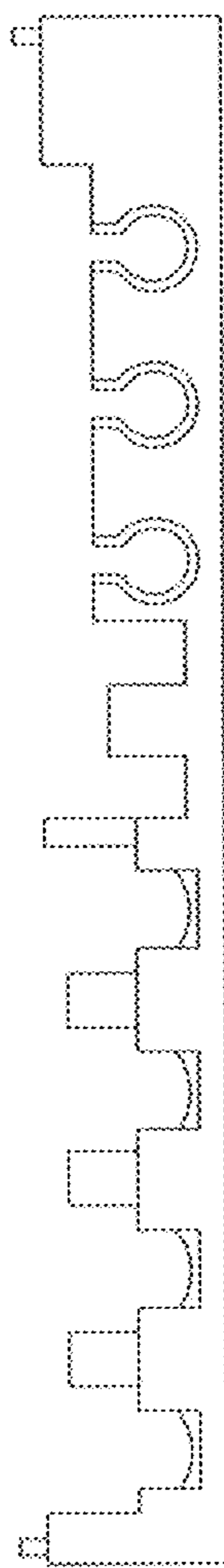


FIG. 7




FIG. 8