



US00D941634S

(12) **United States Design Patent**
Morgan

(10) **Patent No.:** **US D941,634 S**

(45) **Date of Patent:** **** Jan. 25, 2022**

- (54) **HERB STRIPPER BOWL**
- (71) Applicant: **Lifetime Brands, Inc.**, Garden City, NY (US)
- (72) Inventor: **Ian Morgan**, Seattle, WA (US)
- (73) Assignee: **LIFETIME BRANDS, INC.**, Garden City, NY (US)
- (**) Term: **15 Years**
- (21) Appl. No.: **29/711,668**
- (22) Filed: **Nov. 1, 2019**
- (51) **LOC (13) Cl.** **07-01**
- (52) **U.S. Cl.**
USPC **D7/586**
- (58) **Field of Classification Search**
USPC D7/500, 587, 565, 560, 543, 584, 523,
D7/554.3, 601, 586; D30/130; D19/104
CPC A47G 19/025; A47G 19/02
See application file for complete search history.

| | | | | | |
|--------------|------|---------|-----------------|-------|------------------------|
| D701,088 | S * | 3/2014 | Hone | | D7/505 |
| D706,995 | S * | 6/2014 | Modi | | D30/129 |
| 8,844,757 | B2 * | 9/2014 | Wilmers | | B65D 75/326 220/608 |
| D764,871 | S * | 8/2016 | Touchet | | D7/587 |
| D781,109 | S * | 3/2017 | Rubino | | D7/587 |
| D782,754 | S * | 3/2017 | Veness | | D30/161 |
| 10,053,272 | B2 * | 8/2018 | Doherty | | B65D 73/0092 |
| D839,053 | S * | 1/2019 | Huang | | D7/602 |
| D841,402 | S * | 2/2019 | Price | | D7/584 |
| D858,213 | S * | 9/2019 | Wu | | D7/629 |
| D861,436 | S * | 10/2019 | Balle | | D7/587 |
| D867,071 | S * | 11/2019 | Berger | | D7/584 |
| 10,472,128 | B2 * | 11/2019 | Ciarrocchi | | B65D 21/0209 |
| D887,869 | S * | 6/2020 | Matsumoto | | D10/46.2 |
| D899,863 | S * | 10/2020 | Solomon | | D7/586 |
| 2009/0301923 | A1 * | 12/2009 | Van Puijenbroek | | B65D 1/22 206/518 |
| 2011/0284119 | A1 * | 11/2011 | Andrews | | A47G 19/02 141/1 |

* cited by examiner

Primary Examiner — Cynthia R Underwood
(74) *Attorney, Agent, or Firm* — Tutunjian & Bitetto, P.C.

(57) **CLAIM**

The ornamental design for a herb stripper bowl, as shown and described.

DESCRIPTION

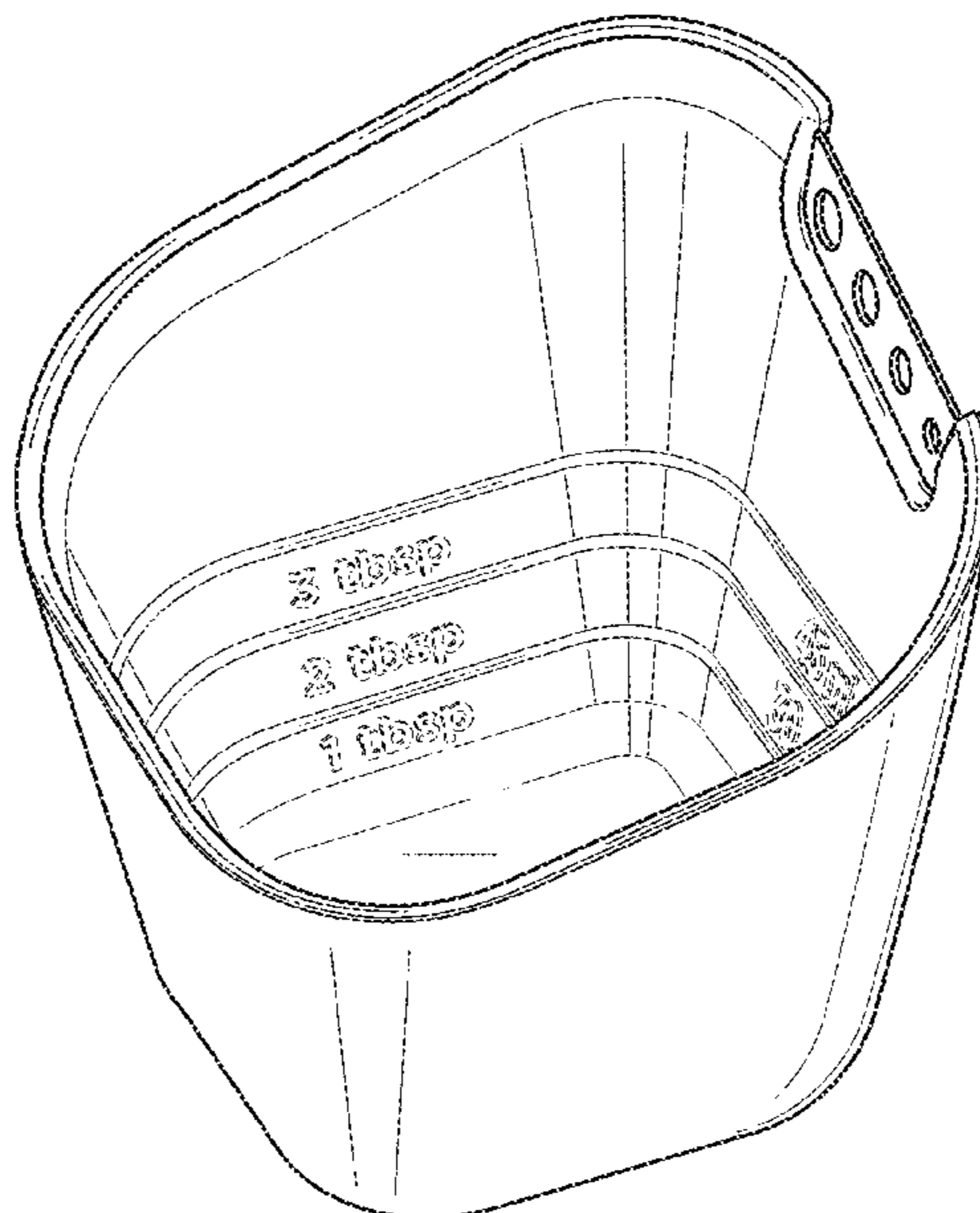
FIG. 1 is a top perspective view of the herb stripper bowl showing my new design;
FIG. 2 is a front view thereof;
FIG. 3 is a right side view thereof;
FIG. 4 is rear view thereof;
FIG. 5 is a left side view thereof;
FIG. 6 is a top view thereof; and,
FIG. 7 is a bottom view thereof.
The broken lines in the drawings show environmental structure that form no part of the claimed design.

1 Claim, 7 Drawing Sheets

(56) **References Cited**

U.S. PATENT DOCUMENTS

| | | | | | |
|-----------|-----|---------|-----------|-------|--------------------------|
| D75,939 | S * | 7/1928 | Tennhardt | | D7/584 |
| 3,407,969 | A * | 10/1968 | Klein | | B65B 47/10 222/107 |
| D222,680 | S * | 11/1971 | Douglas | | D7/550.1 |
| 3,620,403 | A * | 11/1971 | Rump | | B65D 43/0212 220/4.24 |
| D249,218 | S * | 9/1978 | Mathison | | D7/550.1 |
| D249,491 | S * | 9/1978 | Bernhardt | | D7/587 |
| D419,364 | S * | 1/2000 | Jarvis | | 206/551 |
| D495,964 | S * | 9/2004 | Overthun | | D10/46.2 |
| D504,799 | S * | 5/2005 | Lawson | | D7/505 |
| D620,809 | S * | 8/2010 | Caldwell | | D9/707 |
| D625,961 | S * | 10/2010 | Kent | | D7/545 |
| D657,628 | S * | 4/2012 | Sink | | D7/318 |
| D678,632 | S * | 3/2013 | Chance | | D30/161 |



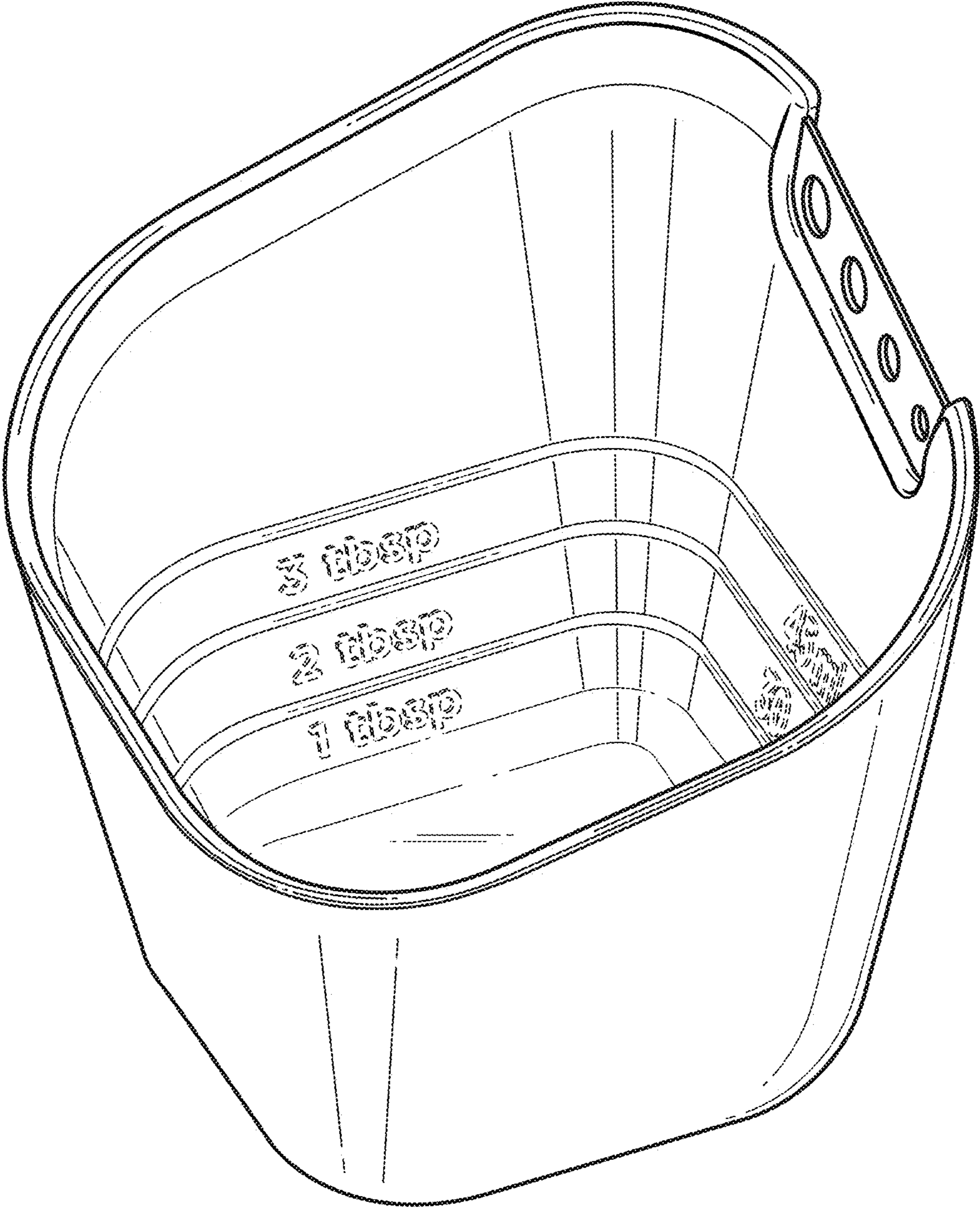


FIG. 1

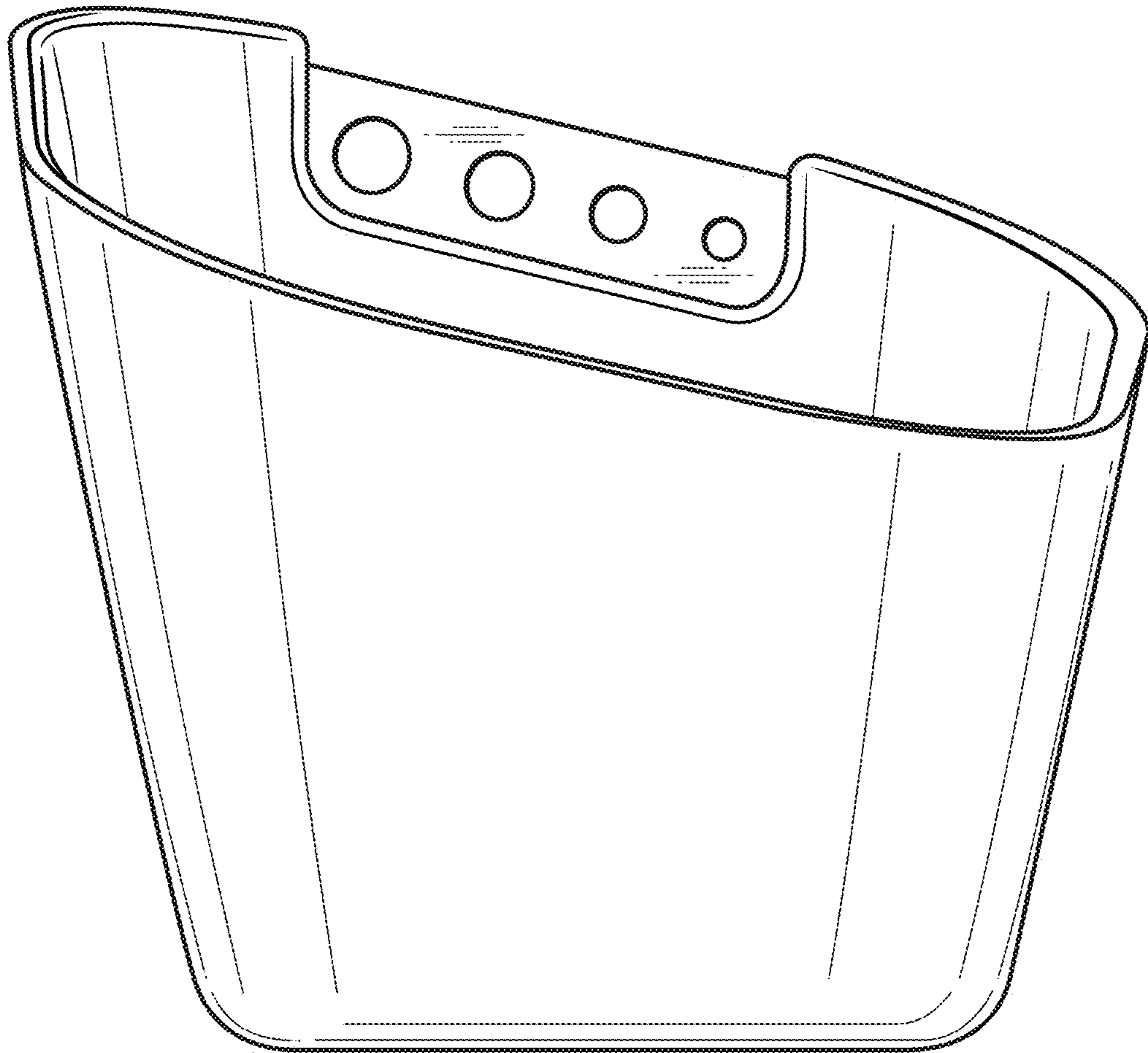


FIG. 2




FIG. 3

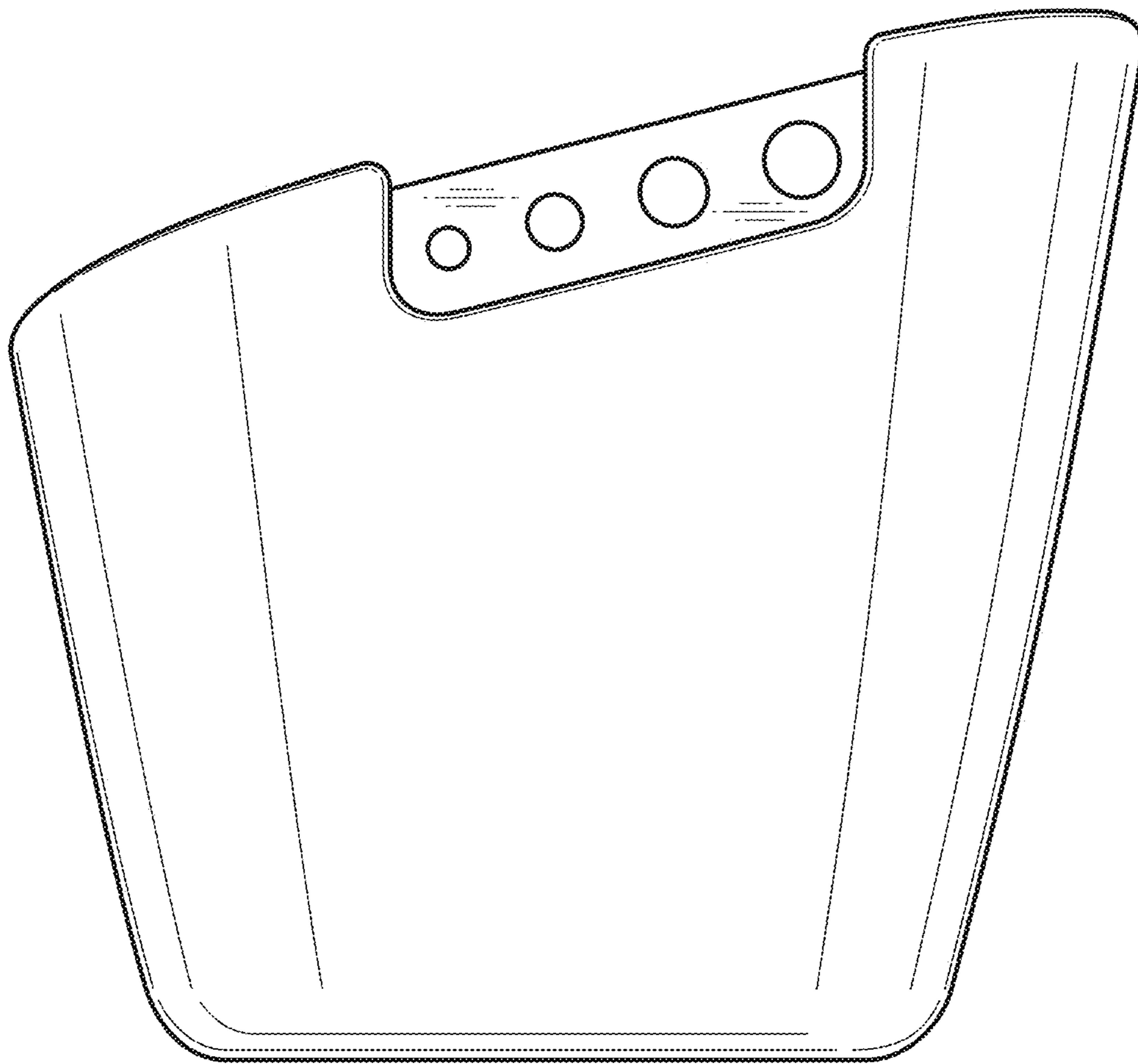


FIG. 4

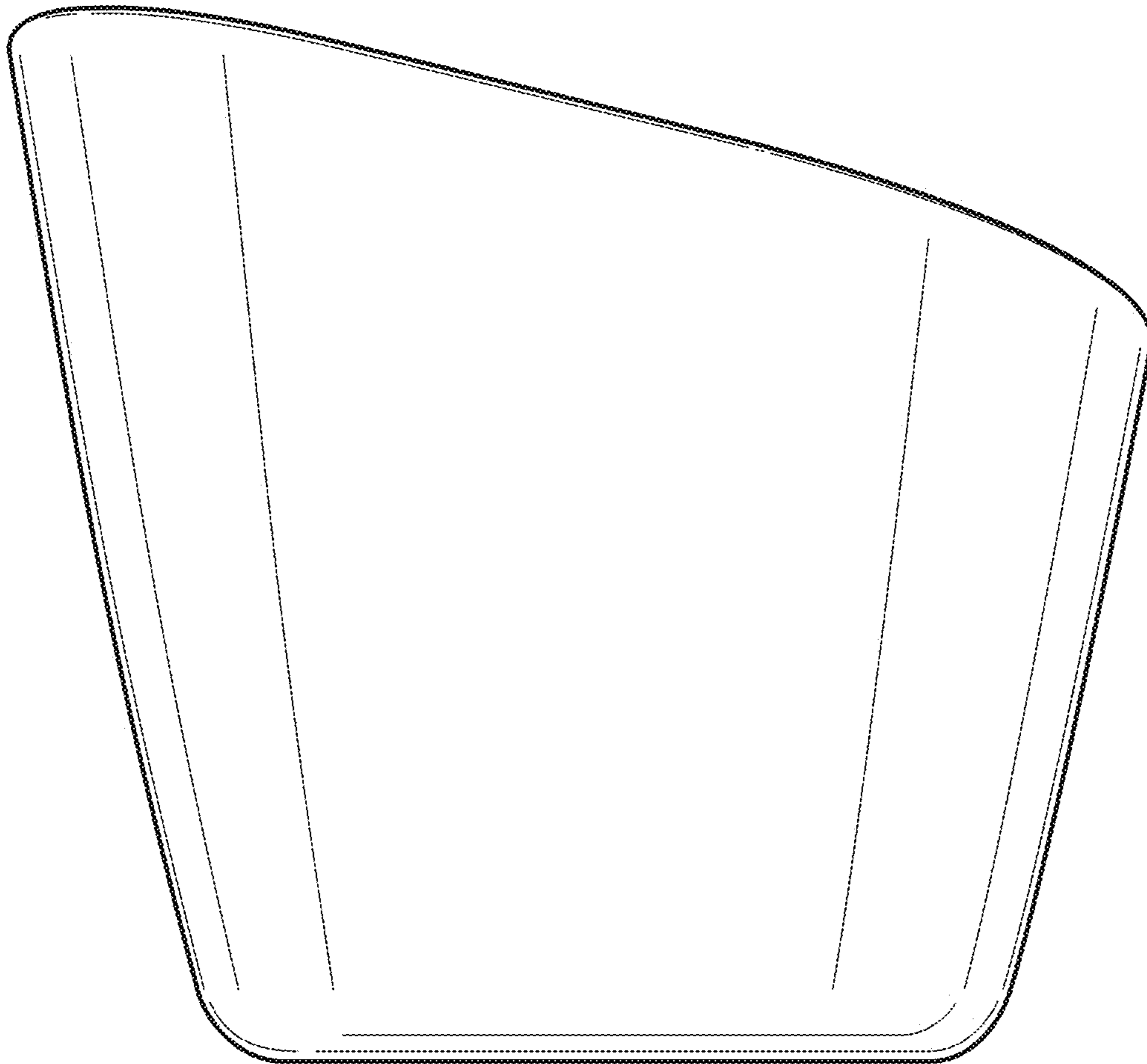


FIG. 5

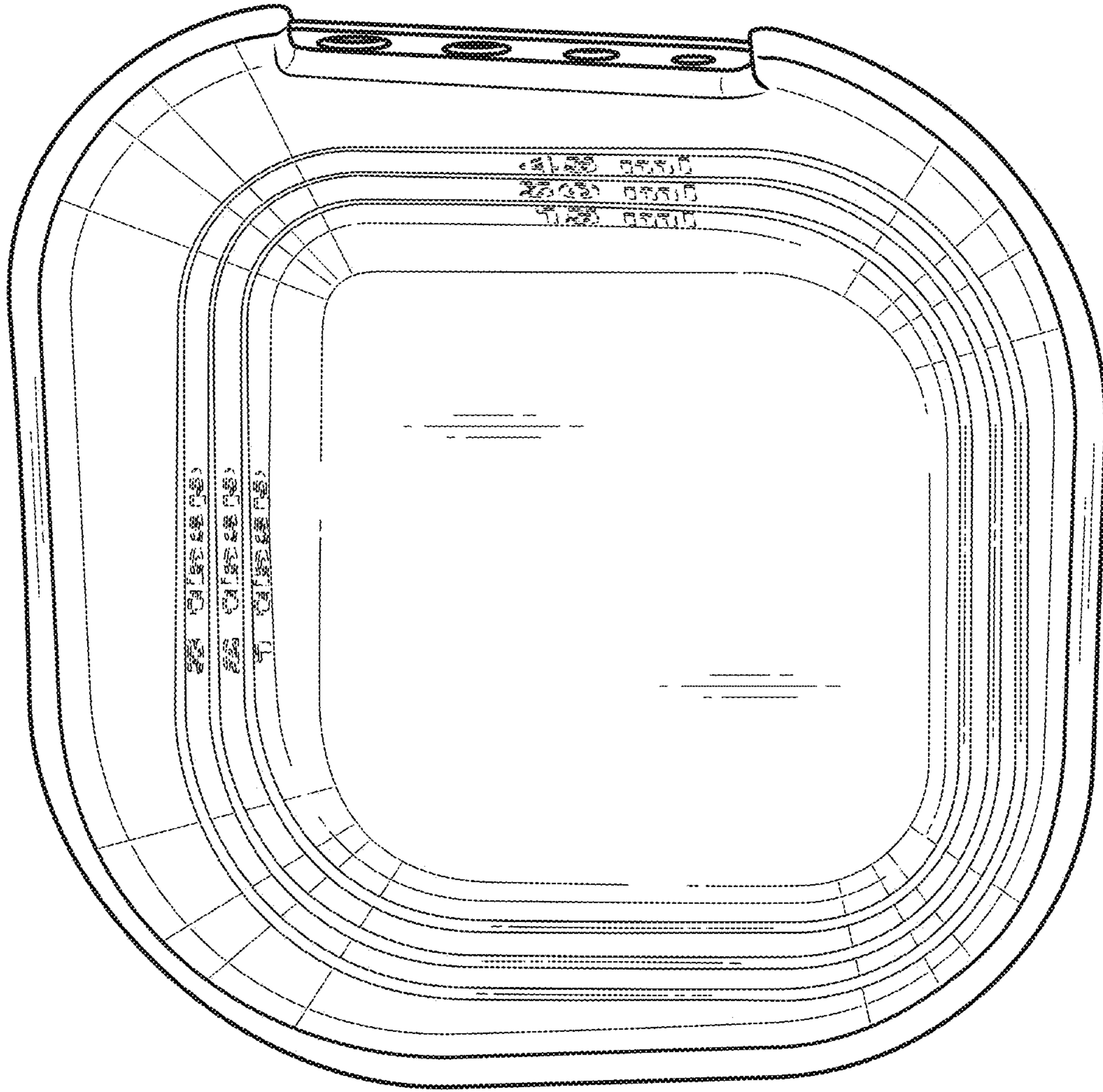


FIG. 6

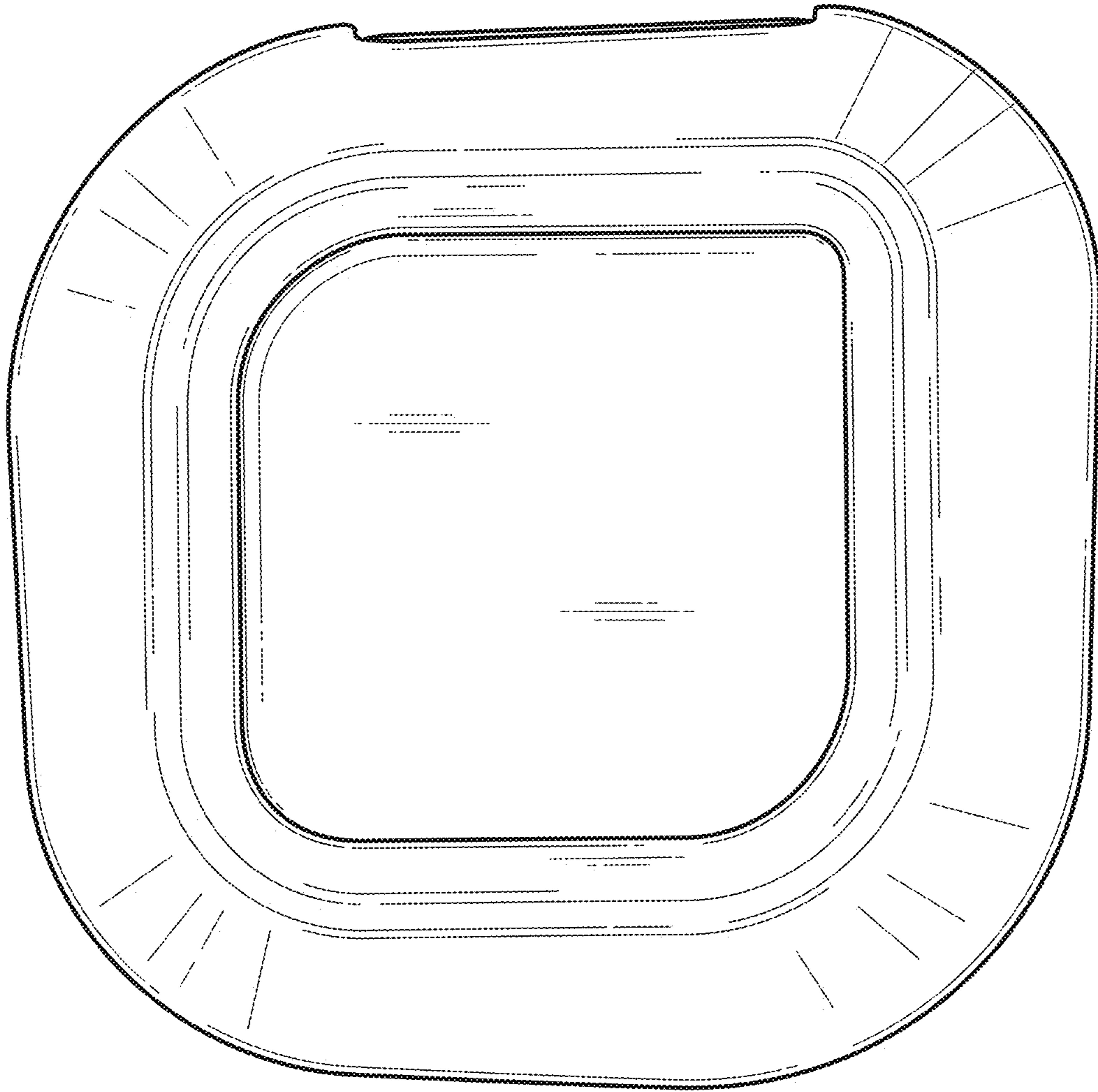


FIG. 7