



US00D941598S

(12) **United States Design Patent** (10) **Patent No.:** **US D941,598 S**  
**Oliva et al.** (45) **Date of Patent:** **\*\* Jan. 25, 2022**

(54) **MODULAR SPA CHAIR**

FOREIGN PATENT DOCUMENTS

(71) Applicant: **DashBar, Inc.**, Davie, FL (US)

CN 303164551 \* 11/2014

(72) Inventors: **Carla Oliva**, Davie, FL (US); **Lucas Leibman**, New York, NY (US)

OTHER PUBLICATIONS

(73) Assignee: **DashBar, Inc.**, Davie, FL (US)

Instant Beauty Key Biscayne Magazine [online], [site visited Jun. 17, 2021]. Available from internet, URL: <http://keybiscaynemag.com/instant-beauty/> (Year: 2020).\*

(\*\*) Term: **15 Years**

(Continued)

(21) Appl. No.: **29/722,639**

*Primary Examiner* — Cynthia Ramirez

(22) Filed: **Jan. 31, 2020**

*Assistant Examiner* — Xavier Marti-Santos

(51) **LOC (13) Cl.** ..... **06-01**

(74) *Attorney, Agent, or Firm* — Lerner, David, Littenberg, Krumholz & Mentlik, LLP

(52) **U.S. Cl.**

USPC ..... **D6/336**

(58) **Field of Classification Search**

USPC ..... D6/334, 335, 336, 353, 360, 365, 374, D6/375, 708, 708.18, 716, 7, 16.1–716.8; D23/276–278; D24/201–205, 213; D28/56, 61

(57) **CLAIM**

CPC .... A47C 1/00; A47C 1/02; A47C 1/04; A47C 17/02; A47C 17/04; A47C 17/045; A47C 17/13; A47C 17/132; A47C 17/134; A47C 17/161; A47C 17/162; A47C 17/163; A47C 17/17; A47C 17/16; A47C 17/18; A47C 17/20; A47C 17/86; A47K 3/022; A47K 3/062; A61H 35/006; A61H 2035/004

The ornamental design for a modular spa chair, as shown and described.

See application file for complete search history.

**DESCRIPTION**

This application is related to application Ser. No. 29/722,624, application Ser. No. 29/722,632, and application Ser. No. 29/722,656, all of which are concurrently filed herewith and entitled Modular Spa Chair, and the disclosures all of which are incorporated herein by reference.

(56) **References Cited**

U.S. PATENT DOCUMENTS

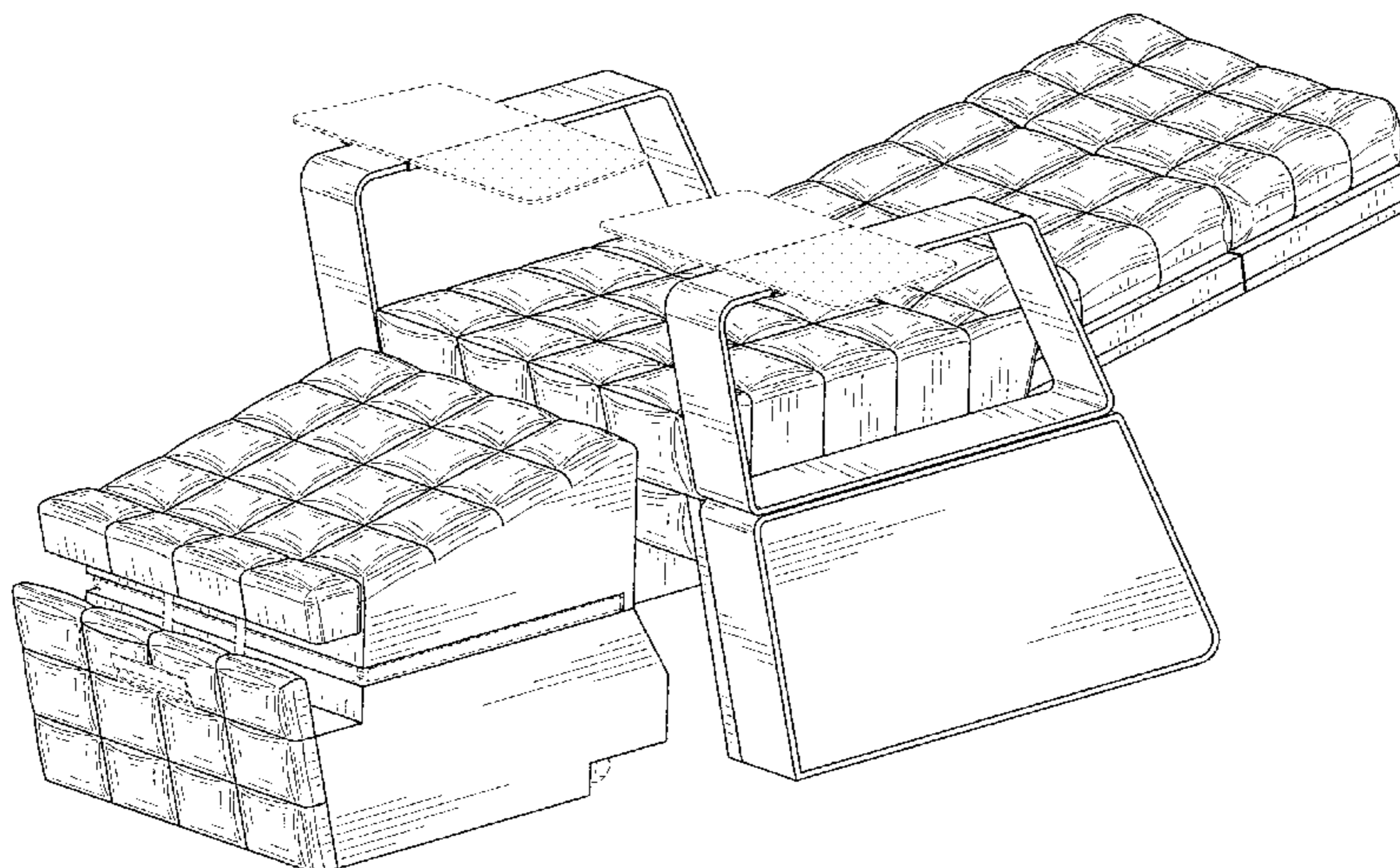
D227,954 S	*	7/1973	Gill	.....	D6/336
D231,878 S	*	6/1974	Kellum	.....	D6/334
D340,142 S	*	10/1993	Totoro	.....	D6/367
D361,674 S	*	8/1995	Carter, Sr.	.....	D6/335
D432,804 S	*	10/2000	Mizelle	.....	D6/360
D641,178 S	*	7/2011	Drilling	.....	D6/334
D659,413 S	*	5/2012	Arko	.....	D6/334
D721,527 S	*	1/2015	Petrucelli	.....	D6/708.18
D740,575 S	*	10/2015	Scott	.....	D6/334
D741,071 S	*	10/2015	Fernandez	.....	D6/335

FIG. 1 is a front perspective view of a modular spa chair according to our new design; FIG. 2 is a front elevation view thereof; FIG. 3 is a rear elevation view thereof; FIG. 4 is a right side elevation view thereof; FIG. 5 is a left side elevation view thereof; FIG. 6 is a top plan view thereof; and, FIG. 7 is a rear perspective view thereof.

The broken lines shown in the drawings are for the purpose of illustrating portions of the modular spa chair, which form no part of the claimed design.

(Continued)

**1 Claim, 6 Drawing Sheets**



(56)

**References Cited**

U.S. PATENT DOCUMENTS

D801,708 S \* 11/2017 Petruccelli ..... D6/335  
D917,185 S \* 4/2021 Reid ..... D6/334

OTHER PUBLICATIONS

TheDashBar youtube channel [online], [site visited Jun. 17, 2021].  
Available from internet, URL: <<https://www.youtube.com/watch?v=IYCJ-Hulm8M>> (Year: 2020).\*

Oliva et al., "Modular Spa Chair," Design U.S. Appl. No. 29/722,624,  
filed Jan. 31, 2020.

Oliva et al., "Modular Spa Chair," Design U.S. Appl. No. 29/722,632,  
filed Jan. 31, 2020.

Oliva et al., "Modular Spa Chair," Design U.S. Appl. No. 29/722,656,  
filed Jan. 31, 2020.

\* cited by examiner

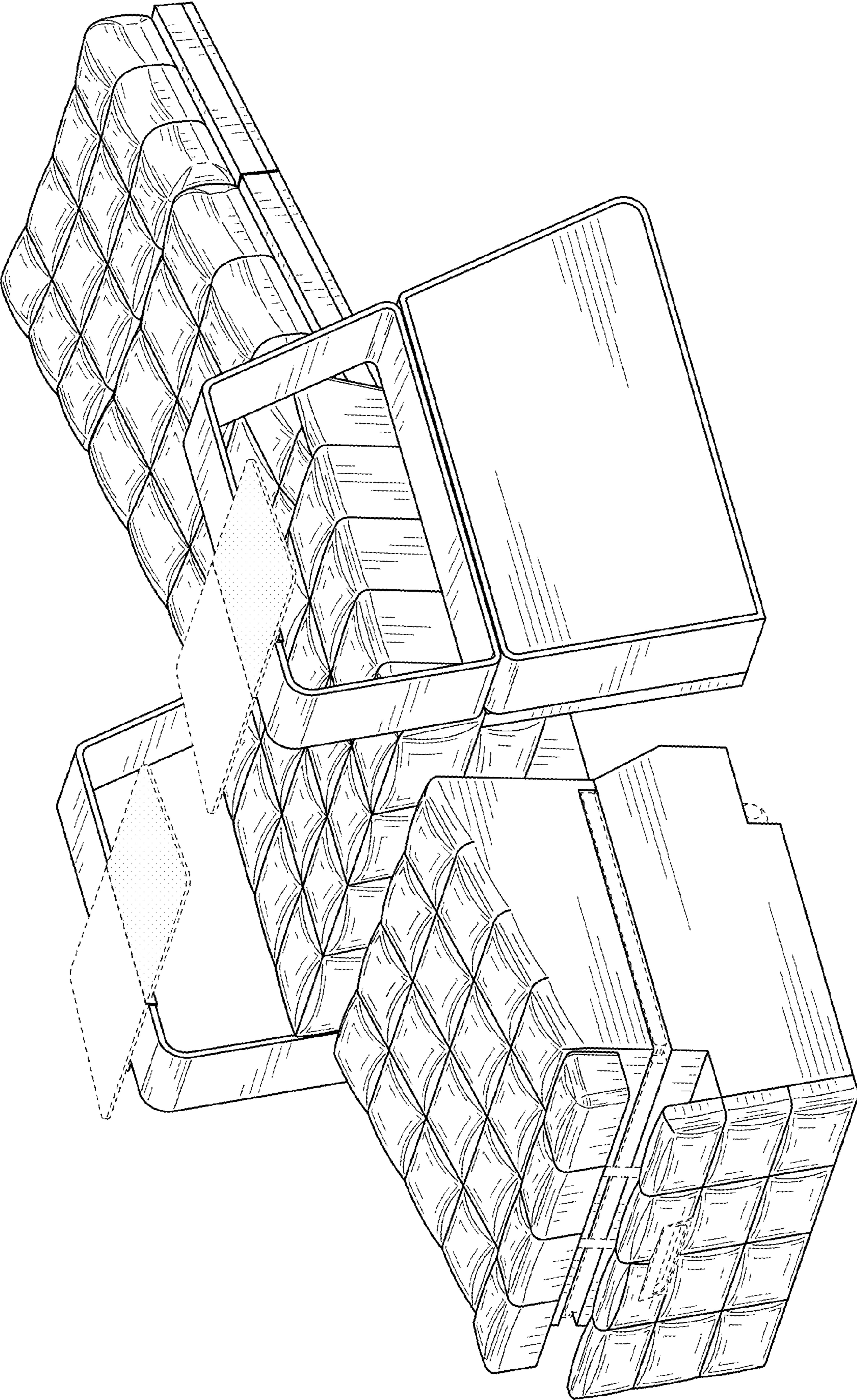


FIG. 1

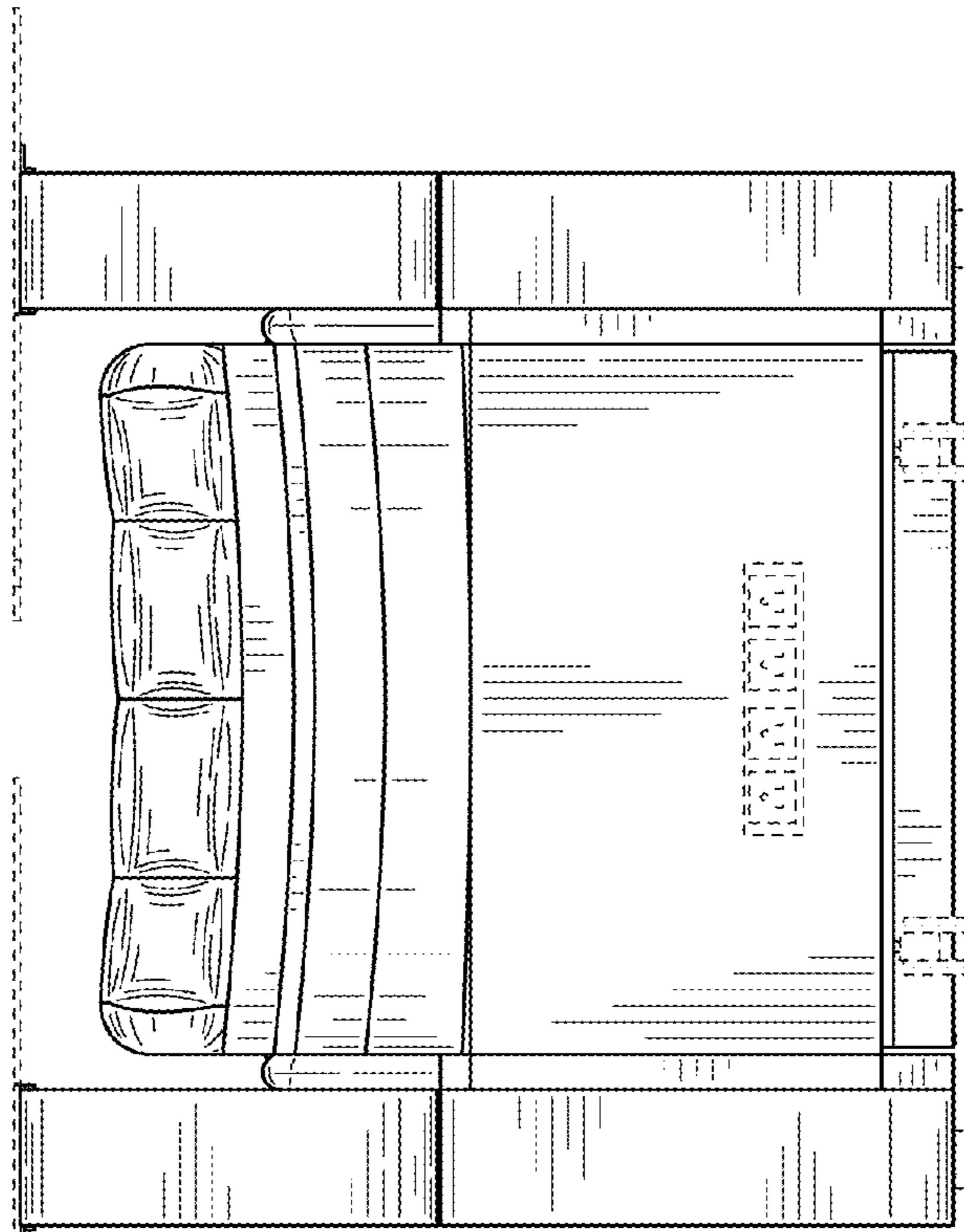


FIG. 3

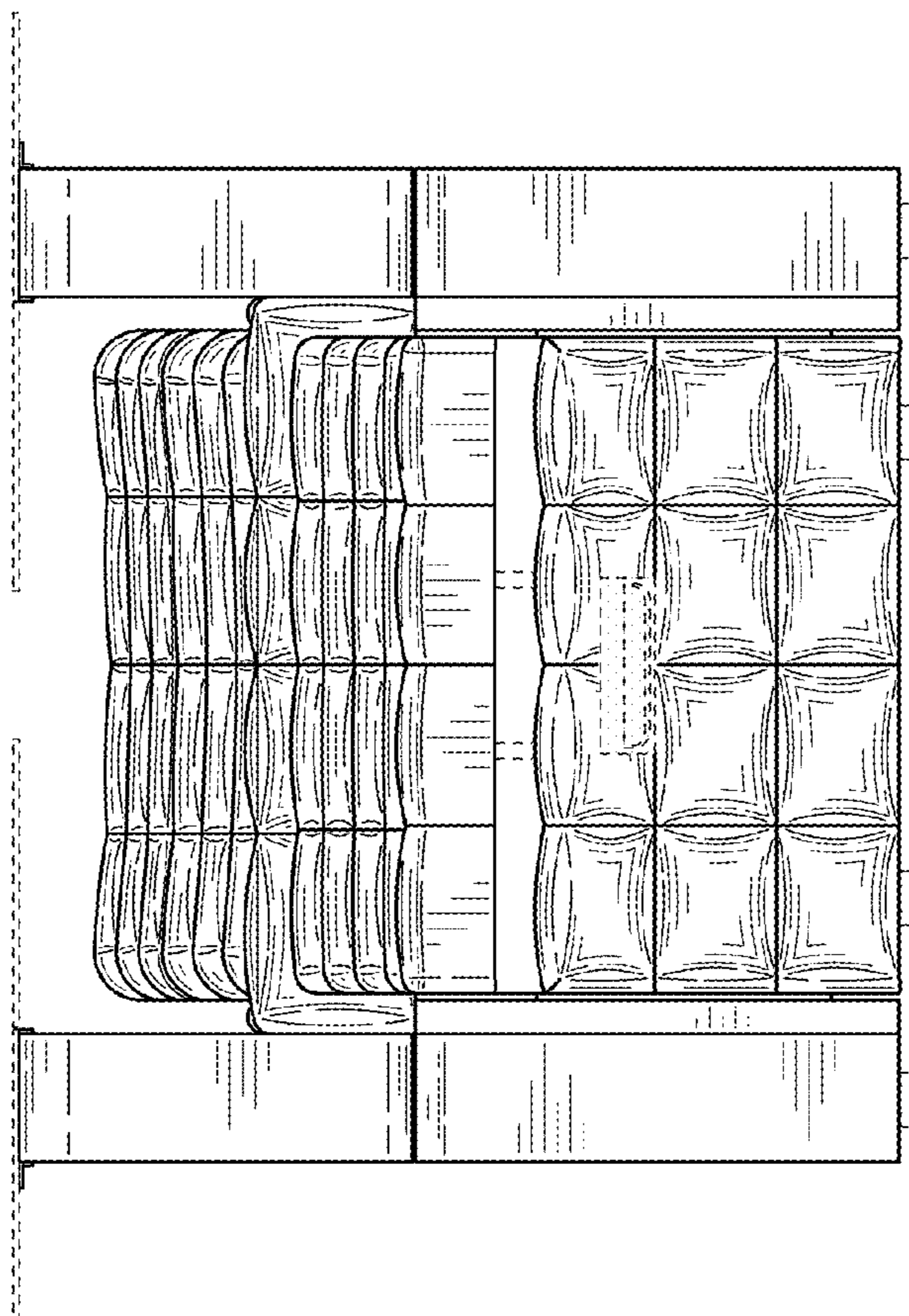


FIG. 2

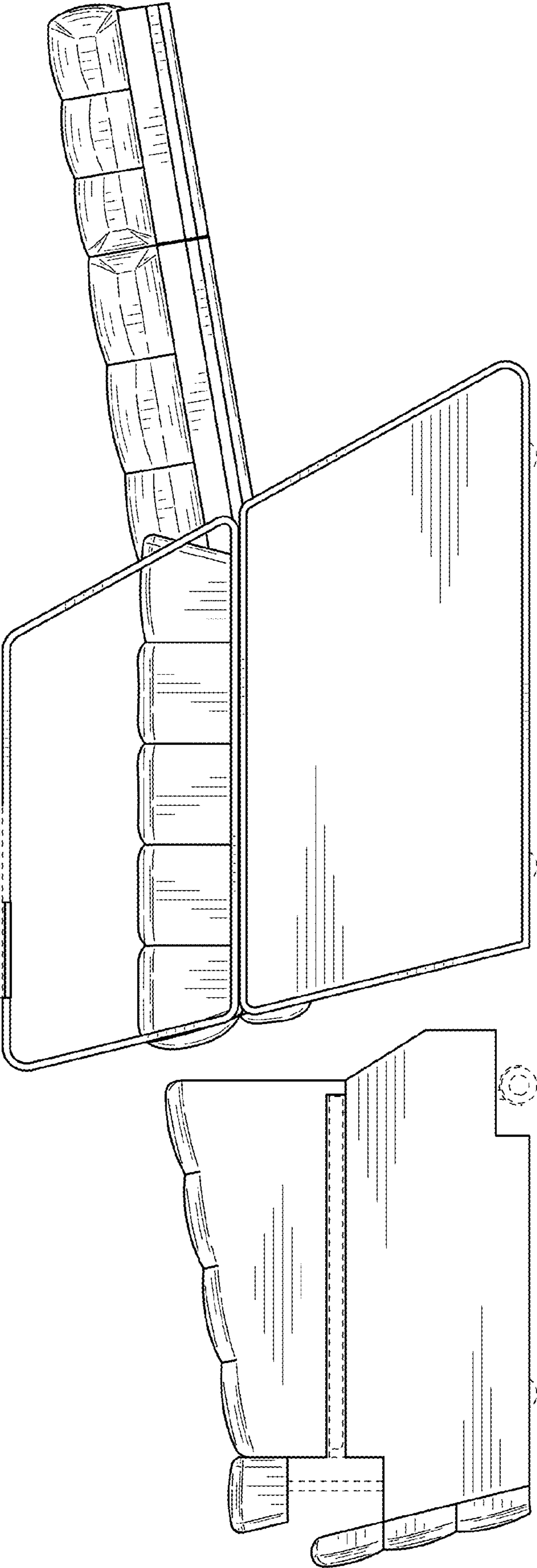


FIG. 4

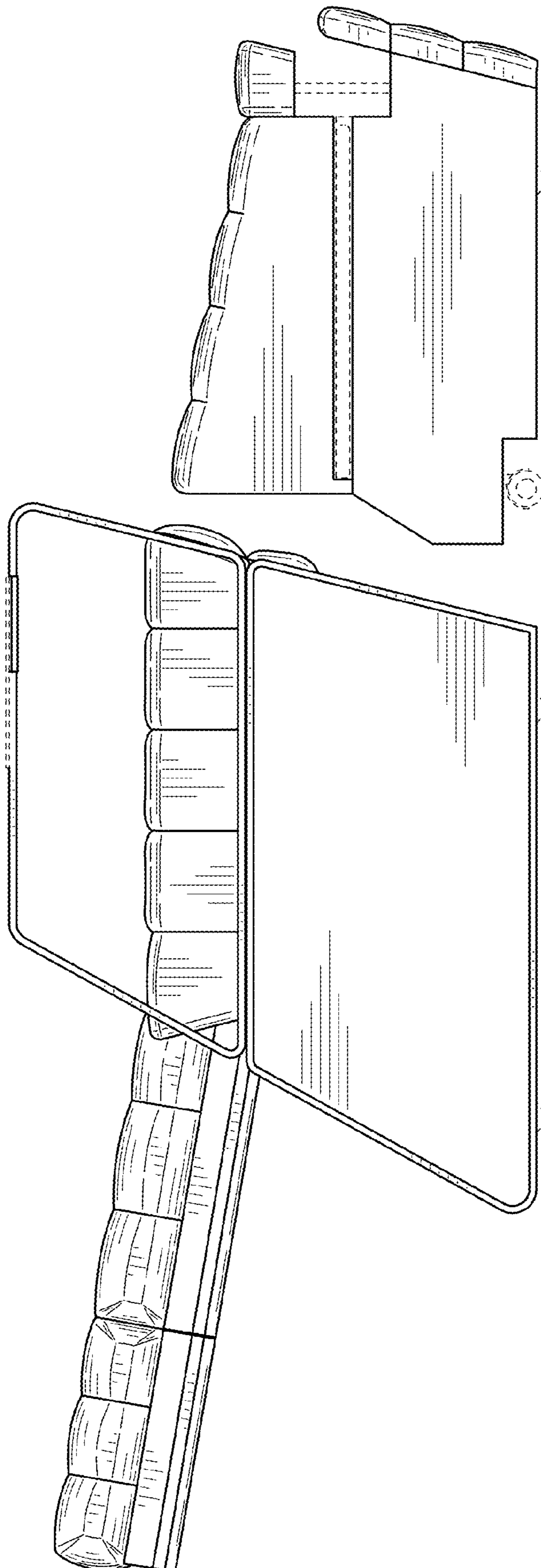


FIG. 5

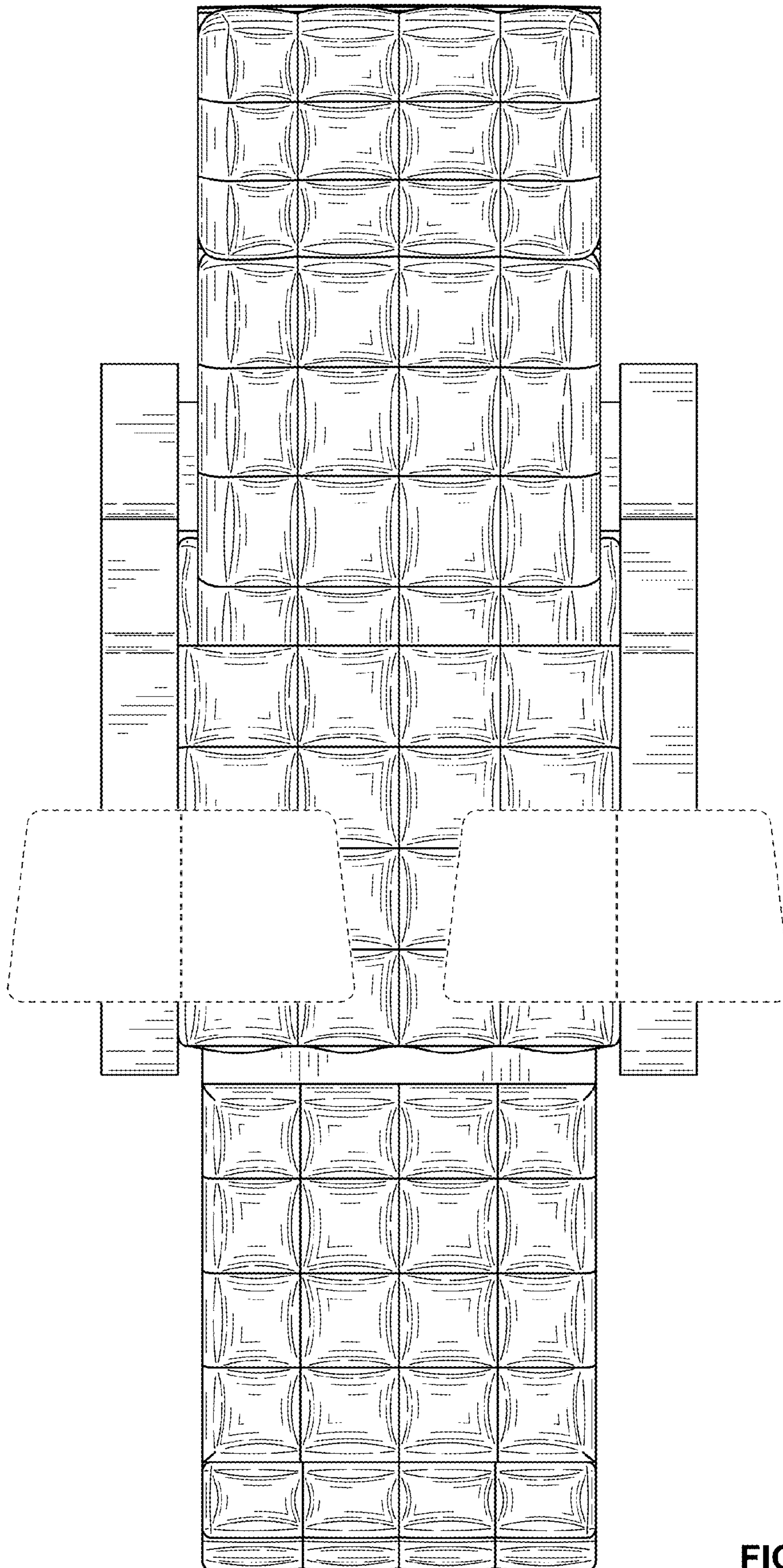


FIG. 6

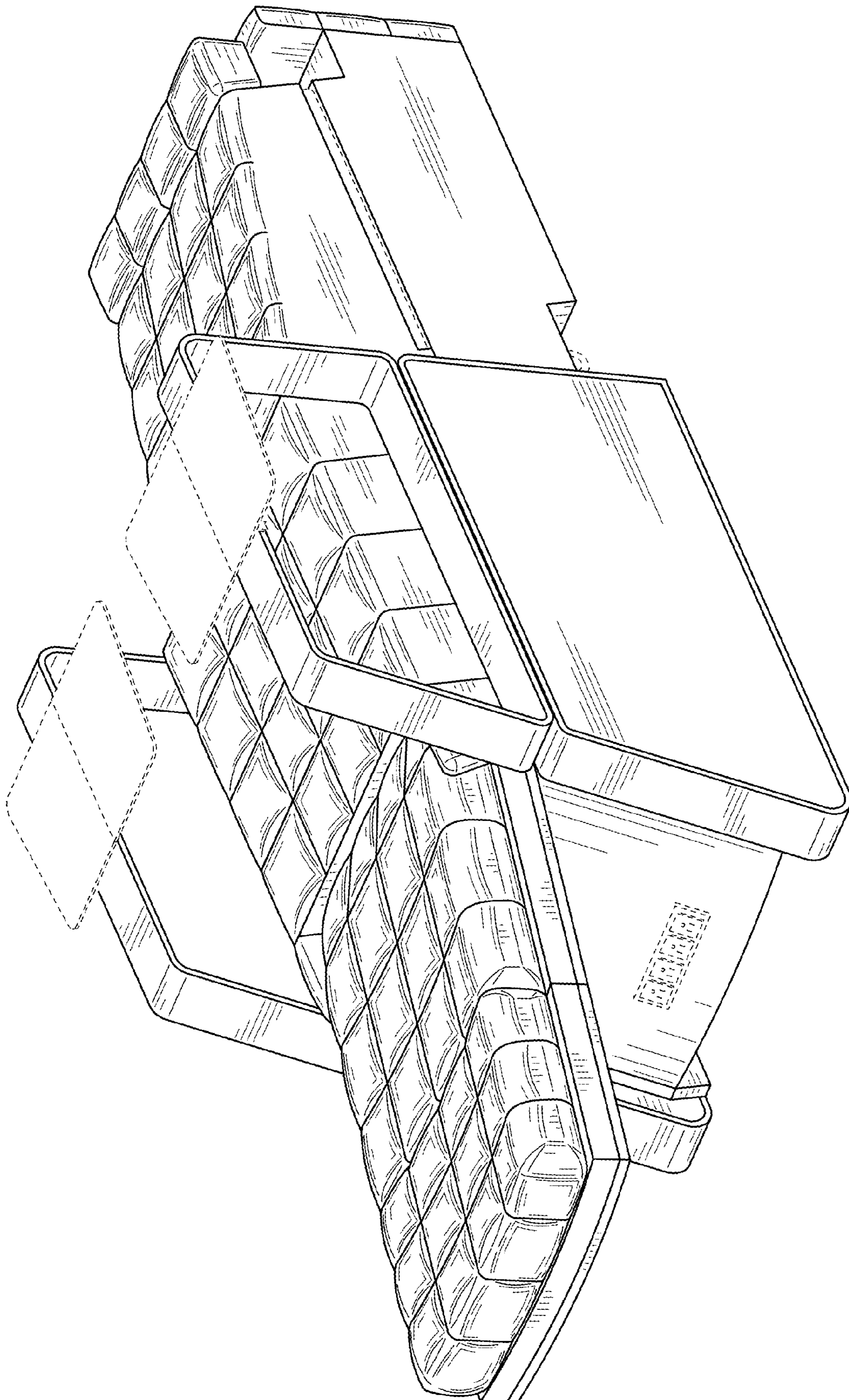


FIG. 7