



US00D941594S

(12) **United States Design Patent**  
**Vilcovsky**

(10) **Patent No.:** **US D941,594 S**  
(45) **Date of Patent:** **\*\* Jan. 25, 2022**

- (54) **WALL-MOUNTED DIGITAL MIRROR**
- (71) Applicant: **EyesMatch Ltd.**, Tortola (VG)
- (72) Inventor: **Nissi Vilcovsky**, Tokyo (JP)
- (73) Assignee: **EYESMATCH LTD.**, Tortola (VG)
- (\*\*) Term: **15 Years**
- (21) Appl. No.: **29/678,192**
- (22) Filed: **Jan. 25, 2019**
- (51) **LOC (13) Cl.** ..... **06-07**
- (52) **U.S. Cl.**  
USPC ..... **D6/300**
- (58) **Field of Classification Search**  
USPC ..... D6/300-314; D14/307, 336, 374, 375,  
D14/126  
CPC ..... A47G 1/00; A47G 2001/002  
See application file for complete search history.

D634,320 S *	3/2011	Bliven	.....	D14/371
D637,985 S *	5/2011	Andresen	.....	D14/129
D696,314 S *	12/2013	Makida	.....	D15/122
D697,097 S *	1/2014	Makida	.....	D15/122
8,970,569 B2 *	3/2015	Vilcovsky	.....	G06Q 30/00 345/204
D753,754 S *	4/2016	Vilcovsky	.....	D16/221
D759,617 S *	6/2016	Soares	.....	D14/126
D783,596 S *	4/2017	Payne	.....	D14/307
D840,960 S *	2/2019	Bishop	.....	D14/126
10,318,145 B2 *	6/2019	Broxson	.....	G06F 3/0412
D877,104 S *	3/2020	Khan	.....	D14/126
D909,077 S *	2/2021	Zadro	.....	D6/300

\* cited by examiner

*Primary Examiner* — Deanna L Pratt

(74) *Attorney, Agent, or Firm* — Womble Bond Dickinson (US) LLP; Joseph Bach, Esq.

(57) **CLAIM**

The ornamental design for a wall-mounted digital mirror, as shown.

(56) **References Cited**


U.S. PATENT DOCUMENTS

D437,693 S *	2/2001	Harwanko	.....	D6/300
D479,742 S *	9/2003	Hollingsworth	.....	D23/366
D559,577 S *	1/2008	Quinn	.....	D6/300
D571,560 S *	6/2008	Liu	.....	D14/126
D584,063 S *	1/2009	Mirza	.....	D6/308
D594,665 S *	6/2009	Millilo	.....	D6/300
D597,320 S *	8/2009	Caine	.....	D6/308
D597,321 S *	8/2009	Frankel	.....	D6/310
D602,488 S *	10/2009	Jiang	.....	D14/341
D634,131 S *	3/2011	Utsunomiya	.....	D6/308

**DESCRIPTION**

FIG. 1 is a front perspective view of a wall-mounted digital mirror, showing my new design;  
FIG. 2 is a front view thereof;  
FIG. 3 is a back view thereof;  
FIG. 4 is a right side view (left side is mirror image) thereof;  
FIG. 5 is a top view thereof; and,  
FIG. 6 is a bottom view thereof.

**1 Claim, 3 Drawing Sheets**






FIG. 1

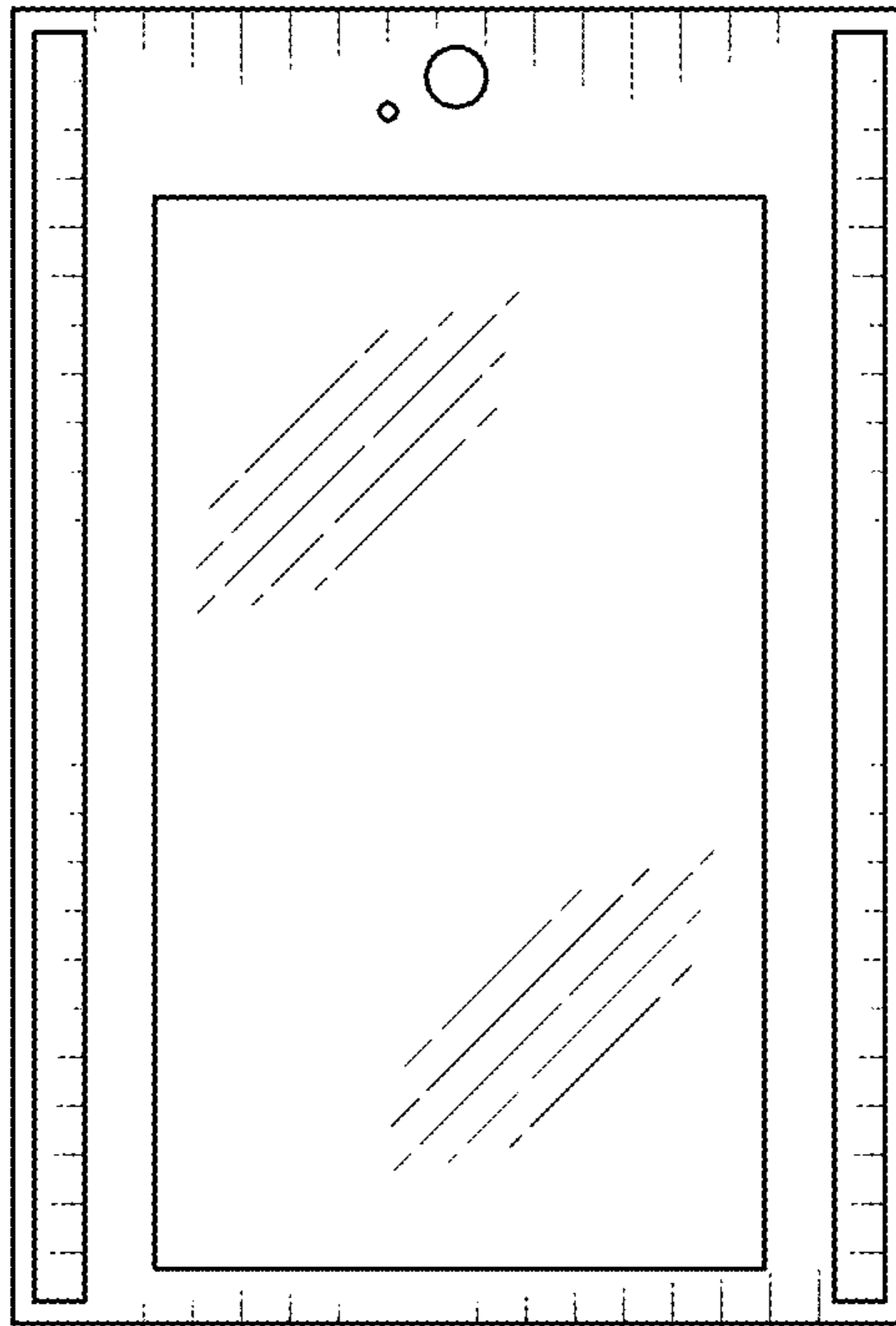


FIG. 2

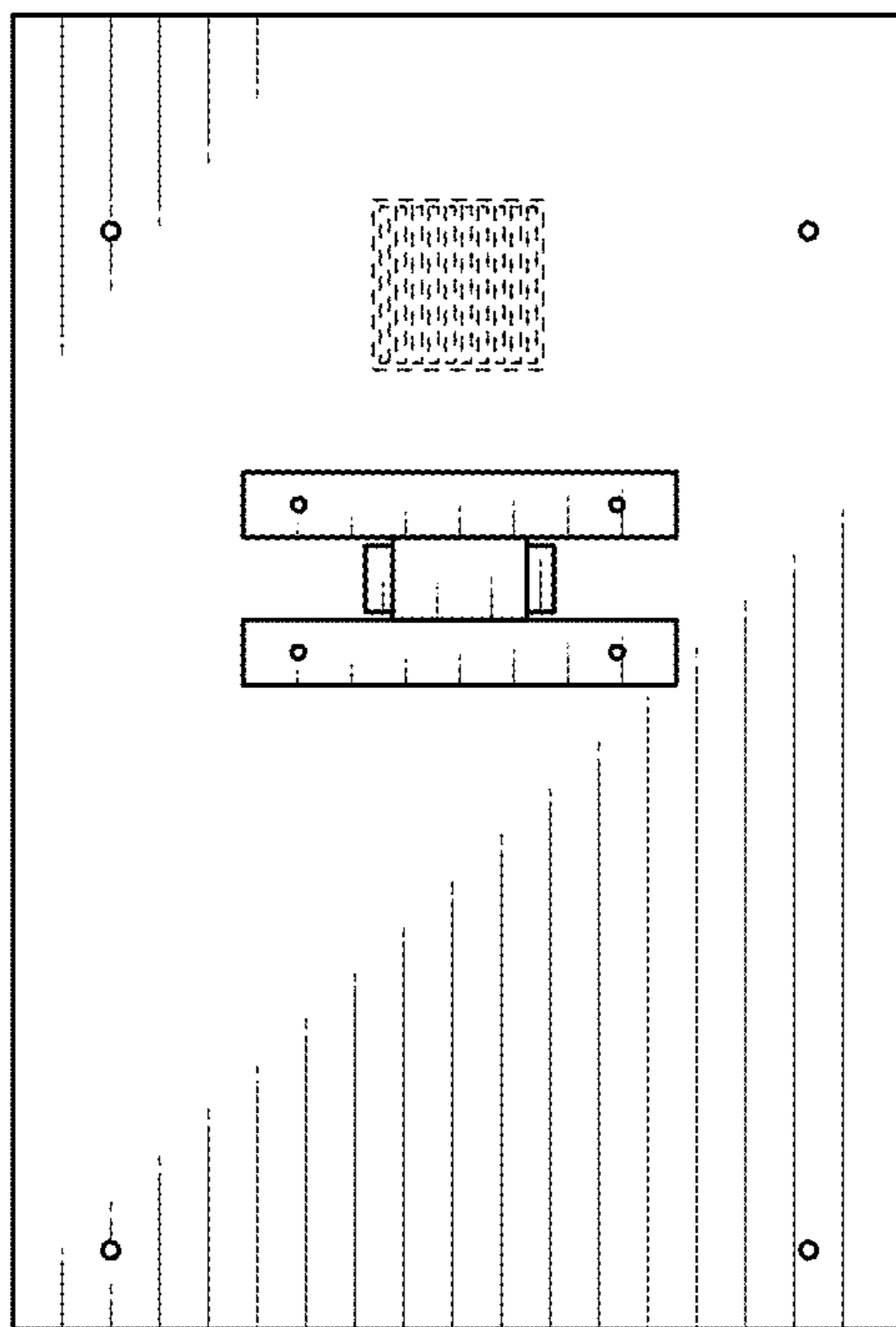


FIG. 3

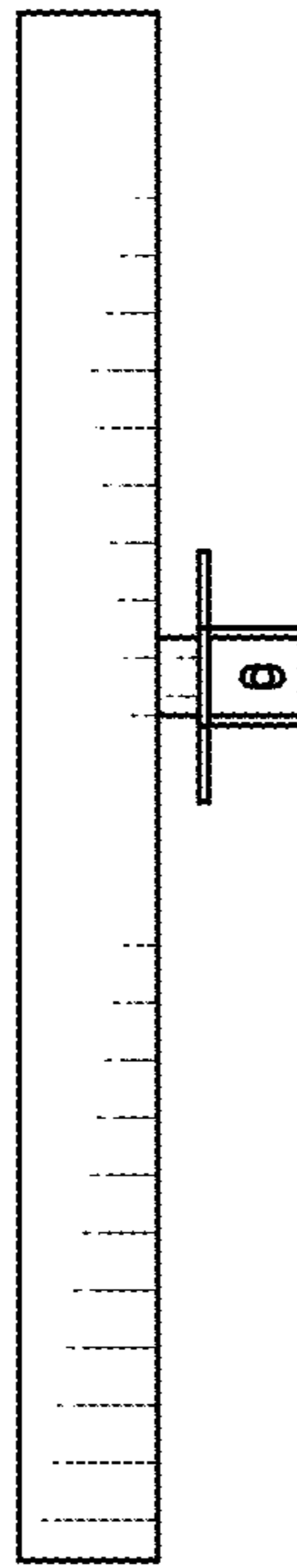


FIG. 4

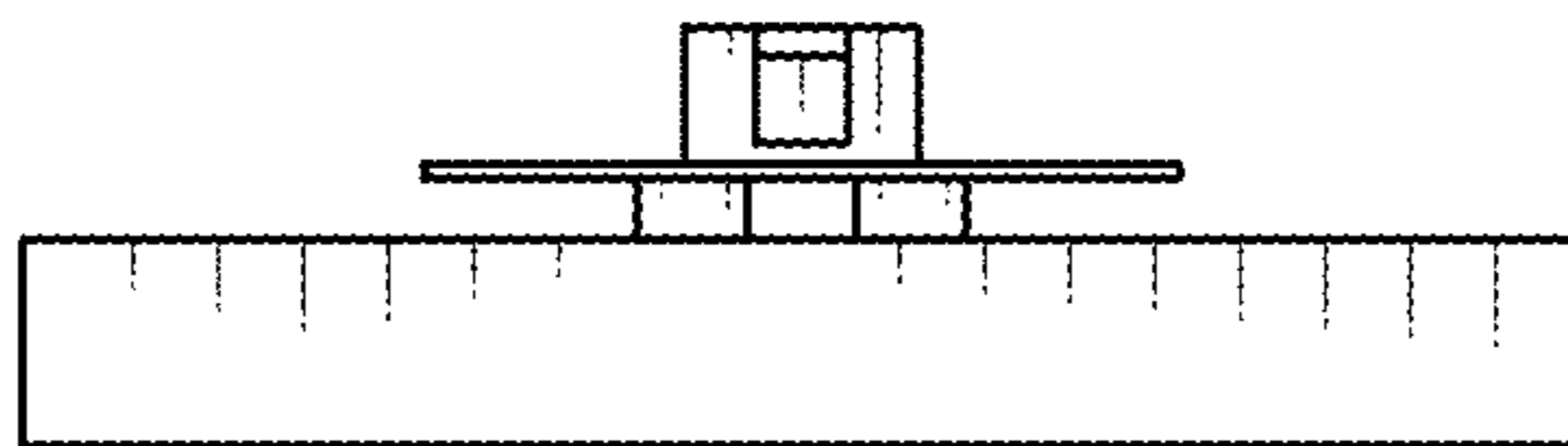


FIG. 5

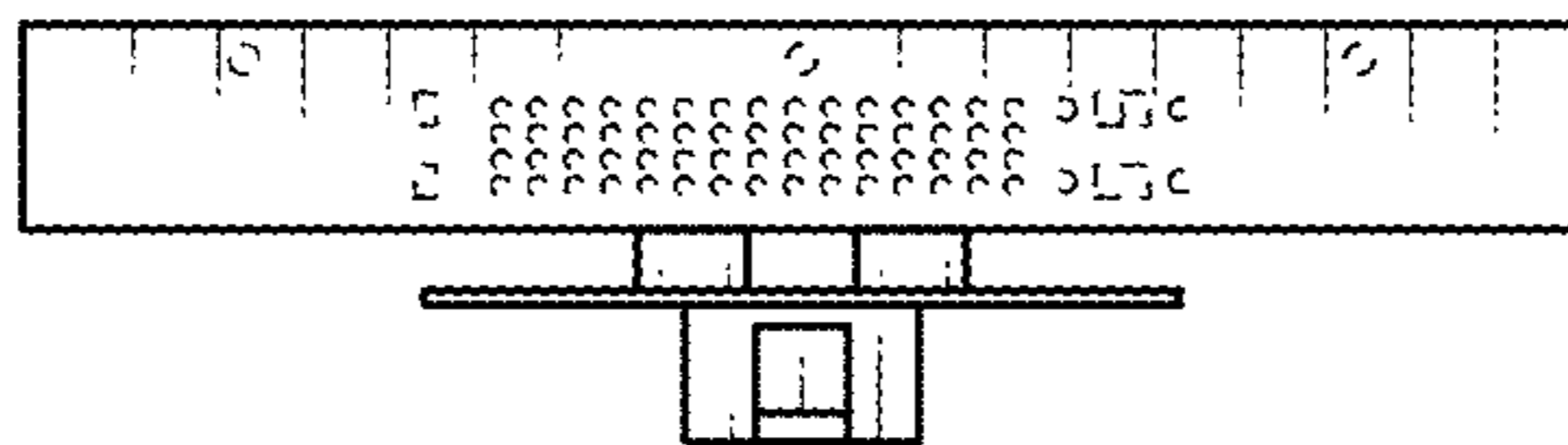


FIG. 6