

US00D941593S

(12) **United States Design Patent**
Morris et al.

(10) **Patent No.:** **US D941,593 S**
(45) **Date of Patent:** **** Jan. 25, 2022**

(54) **FABRIC WITH PATTERN**

(71) Applicant: **LULULEMON ATHLETICA CANADA INC.**, Vancouver (CA)

(72) Inventors: **Stephen Morris**, Vancouver (CA);
Jessica Lee Croll, Vancouver (CA)

(73) Assignee: **LULULEMON ATHLETICA CANADA INC.**, Vancouver (CA)

(**) Term: **15 Years**

(21) Appl. No.: **29/723,613**

(22) Filed: **Feb. 7, 2020**

(51) **LOC (13) Cl.** **05-05**

(52) **U.S. Cl.**
USPC **D5/53**

(58) **Field of Classification Search**
USPC D5/1, 2, 7, 8, 32, 37, 43, 53, 54, 55, 56,
D5/57, 59, 61, 62, 99; D19/1, 5;
D25/138, 150, 151, 156; D32/40
CPC B44F 3/00; B44F 7/00; D03D 3/00; D03D
9/00; D06N 7/00; D21H 5/02; D21H
27/02; D02G 3/22
See application file for complete search history.

D783,964 S * 4/2017 Kanata D2/957
D833,158 S * 11/2018 Araujo H05B 3/36
D5/61
D835,303 S * 12/2018 Li D25/158
D838,453 S * 1/2019 Hernandez D2/957
D849,418 S * 5/2019 Araujo D5/53
D911,038 S * 2/2021 Sajic B24B 7/22
D5/2
2020/0260532 A1 * 8/2020 Sajic H05B 3/36
* cited by examiner

Primary Examiner — Karen S Acker
(74) *Attorney, Agent, or Firm* — Conneely PC; Joseph Conneely

(57) **CLAIM**

The ornamental design for a fabric with pattern, as shown and described.

DESCRIPTION


FIG. 1 is a top plan view of a first embodiment of a fabric with pattern;
FIG. 2 is an enlarged detail view in perspective of area 2 circumscribed within FIG. 1;
FIG. 3 is a top plan view of the fabric with pattern of FIG. 1 shown in a position of use stretched over a volume;
FIG. 4 is a top plan view of a second embodiment of a fabric with pattern;
FIG. 5 is an enlarged detail view in perspective of area 5 circumscribed within FIG. 4; and,
FIG. 6 is a top plan view of the fabric with pattern of FIG. 4 shown in a position of use stretched over a volume.
The dot dash dot broken line perimeters of FIGS. 1, 3, 4, and 6 depict the boundaries of the claim and form no part thereof. The evenly spaced broken lines within FIGS. 1 and 4 and surrounding FIGS. 2 and 5 denote the boundaries of the detail areas and form no part of the claimed design.

1 Claim, 6 Drawing Sheets

(56) **References Cited**

U.S. PATENT DOCUMENTS

D40,362 S * 11/1909 Sergeant D19/5
D61,166 S * 7/1922 Kres D19/5
D76,200 S * 8/1928 Neff D19/5
D182,817 S * 5/1958 Howell D5/53
D213,662 S * 3/1969 Hicks D5/58
6,214,068 B1 * 4/2001 Ferronato B24B 7/22
451/526
D454,433 S * 3/2002 Peter D5/53
D644,826 S * 9/2011 Portzline D2/959
D696,435 S * 12/2013 Lee D25/138



2

5

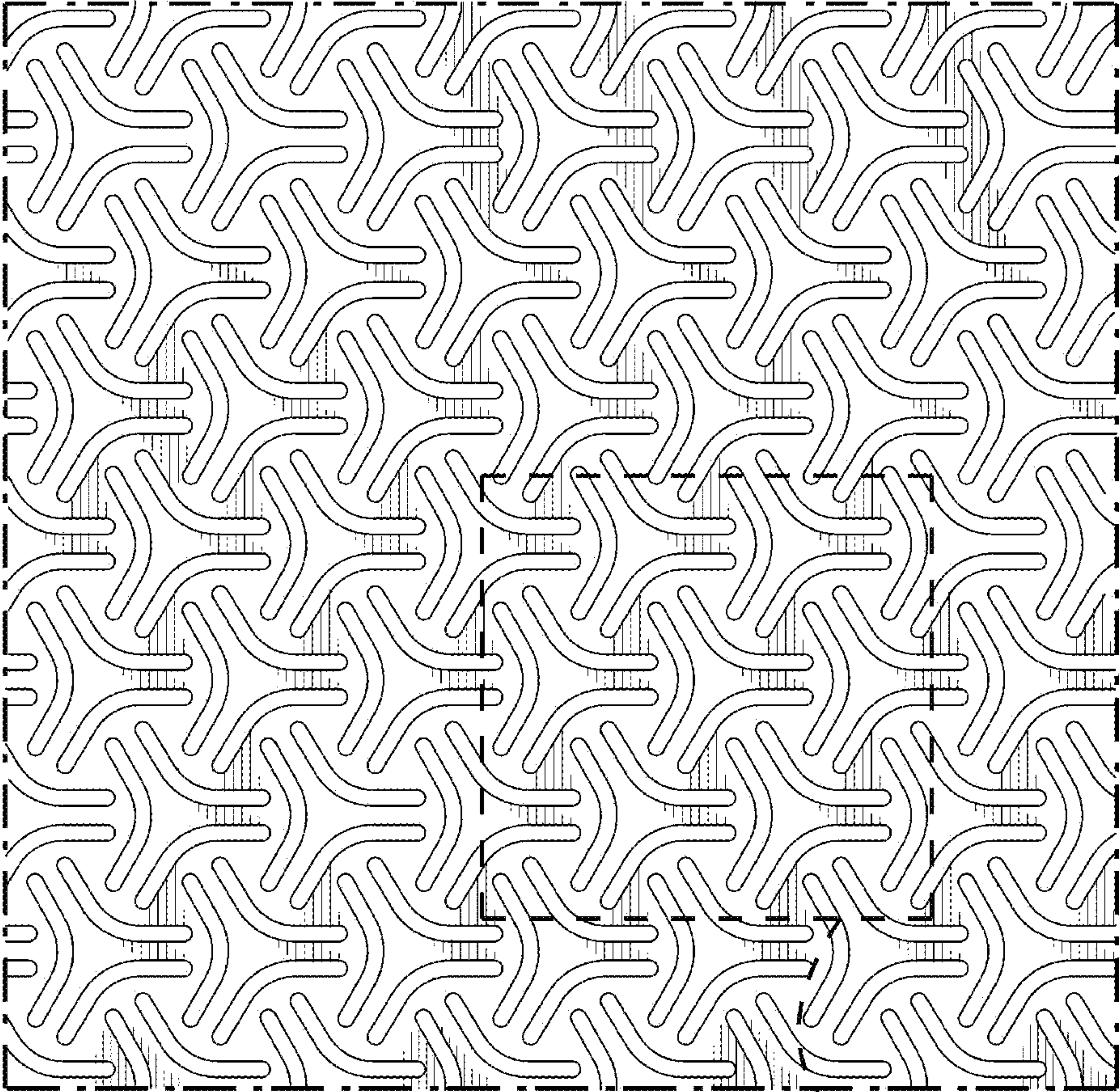


FIG. 1

2




FIG.2




FIG.3




FIG.4

5




FIG.5




FIG.6