



US00D941591S

(12) **United States Design Patent**
Russo

(10) **Patent No.:** **US D941,591 S**
(45) **Date of Patent:** **** Jan. 25, 2022**

(54) **BRUSH**
(71) Applicant: **J & D Brush Co., LLC**, Commack, NY (US)
(72) Inventor: **Melissa Russo**, Commack, NY (US)
(73) Assignee: **J & D Brush Co., LLC**, Commack, NY (US)
(**) Term: **15 Years**
(21) Appl. No.: **29/745,145**
(22) Filed: **Aug. 4, 2020**
(51) **LOC (13) Cl.** **04-02**
(52) **U.S. Cl.**
USPC **D4/128**
(58) **Field of Classification Search**
USPC D4/128, 129, 131, 136, 138, 108, 109, D4/119; D32/35, 51; 15/104.5, 104.16, 15/104.2, 104.31, 104.32, 164, 165, 206; D28/65; D7/682; 452/298, 458
CPC A46B 2200/10; A46B 2200/104; A45D 2/10; A45D 1/00; A46D 1/003; A46D 3/087
See application file for complete search history.

(56) **References Cited**
U.S. PATENT DOCUMENTS
1,957,363 A * 5/1934 Snell A46B 3/16 15/191.1
D231,506 S * 4/1974 Karabelas D4/134
D301,940 S * 7/1989 Fong D4/134

7,526,829 B2 * 5/2009 Chang A46B 17/06 132/119
8,595,885 B1 * 12/2013 Weinstein A46B 9/06 15/160
9,326,591 B2 * 5/2016 Nicoline A46B 5/00
D768,389 S * 10/2016 Rosenzweig D4/114
D796,209 S * 9/2017 Hu D4/117
D809,803 S * 2/2018 Mao D4/138
D879,476 S * 3/2020 Rennette D4/138
D905,970 S * 12/2020 Rennette D4/134
D933,972 S * 10/2021 Long D4/134
2005/0210614 A1 * 9/2005 Chang A61H 7/003 15/186

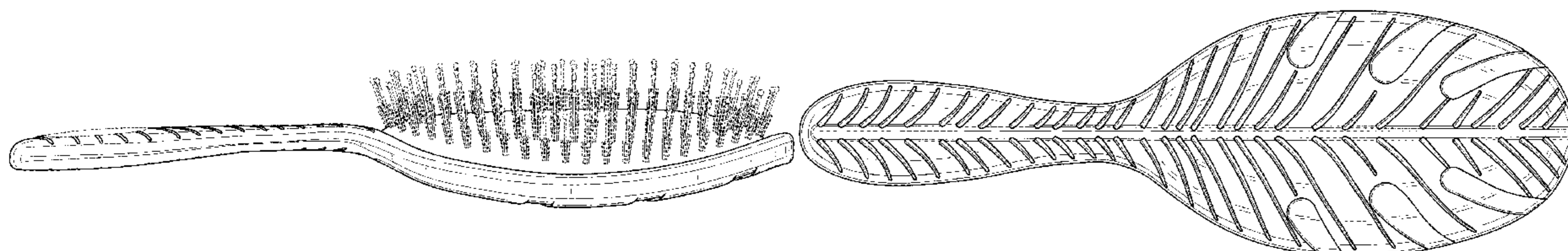
* cited by examiner

Primary Examiner — Austin Murphy
(74) *Attorney, Agent, or Firm* — Gloria Tsui-Yip, Esq.;
Gottlieb, Rackman & Reisman, P.C.

(57) **CLAIM**
The ornamental design for a brush, as shown and described.

DESCRIPTION
FIG. 1 is a perspective view of a brush of my new design;
FIG. 2 is a left side elevational view thereof;
FIG. 3 is a top plan view thereof;
FIG. 4 is a right side elevational view thereof;
FIG. 5 is a bottom plan view thereof;
FIG. 6 is a front elevational view thereof;
FIG. 7 is a rear elevational view thereof; and,
FIG. 8 is another perspective view thereof.
The broken lines in the drawings depict portions of the brush that form no part of the claimed design.

1 Claim, 5 Drawing Sheets



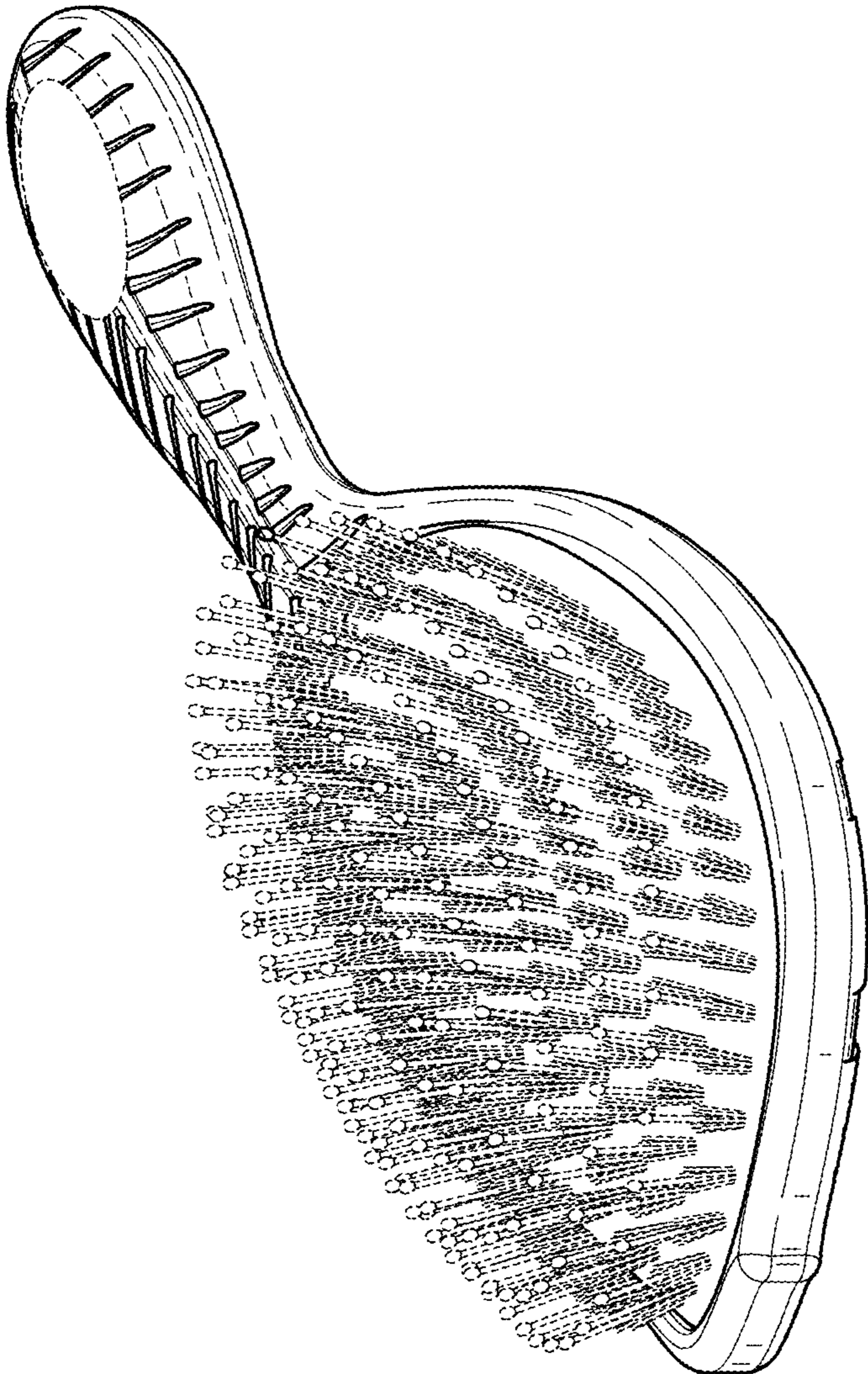


FIG.1

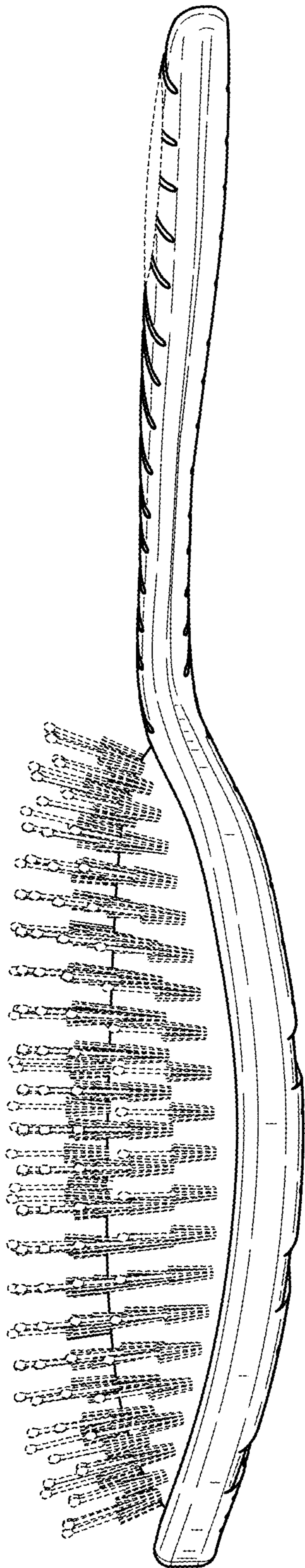


FIG. 2

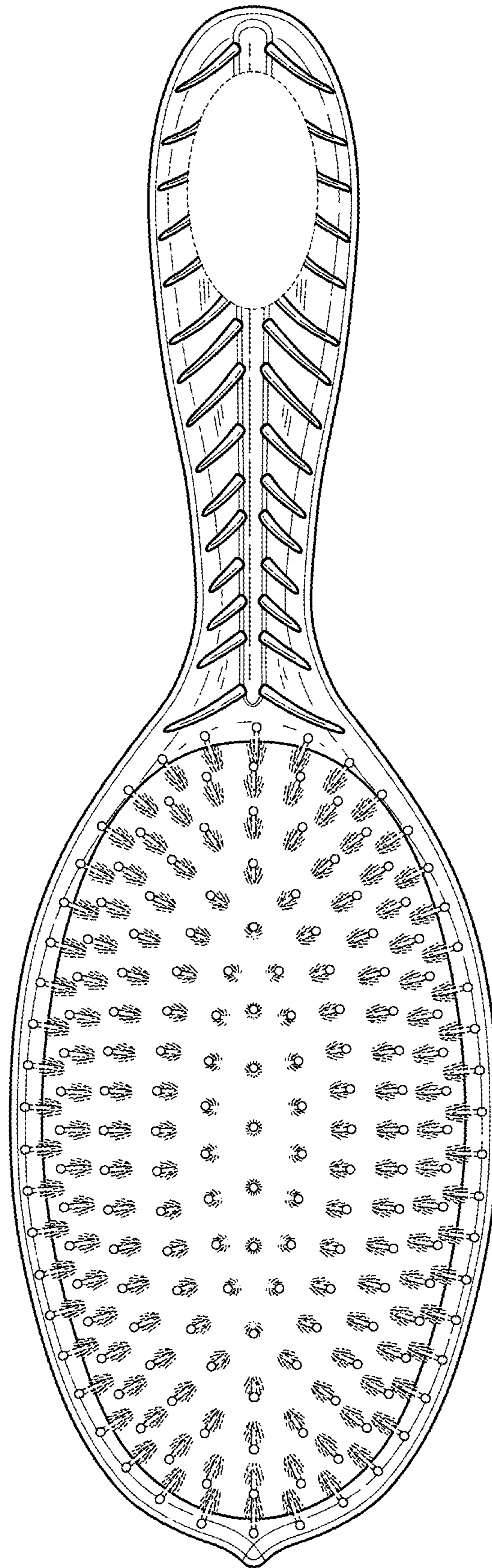


FIG. 3

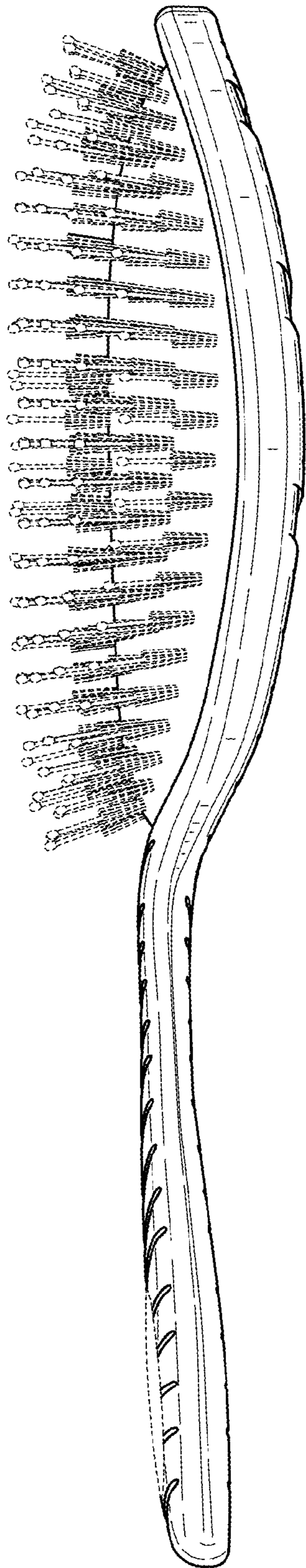


FIG. 4

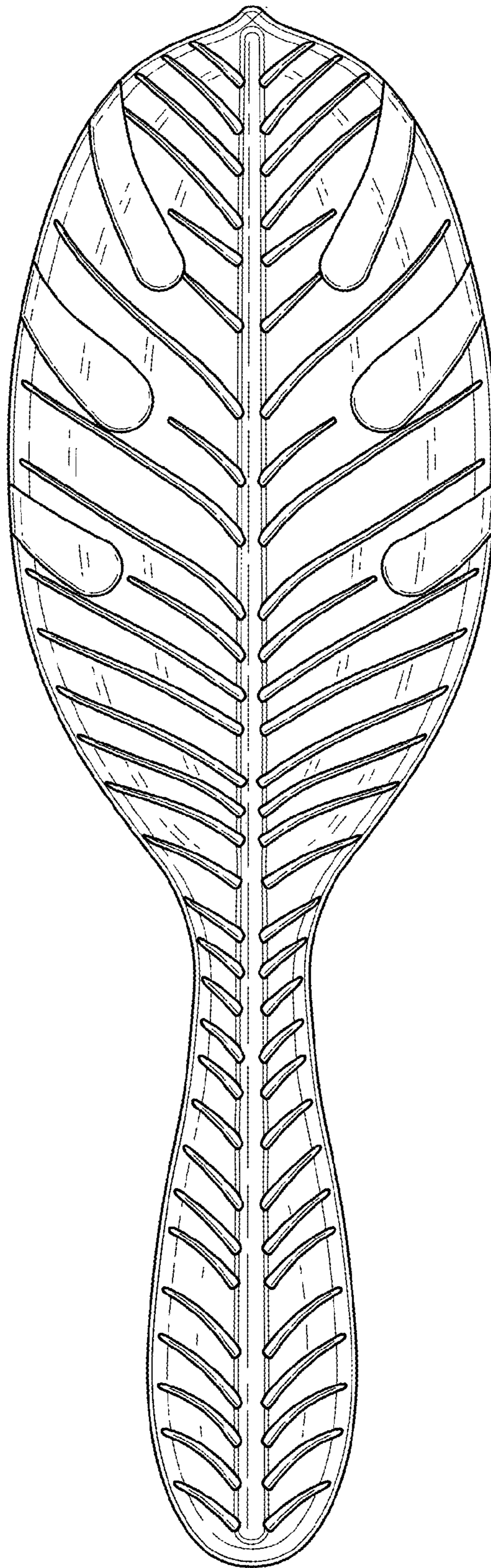


FIG. 5

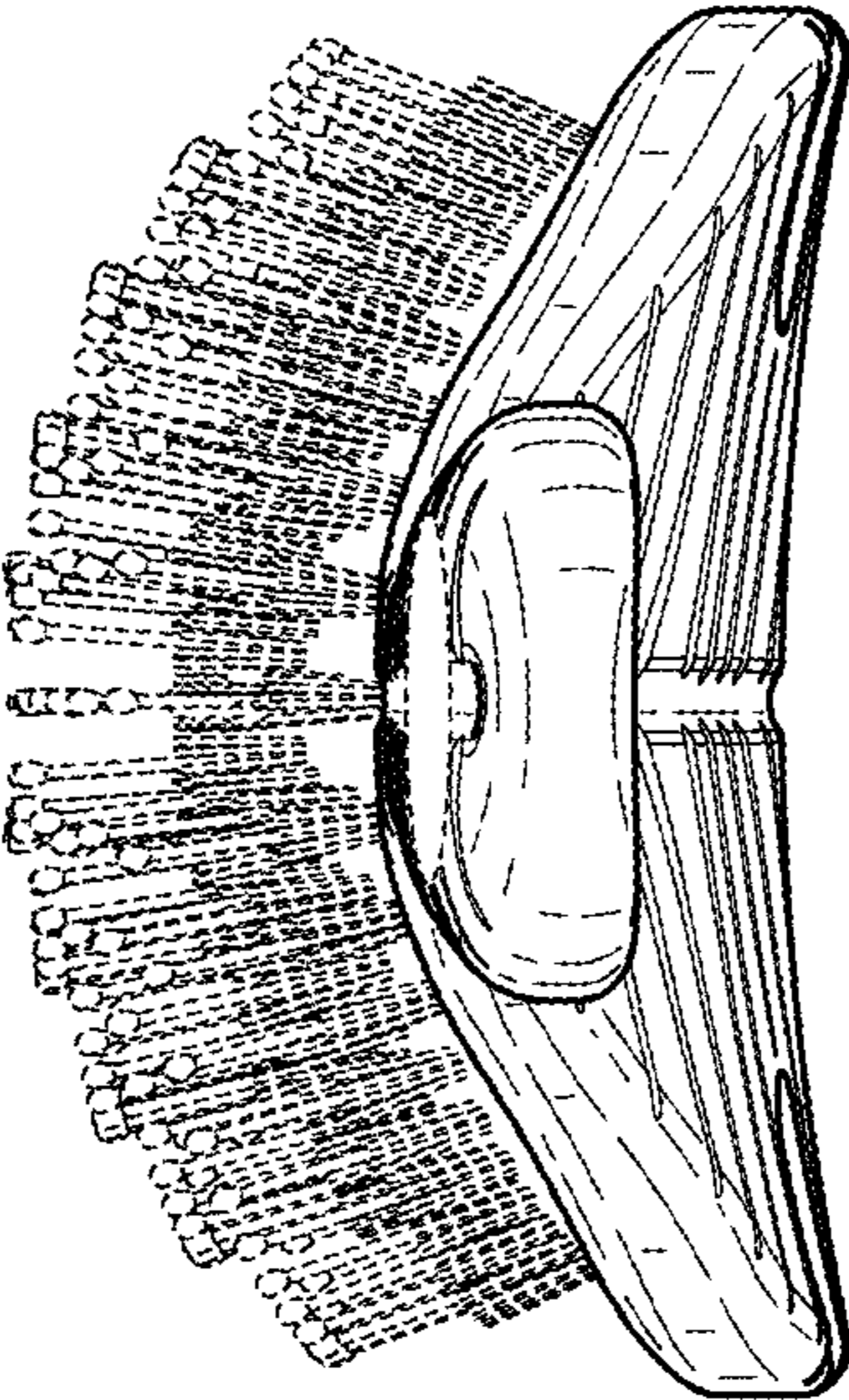


FIG. 7

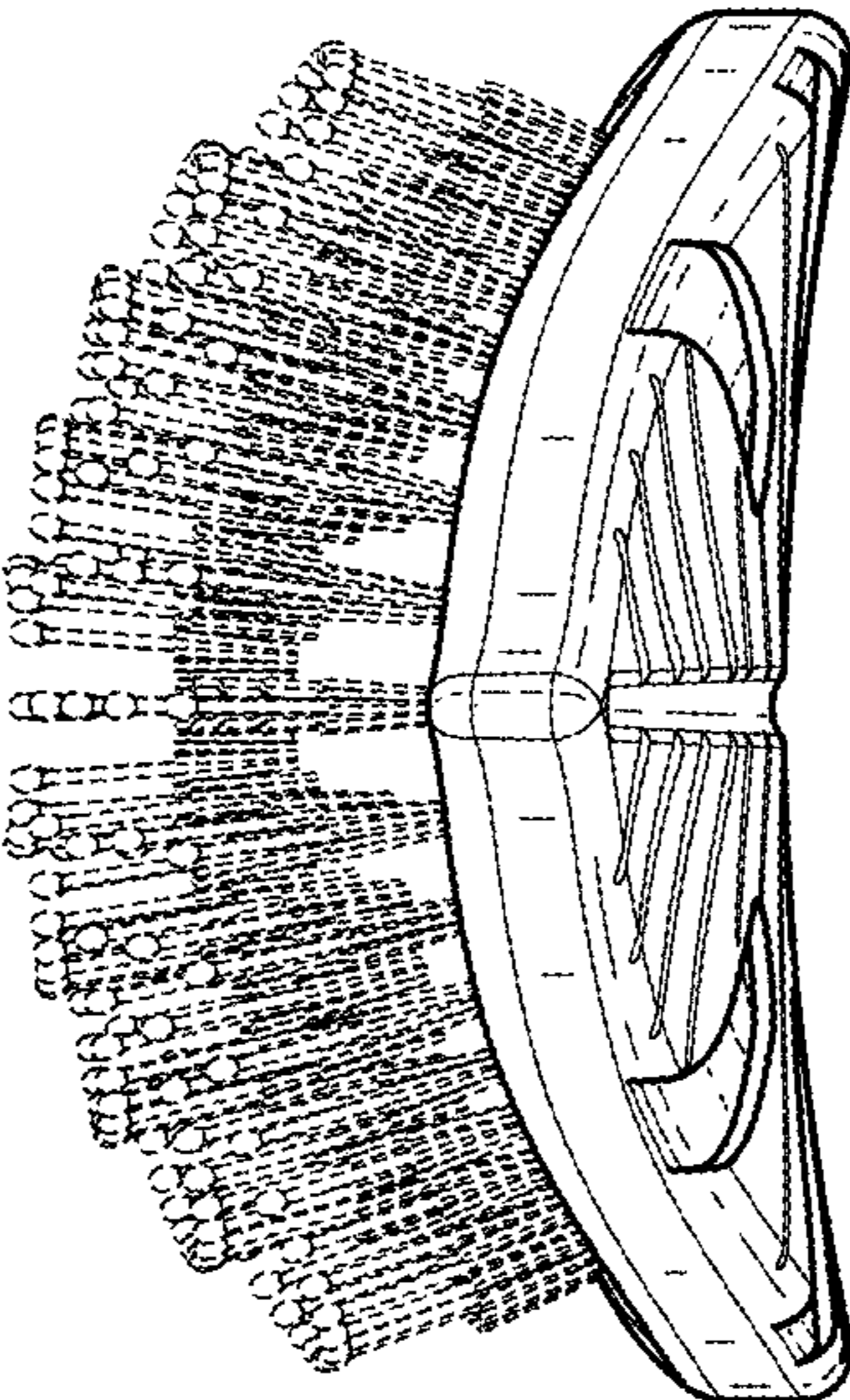


FIG. 6

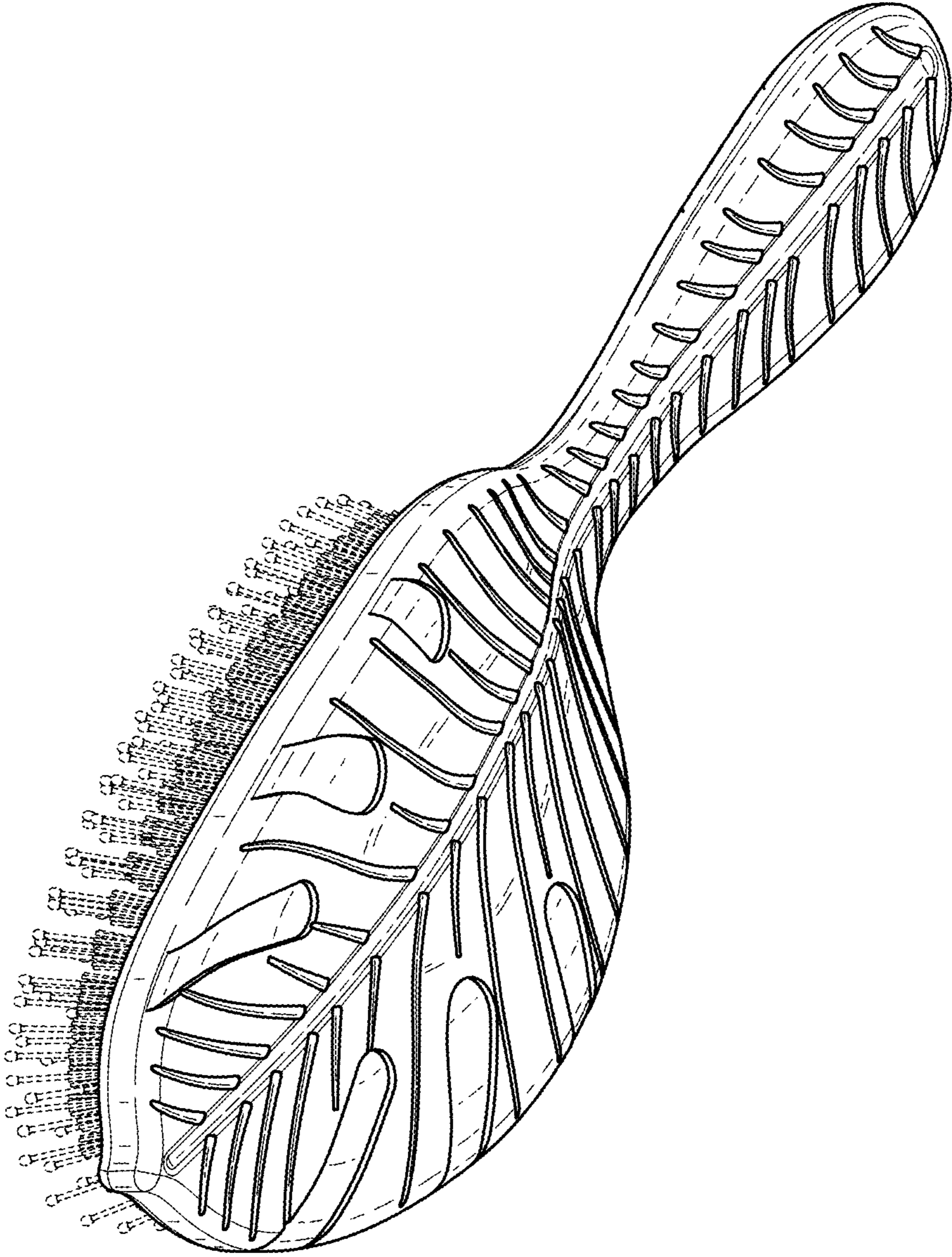


FIG.8