



US00D941590S

(12) **United States Design Patent**  
**Chu**

(10) **Patent No.:** **US D941,590 S**

(45) **Date of Patent:** **\*\* Jan. 25, 2022**

(54) **HAIR BRUSH**

(71) Applicant: **Peng-Fei Chu**, Taipei (TW)

(72) Inventor: **Peng-Fei Chu**, Taipei (TW)

(\*\*) Term: **15 Years**

(21) Appl. No.: **29/737,564**

(22) Filed: **Jun. 10, 2020**

(51) **LOC (13) Cl.** ..... **04-02**

(52) **U.S. Cl.**  
USPC ..... **D4/128**

(58) **Field of Classification Search**  
USPC ..... D4/128, 129, 131, 136, 138, 108, 109,  
D4/119; D32/35, 51; 15/104.5, 104.16,  
15/104.2, 104.31, 104.32, 164, 165, 206;  
D28/65; D7/682; 452/298, 458  
CPC ..... A46B 2200/10; A46B 2200/104;  
A45D 2/10; A45D 1/00; A46D 1/003;  
A46D 3/087

See application file for complete search history.

(56) **References Cited**

**U.S. PATENT DOCUMENTS**

D469,257 S *	1/2003	Cheung	.....	D4/128
D471,718 S *	3/2003	Park	.....	D4/133
D472,715 S *	4/2003	Cheung	.....	D4/128
D473,718 S *	4/2003	Park	.....	D4/128
D504,776 S *	5/2005	Kuo	.....	D4/133
D509,363 S *	9/2005	Kampel	.....	D4/133
D541,534 S *	5/2007	Leung	.....	D4/133
D669,690 S *	10/2012	Jacob	.....	D4/133
D798,605 S *	10/2017	Punches	.....	D4/128

D832,592 S *	11/2018	Kuo	.....	D4/128
D846,887 S *	4/2019	Treeby	.....	D4/128
D902,482 S *	11/2020	Koenemann	.....	D28/35

\* cited by examiner

*Primary Examiner* — Austin Murphy

(74) *Attorney, Agent, or Firm* — Demian K. Jackson;  
Jackson IPG PLLC

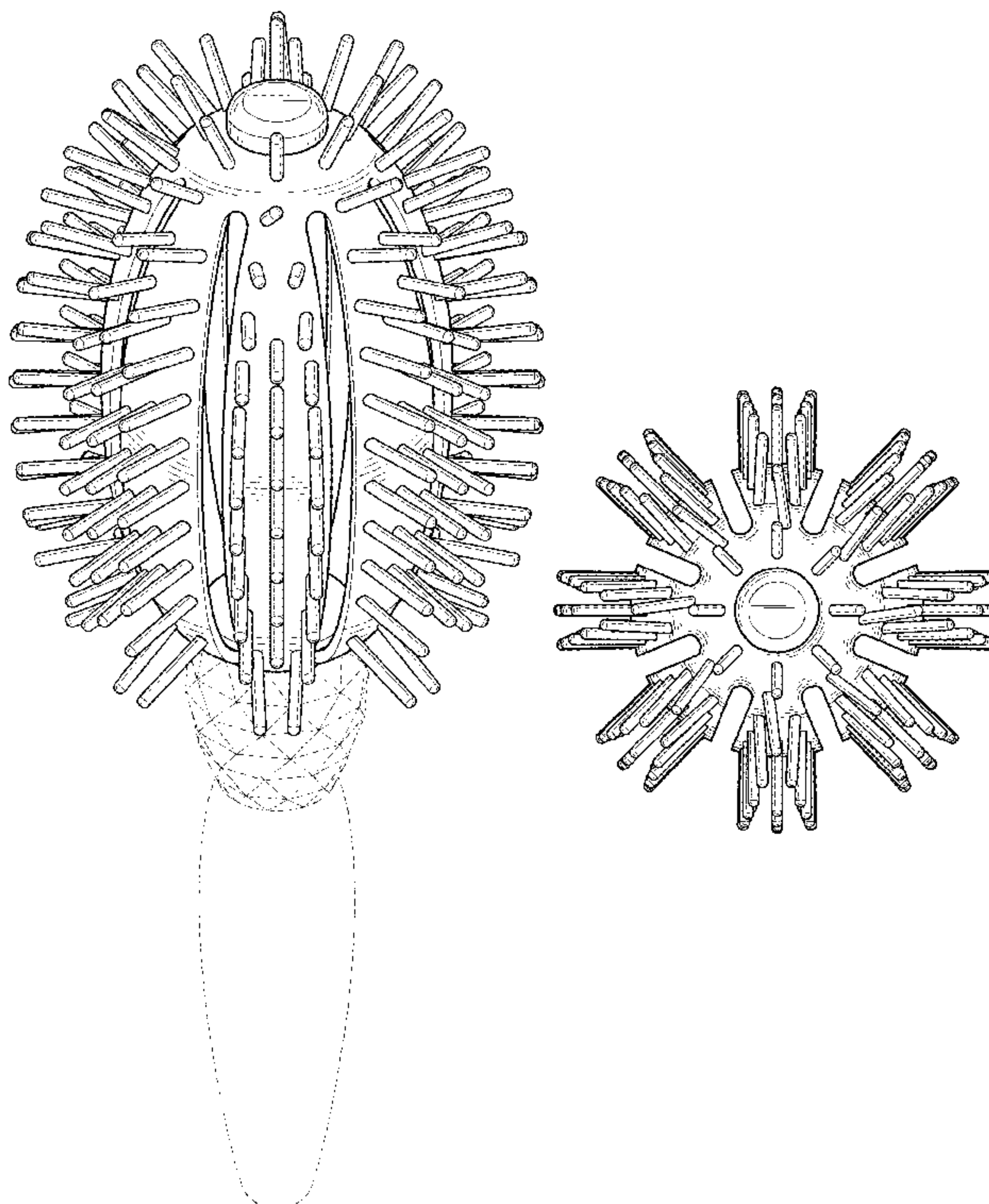
(57) **CLAIM**

The ornamental design for a hair brush, as shown and described.

**DESCRIPTION**

FIG. 1 is a perspective view showing my new design for a hair brush;  
 FIG. 2 is a front elevational view thereof; the rear elevational view, the left side elevational view and the right side elevational view being a mirror image thereof;  
 FIG. 3 is a top plan view thereof;  
 FIG. 4 is a bottom plan view thereof;  
 FIG. 5 is a perspective view showing the head of the hair brush changed to second appearance;  
 FIG. 6 is a front elevational view of another appearance thereof; the rear elevational view, the left side elevational view and the right side elevational view being a mirror image of second appearance thereof;  
 FIG. 7 is a top plan view of second appearance thereof; and,  
 FIG. 8 is a bottom plan view of second appearance thereof.  
 The portions shown in broken lines are included for illustrative purposes only and form no part of the claimed design.

**1 Claim, 6 Drawing Sheets**



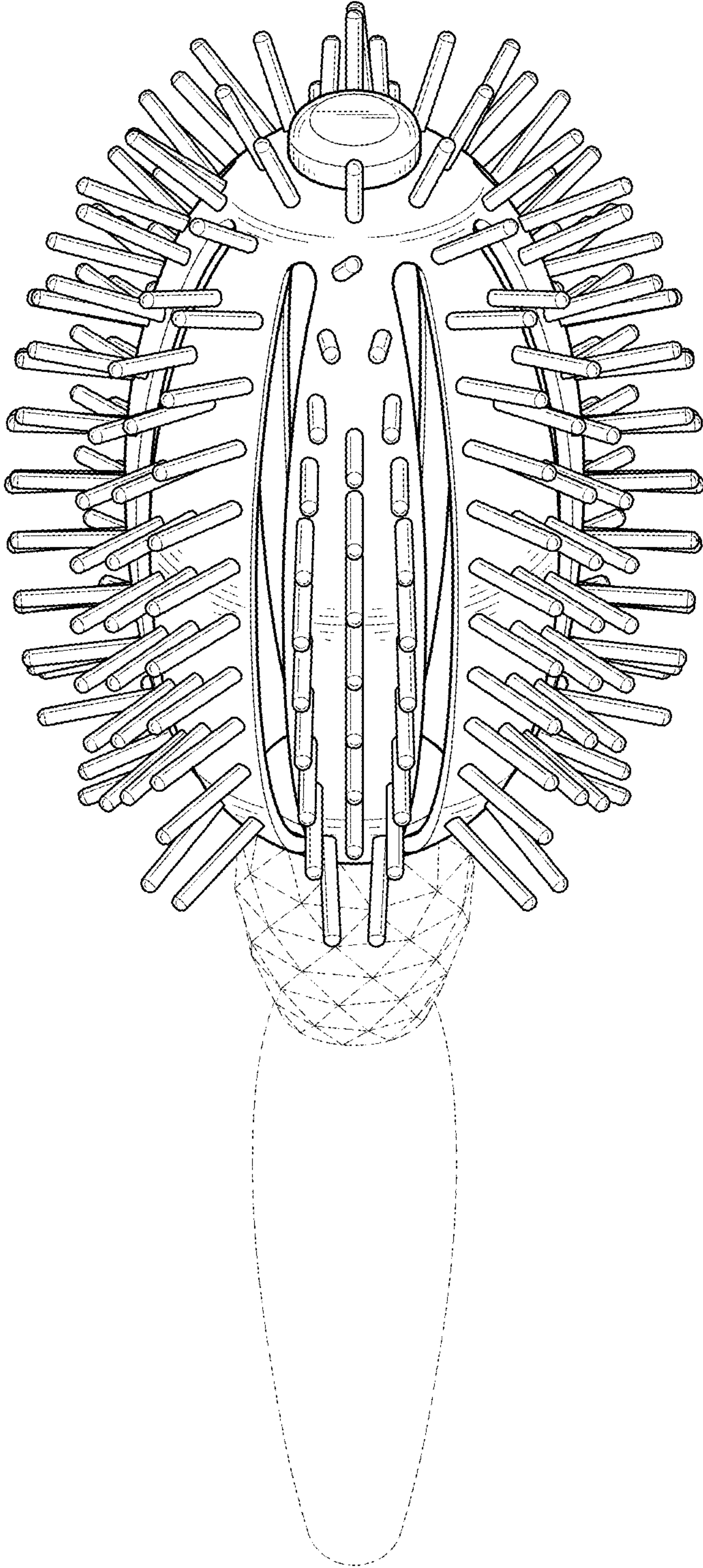


FIG.1



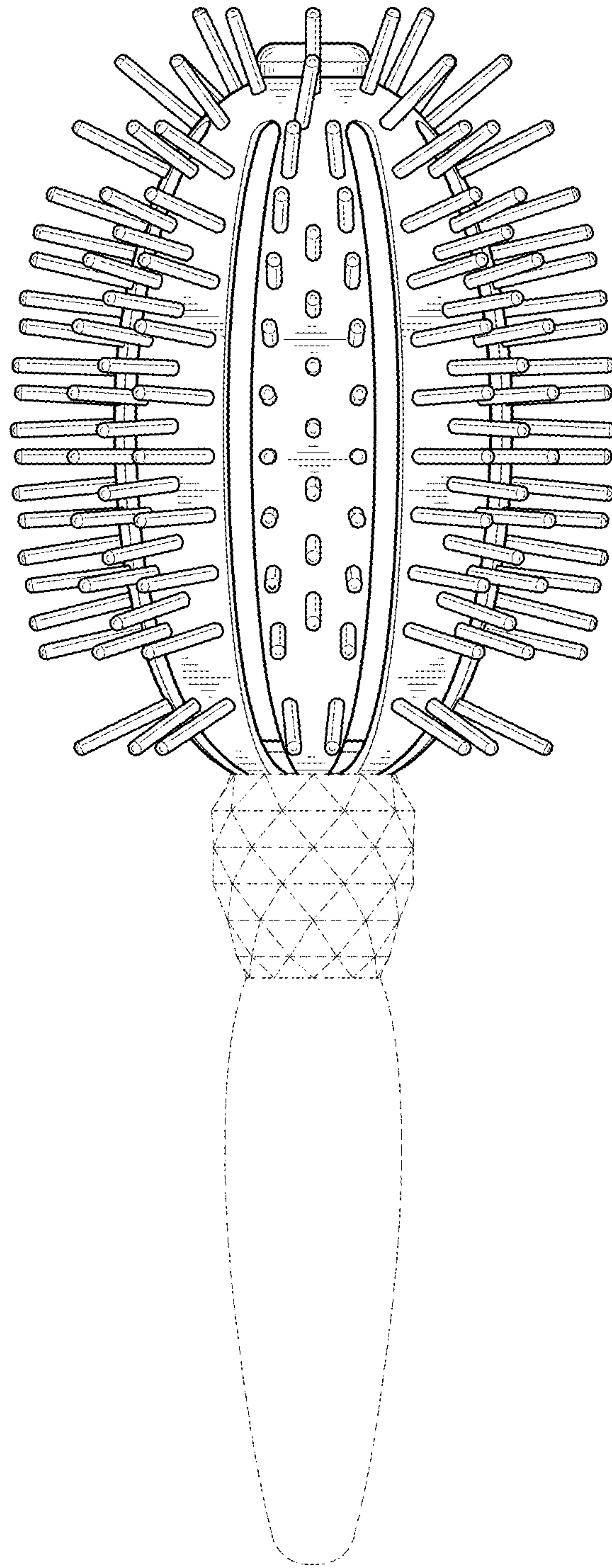


FIG. 2

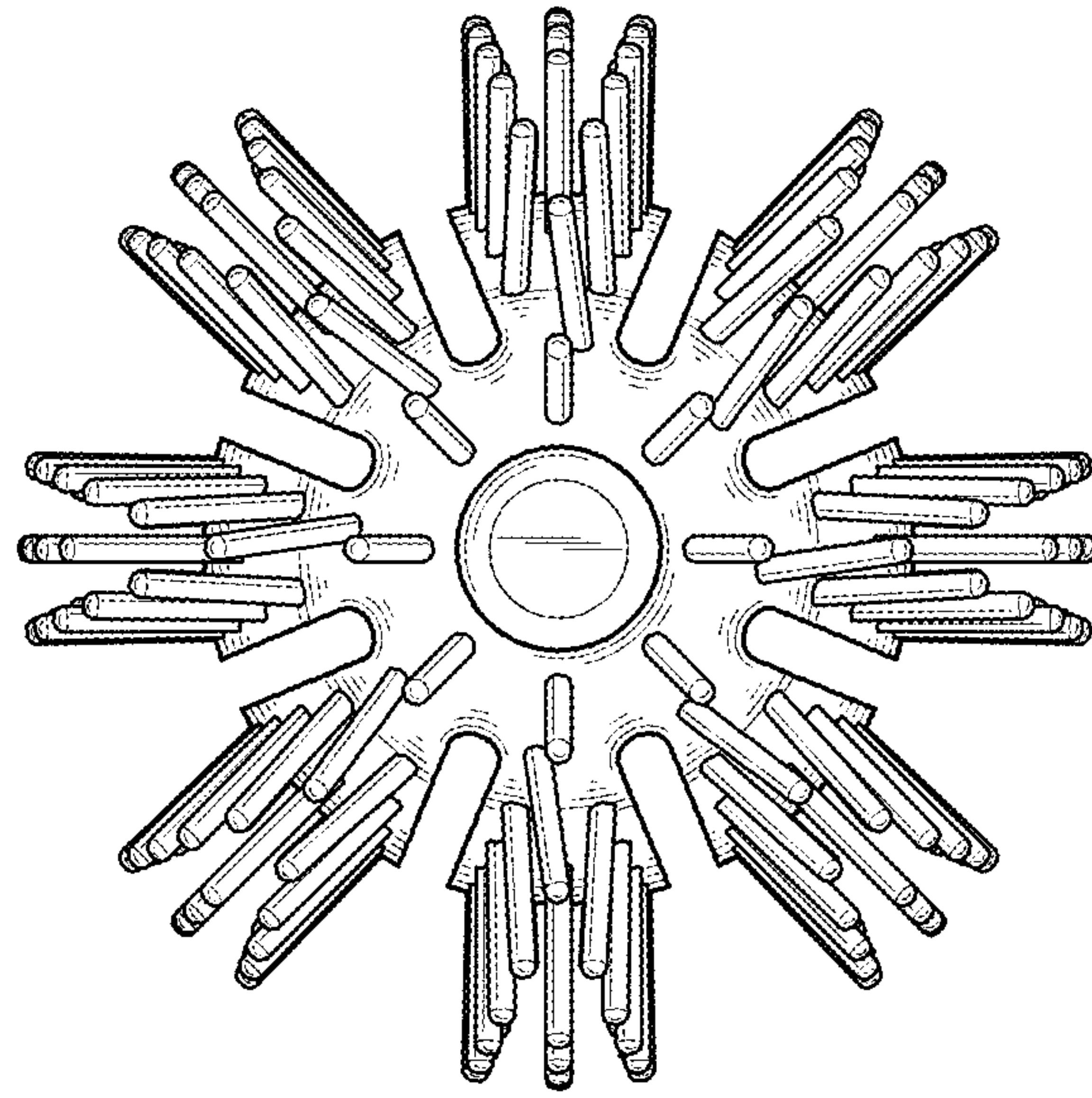


FIG.3

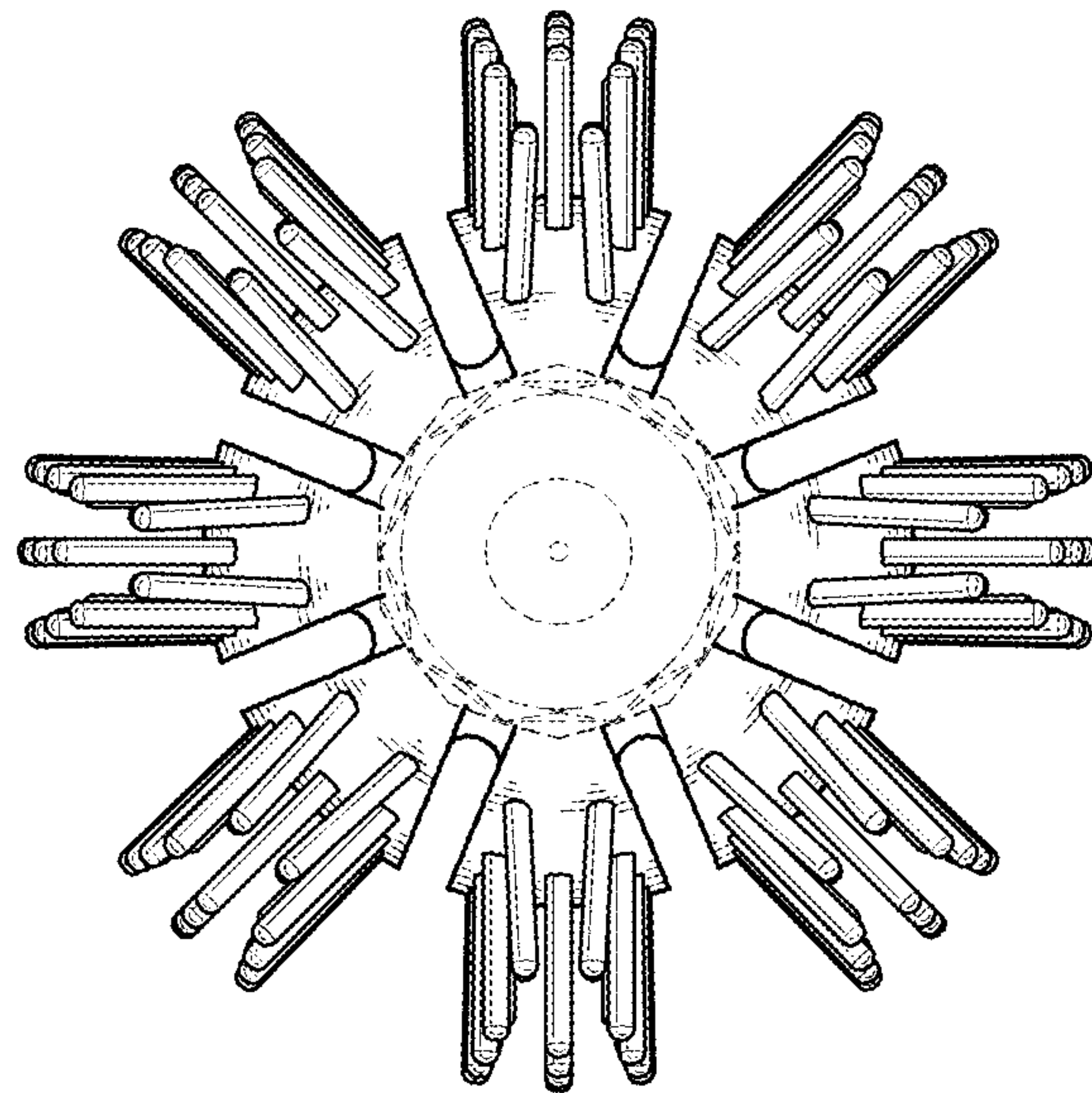


FIG.4

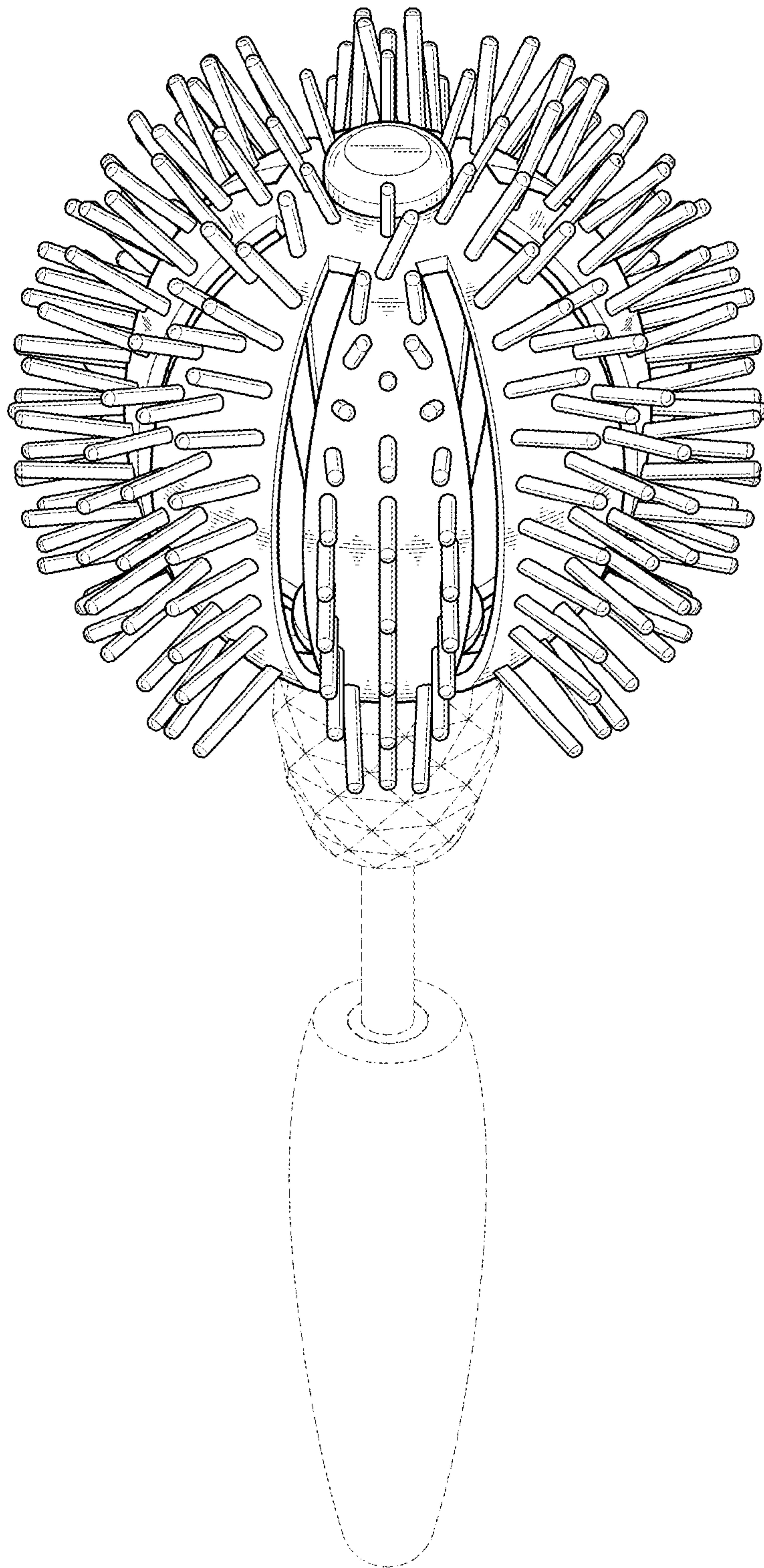


FIG.5






FIG.6




FIG. 7

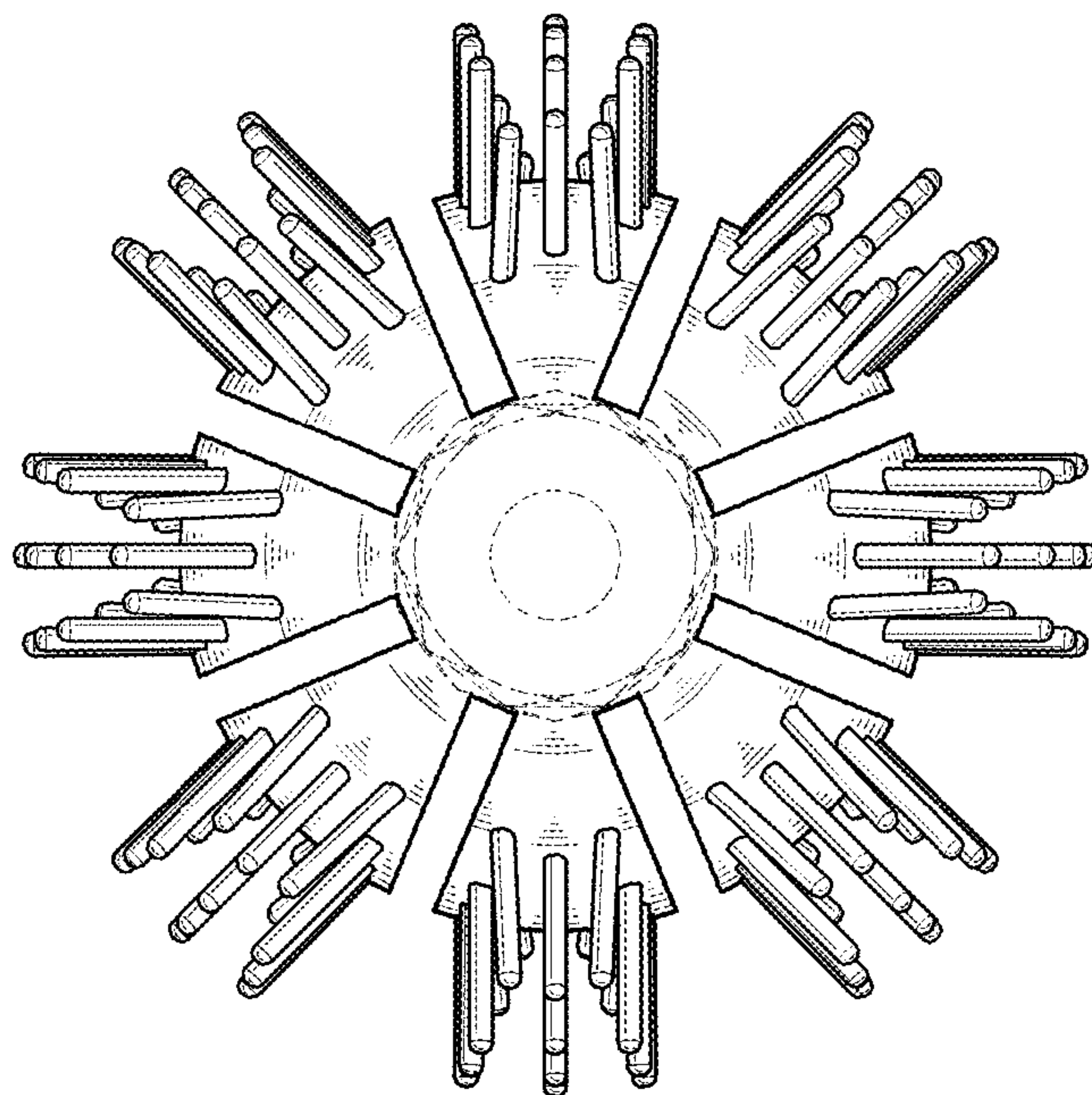


FIG. 8