



US00D941576S

(12) **United States Design Patent**  
**Goserud**

(10) **Patent No.:** **US D941,576 S**  
(45) **Date of Patent:** **\*\* Jan. 25, 2022**

- (54) **GOLF BALL CARRIER**
- (71) Applicant: **J. Thomas Goserud**, Landisville, PA (US)
- (72) Inventor: **J. Thomas Goserud**, Landisville, PA (US)
- (\*\*) Term: **15 Years**
- (21) Appl. No.: **29/720,260**
- (22) Filed: **Jan. 10, 2020**
- (51) **LOC (13) Cl.** ..... **03-01**
- (52) **U.S. Cl.**  
USPC ..... **D3/257**
- (58) **Field of Classification Search**  
USPC ..... D21/789, 796; D3/201, 215, 221, 254, D3/255, 257, 273, 274, 320, 328, 328.1, D3/303, 299; D9/715, 702, 720  
CPC ..... A63B 55/00; A63B 55/30; A63B 55/40; A63B 55/57; A63B 55/60; A63B 57/20; A63B 60/00; A63B 57/353; A63B 57/207; A63B 57/00; A63B 57/35; A63B 57/30; A63B 57/50; A63B 47/00-001  
See application file for complete search history.

- 5,511,666 A \* 4/1996 Grip ..... B65D 59/04 206/315.9
- 5,553,707 A \* 9/1996 Lion ..... A63B 57/20 206/315.9
- D375,406 S \* 11/1996 Smith ..... D3/257
- 5,641,103 A \* 6/1997 Potik ..... A63B 47/00 224/251
- D393,364 S \* 4/1998 John ..... D3/221
- 5,772,090 A \* 6/1998 Rodriguez ..... A63B 57/20 224/251
- 5,839,631 A \* 11/1998 Hebert ..... A63B 47/007 224/251
- 6,021,896 A \* 2/2000 Marshall ..... B65D 85/00 206/315.9
- 6,029,850 A \* 2/2000 Pate ..... A63B 57/20 221/64
- D449,982 S \* 11/2001 Ferris ..... D9/503
- 6,357,586 B2 \* 3/2002 Pratt ..... A63B 55/20 206/315.9
- D456,245 S \* 4/2002 Ferris ..... D9/503

(Continued)

*Primary Examiner* — Mitchell I. Siegel  
(74) *Attorney, Agent, or Firm* — Dunlap Bennett & Ludwig, PLLC; Brendan E. Squire

(57) **CLAIM**

The ornamental design for a golf ball carrier, as shown and described.

**DESCRIPTION**

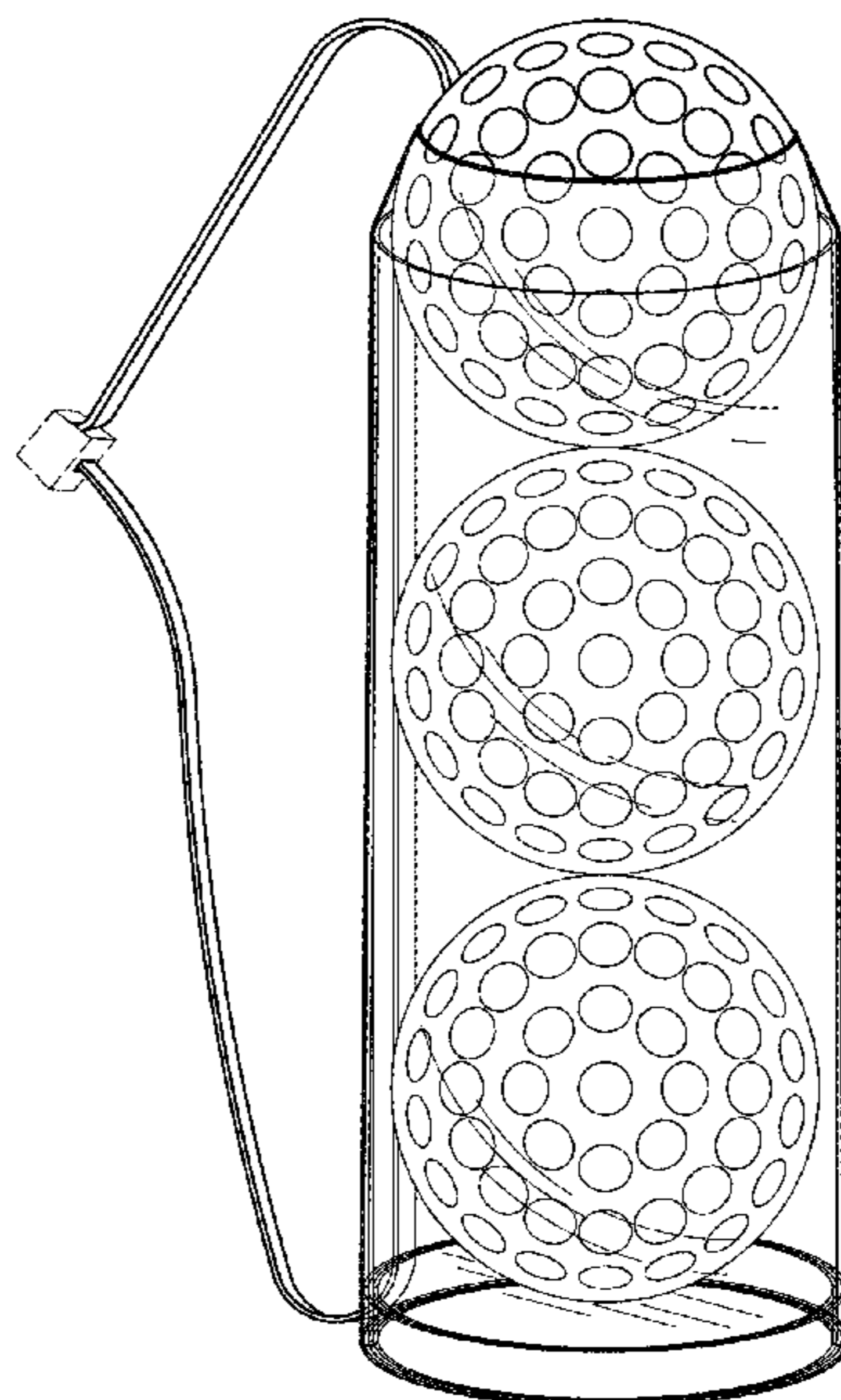
FIG. 1 is a front perspective view of a golf ball carrier showing my new design;  
FIG. 2 is a left side elevation view thereof, the right side elevation view being a mirror image thereof;  
FIG. 3 is a rear elevation view thereof;  
FIG. 4 is a front elevation view thereof;  
FIG. 5 is a top plan view thereof; and,  
FIG. 6 is a bottom plan view thereof.  
The broken lines shown in the drawings illustrate portions of the golf ball carrier that form no part of the claimed design.

**1 Claim, 5 Drawing Sheets**

(56) **References Cited**

U.S. PATENT DOCUMENTS

- 3,047,140 A \* 7/1962 Robins ..... A63B 57/20 206/315.9
- D194,243 S \* 12/1962 Robins ..... D9/715
- 3,233,727 A \* 2/1966 Wilson ..... A63B 39/025 215/247
- 4,082,209 A \* 4/1978 Sanders ..... A63B 55/20 224/274
- D259,768 S \* 7/1981 Banasiak, Jr. .... D9/505
- 4,678,108 A \* 7/1987 Inman ..... A63B 47/02 221/185
- D315,095 S \* 3/1991 Wright ..... D9/415



(56)

**References Cited**

U.S. PATENT DOCUMENTS

D475,528 S *	6/2003	Ferris .....	D3/257
D477,140 S *	7/2003	Ferris .....	D3/257
D551,447 S *	9/2007	Ogawa .....	D3/257
D657,689 S *	4/2012	Bodkin .....	D9/617
D663,217 S *	7/2012	Bodkin .....	D9/617
D716,893 S *	11/2014	Todd .....	D21/796
D806,564 S *	1/2018	Goserud .....	D9/715
D885,932 S *	6/2020	Goserud .....	D9/715
D888,574 S *	6/2020	Goserud .....	D9/715
2009/0032419 A1 *	2/2009	Kealy .....	A63B 57/0032 206/315.9
2012/0024731 A1 *	2/2012	Fitchett .....	B65D 73/0085 206/315.9
2020/0231316 A1 *	7/2020	Goserud .....	B65B 25/00

\* cited by examiner

FIG. 1

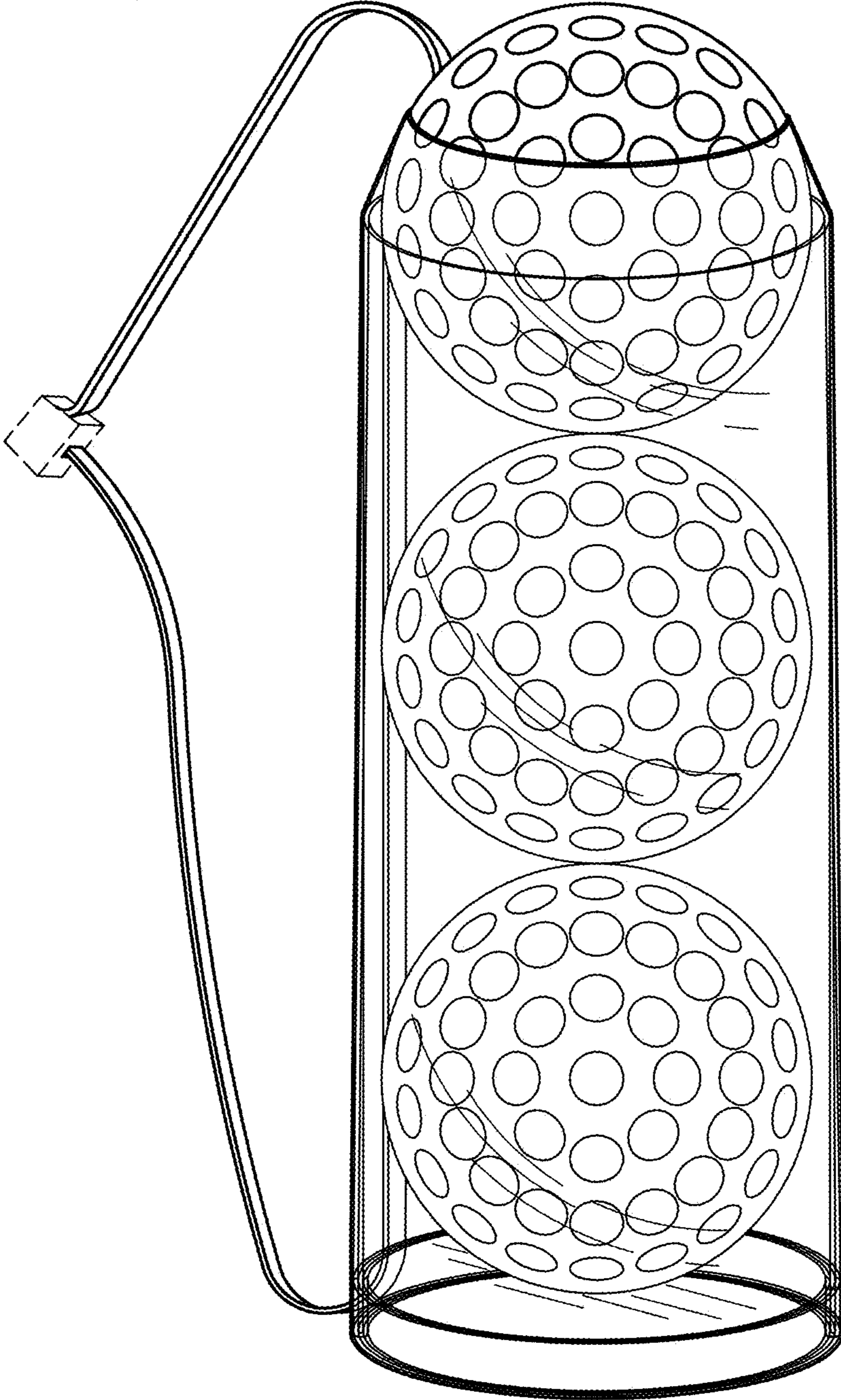


FIG. 2

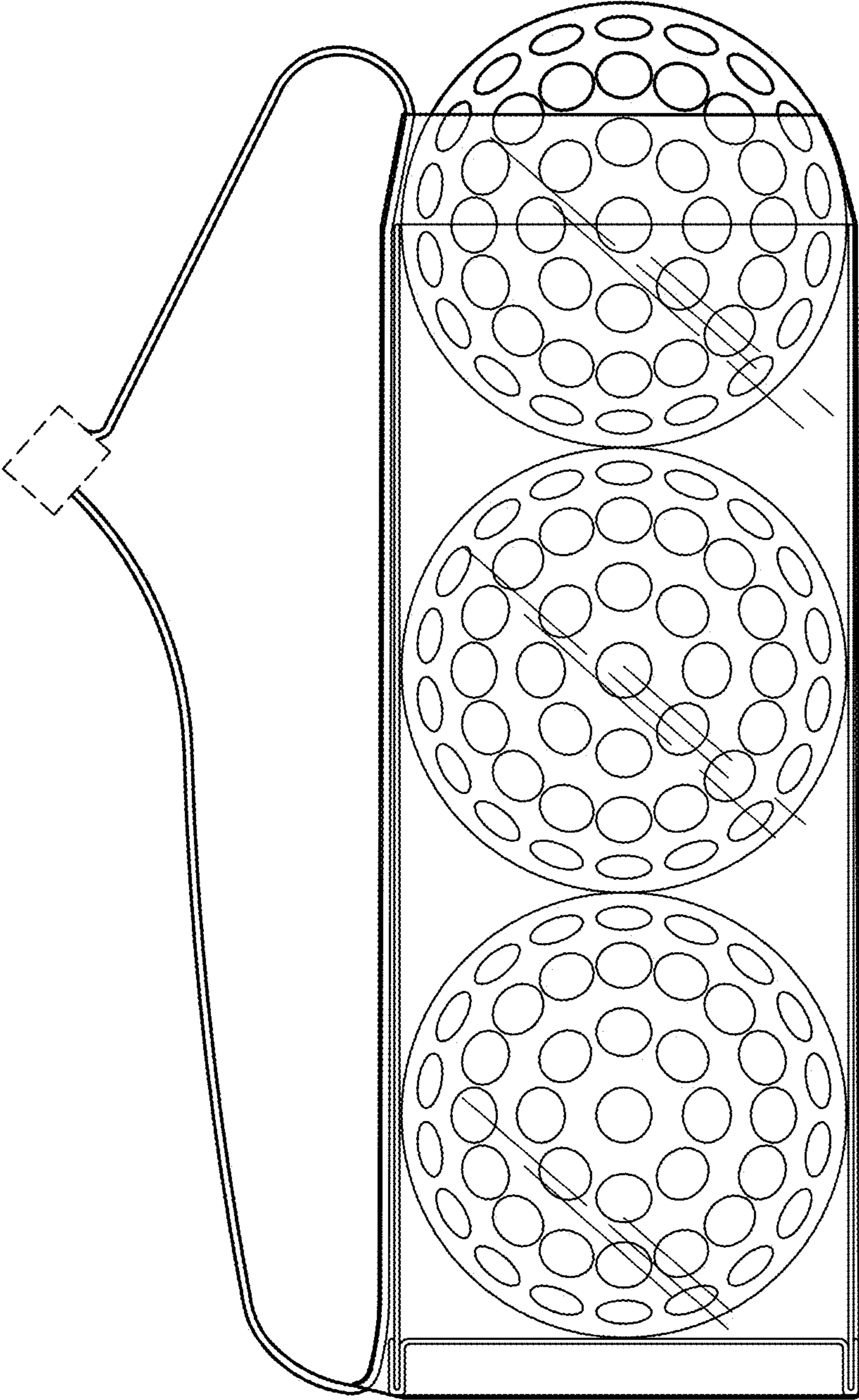


FIG. 3




FIG. 4




FIG. 5

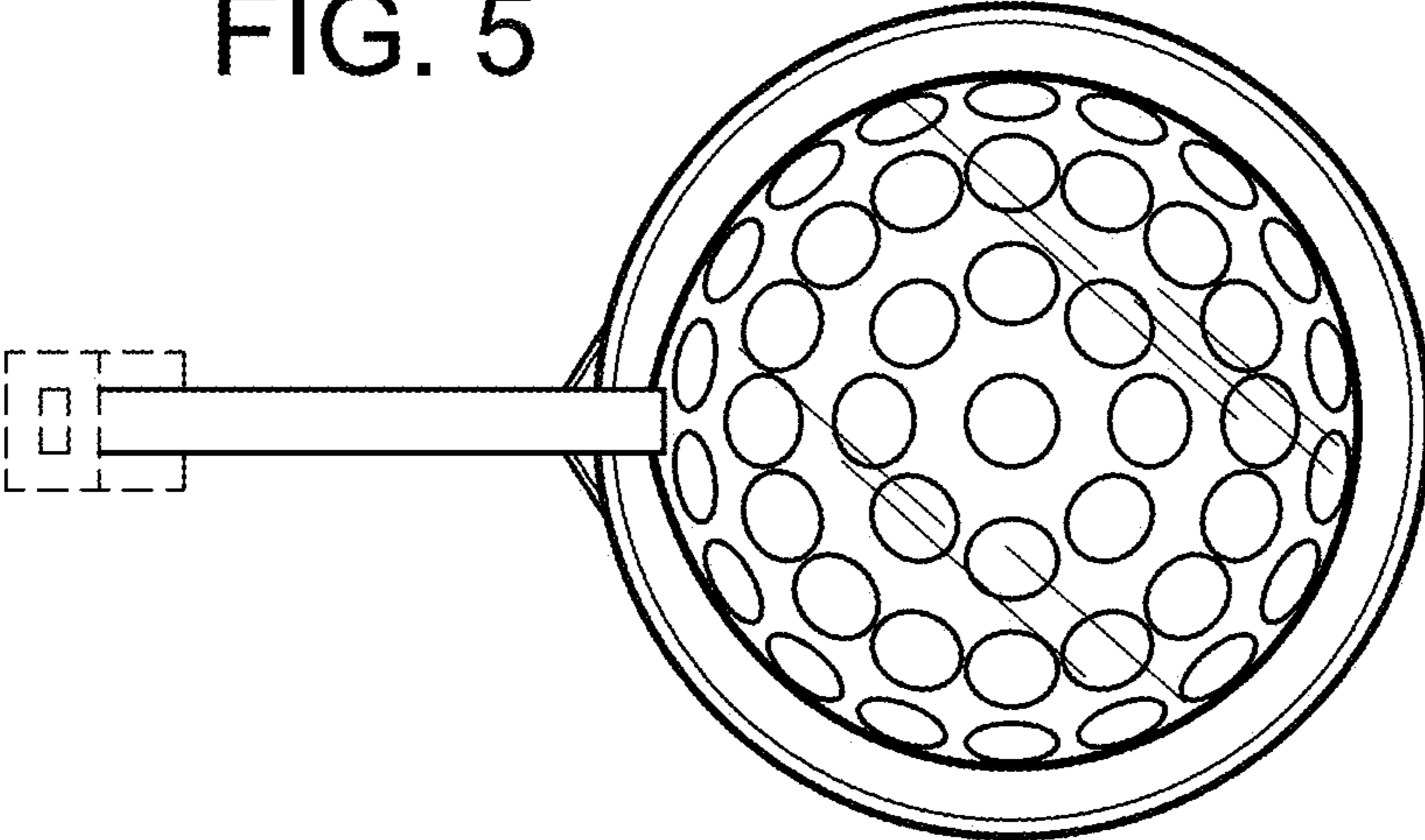


FIG. 6

