



US00D941550S

(12) **United States Design Patent** (10) **Patent No.:** **US D941,550 S**
Li et al. (45) **Date of Patent:** **** Jan. 18, 2022**

(54) **PALLET** 2011/0126741 A1* 6/2011 Sosa Bravo B65D 19/0038
108/57.25

(71) Applicants: **Haiwei Li**, Jiangmen (CN); **Yipeng Zhang**, Jiangmen (CN) * cited by examiner

(72) Inventors: **Haiwei Li**, Jiangmen (CN); **Yipeng Zhang**, Jiangmen (CN) *Primary Examiner* — Cynthia Ramirez
(74) *Attorney, Agent, or Firm* — Tucker Ellis LLP; Heather M. Barnes

(**) Term: **15 Years** (57) **CLAIM**

(21) Appl. No.: **29/739,769** The ornamental design for a pallet, as shown and described.

DESCRIPTION

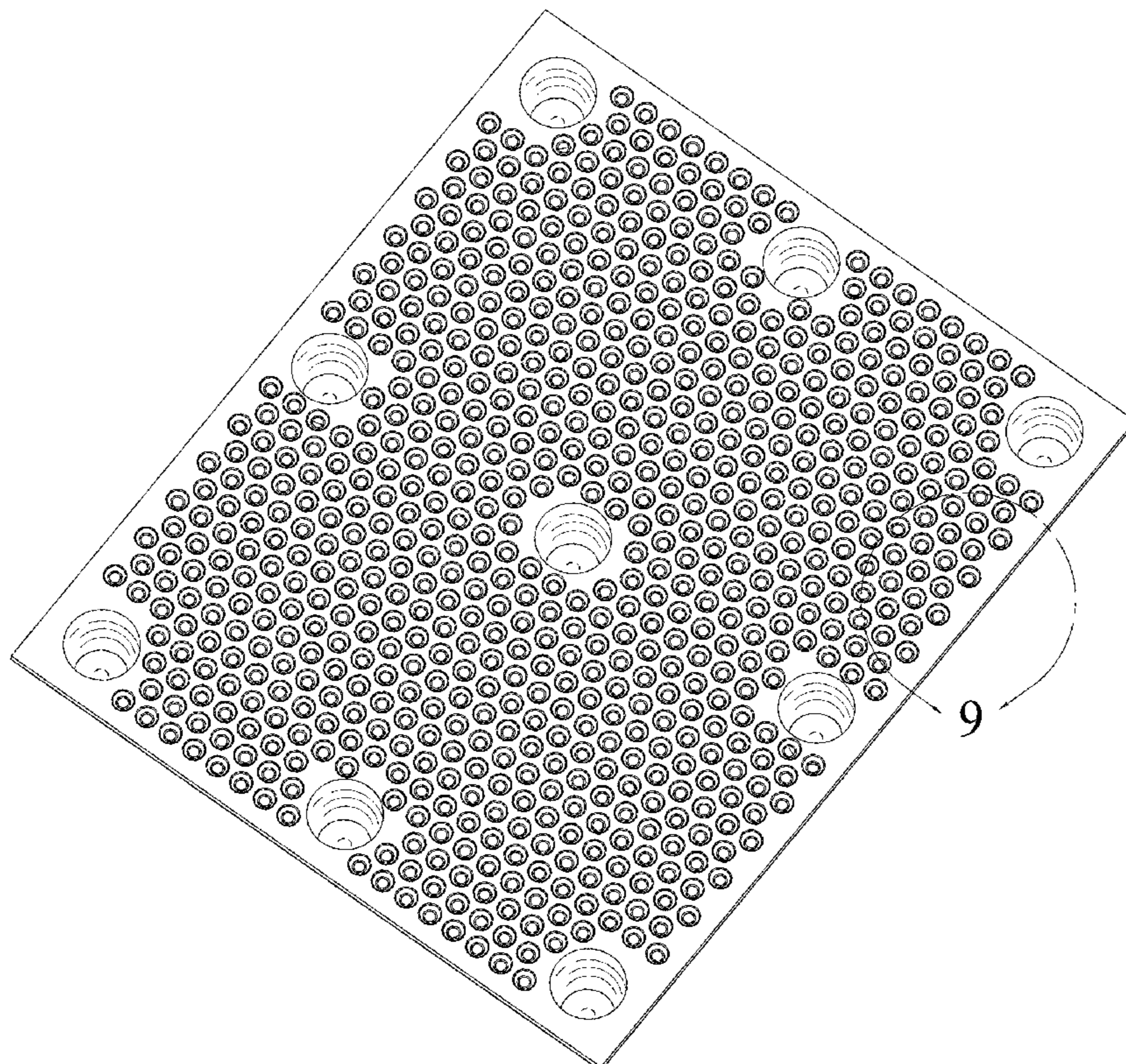
(22) Filed: **Jun. 29, 2020**
(51) **LOC (13) Cl.** **09-08**
(52) **U.S. Cl.**
USPC **D34/38**
(58) **Field of Classification Search**
USPC D34/38
CPC B65D 2519/00069; B65D 2519/00034;
B65D 2519/00288; B65D 2519/00024;
B65D 2519/00268
See application file for complete search history.

(56) **References Cited**
U.S. PATENT DOCUMENTS

D446,900 S *	8/2001	Koefeldt	D34/38
D704,915 S *	5/2014	Reyhan	D34/38
D899,725 S *	10/2020	Blosser	D34/38
D914,323 S *	3/2021	Ritchie	D34/38
D915,724 S *	4/2021	Allen	D34/38
D916,423 S *	4/2021	Ankele	D34/38
D923,910 S *	6/2021	Ankele	D34/38

FIG. 1 is a front elevation view of a pallet showing our new design;
FIG. 2 is a rear elevation view thereof;
FIG. 3 is a left-side elevation view thereof;
FIG. 4 is a right-side elevation view thereof;
FIG. 5 is a top plan view thereof;
FIG. 6 is a bottom plan view thereof;
FIG. 7 is a rear perspective view thereof;
FIG. 8 is a front perspective view thereof;
FIG. 9 is an enlarged view of the encircled portion of FIG. 7; and,
FIG. 10 is an enlarged view of the encircled portion of FIG. 8.
The broken lines shown in the drawings are for the purpose of illustrating portions of the pallet that form no part of the claimed design.
The dash-dot broken lines in FIGS. 7, 8, 9 and 10 are to show enlarged areas and form no part of the claimed design.

1 Claim, 10 Drawing Sheets






FIG. 1




FIG.2

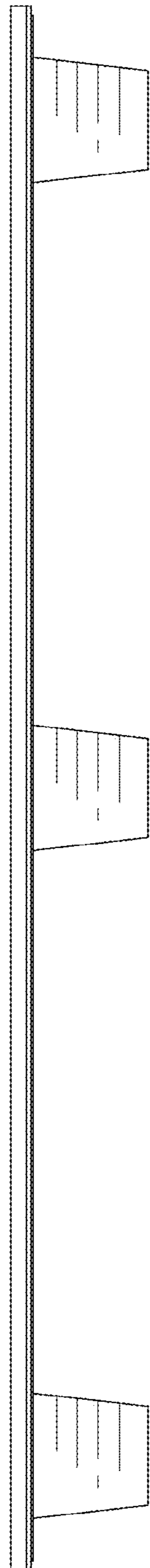


FIG.3

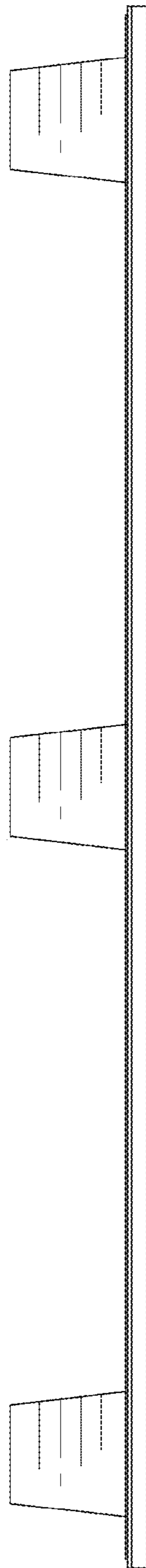


FIG.4

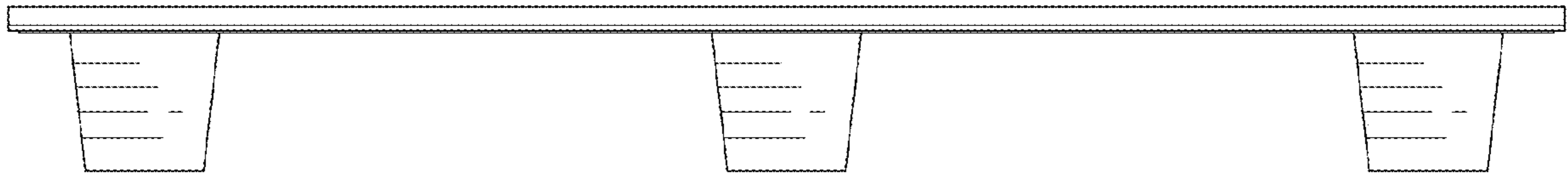


FIG.5

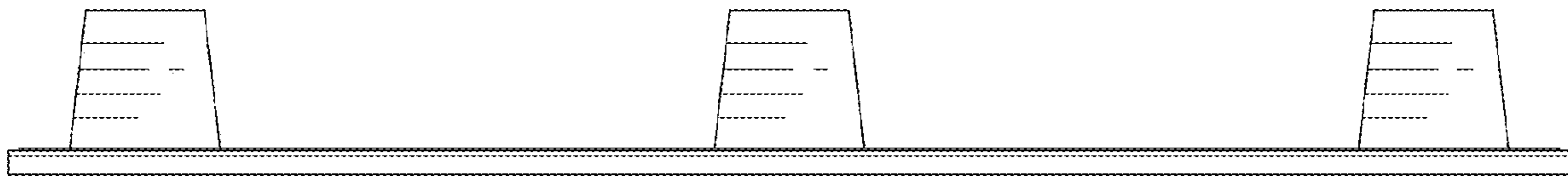


FIG.6

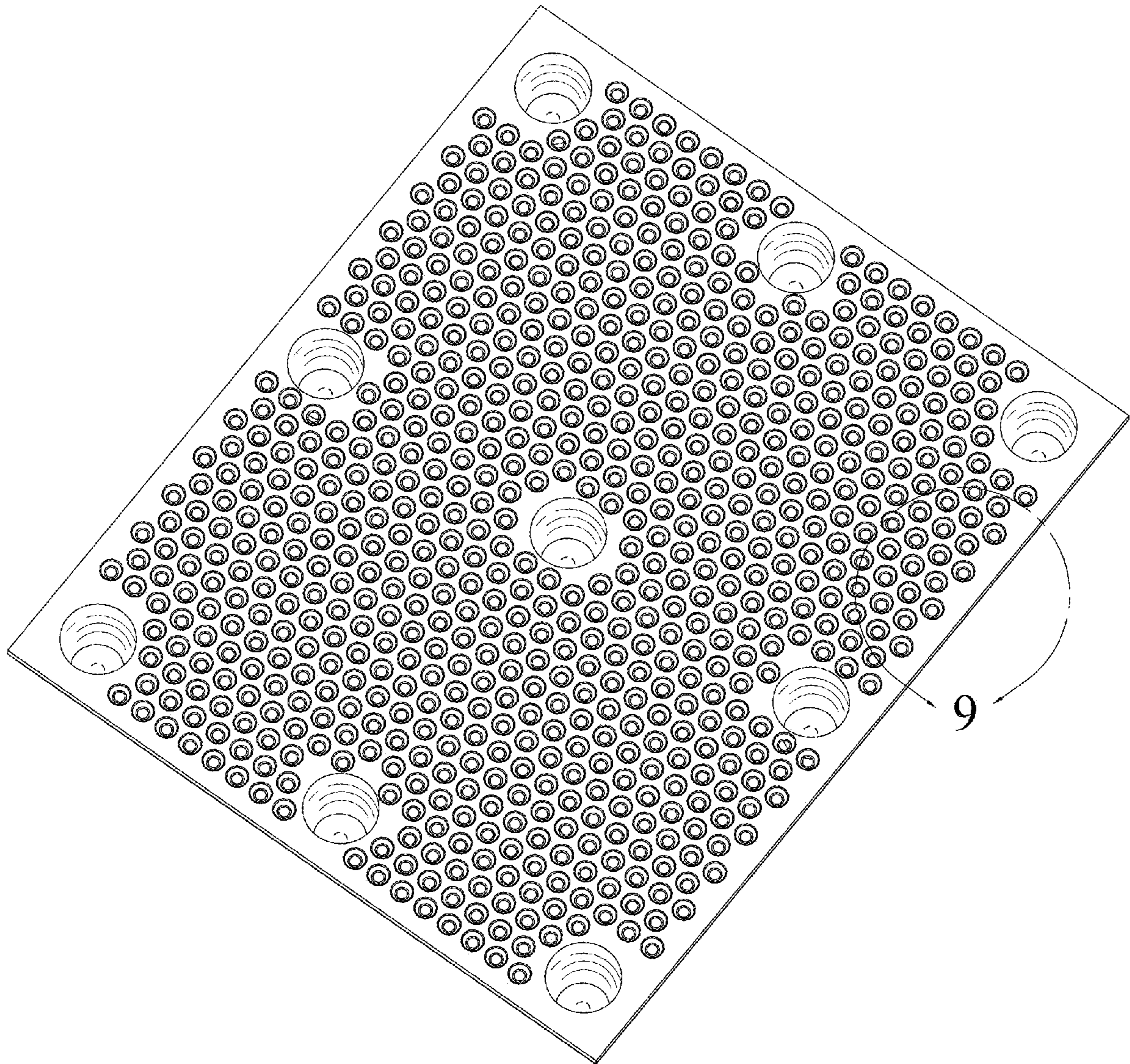


FIG. 7

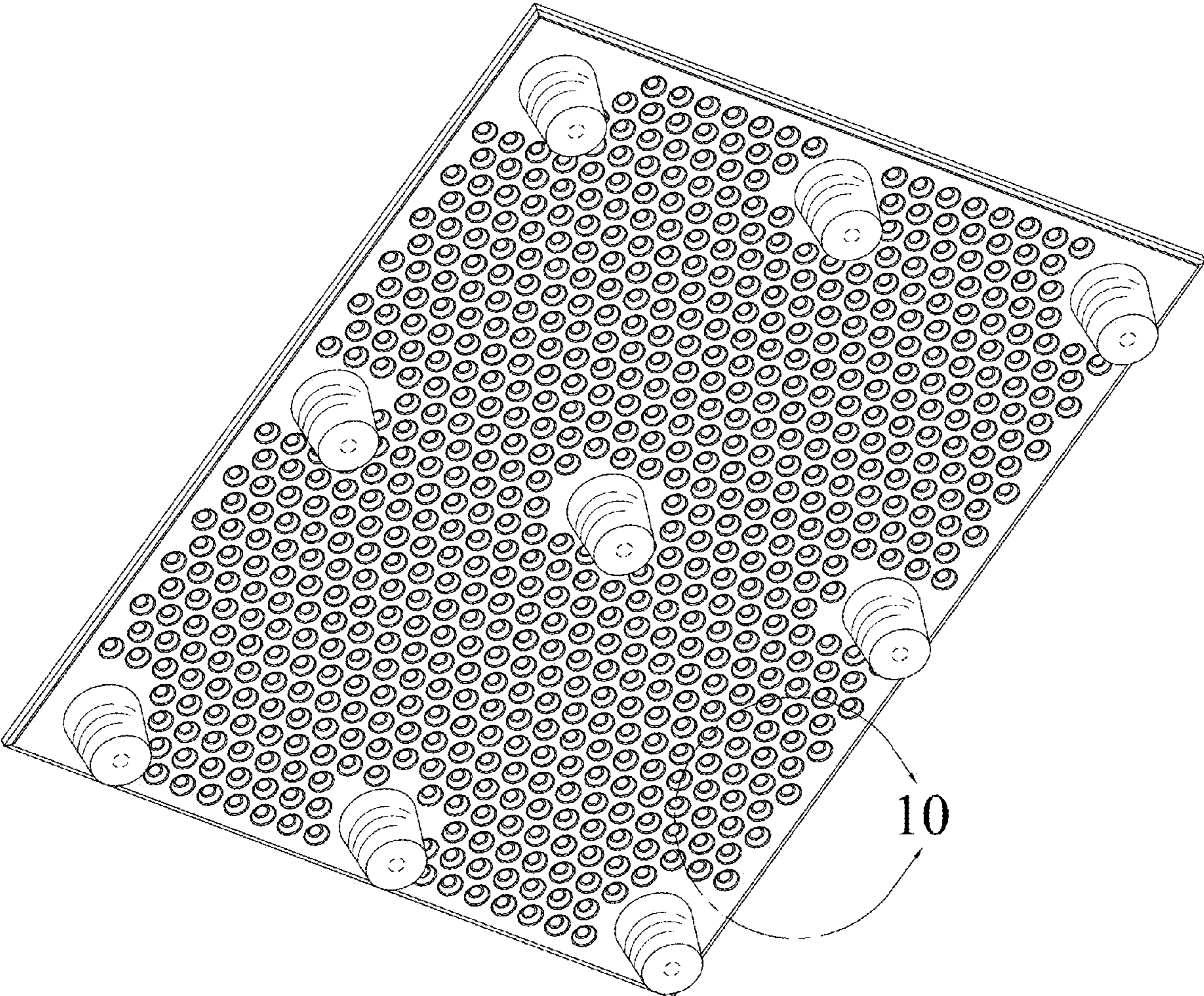


FIG.8

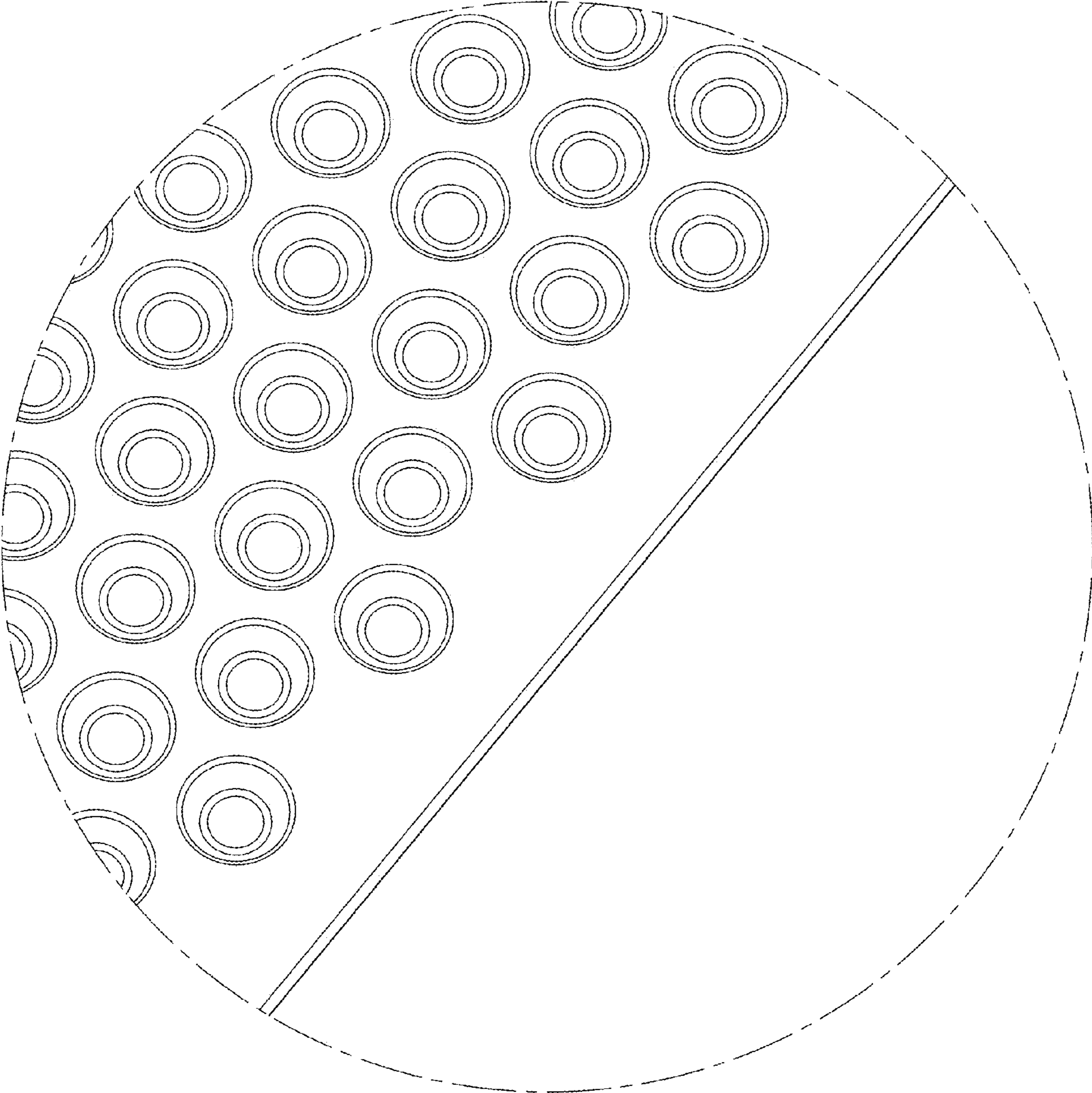


FIG.9

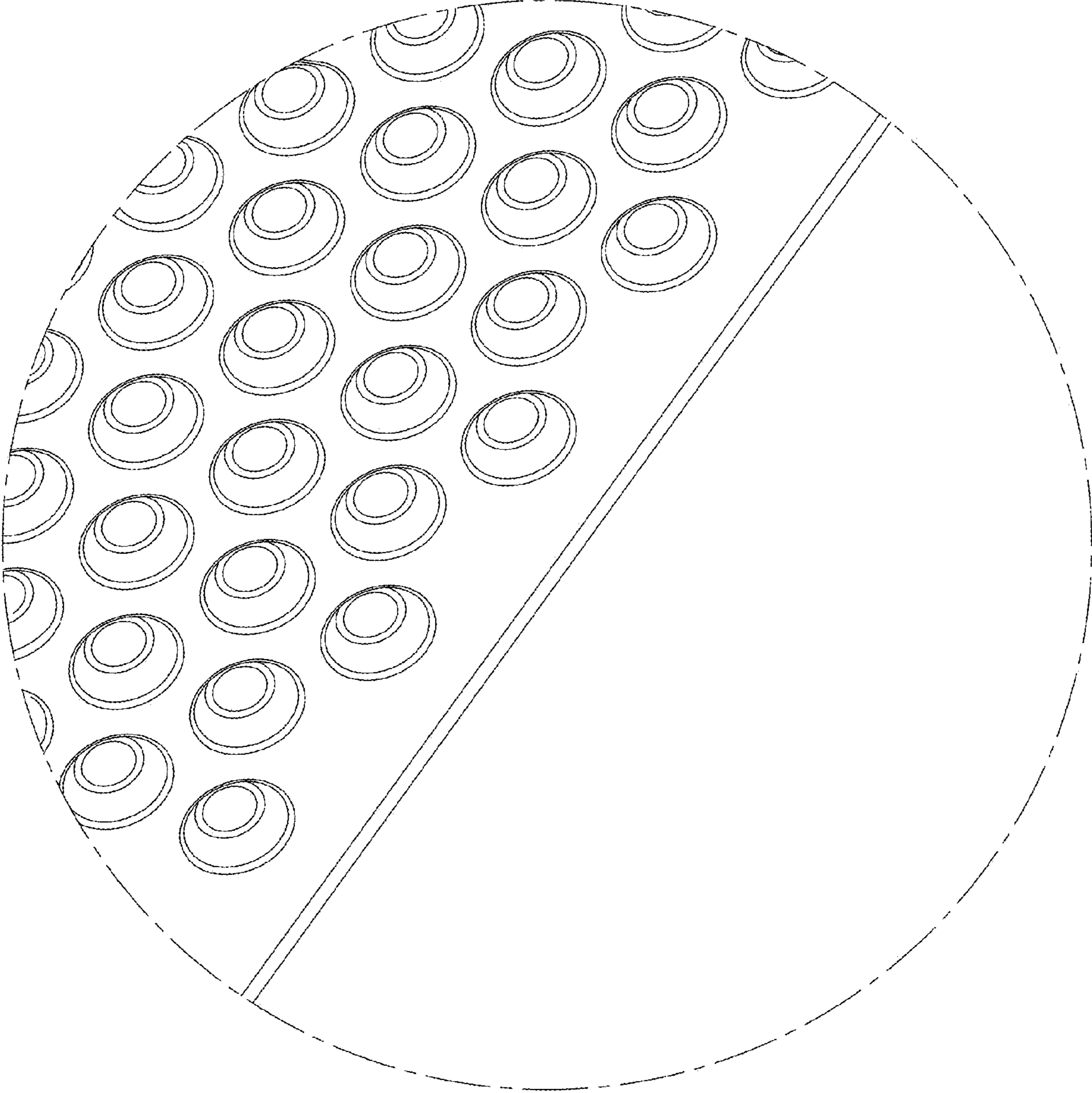


FIG.10

UNITED STATES PATENT AND TRADEMARK OFFICE
CERTIFICATE OF CORRECTION

PATENT NO. : D941,550 S
APPLICATION NO. : 29/739769
DATED : January 18, 2022
INVENTOR(S) : Haiwei Li


Page 1 of 1

It is certified that error appears in the above-identified patent and that said Letters Patent is hereby corrected as shown below:

On the Title Page

(30) Foreign Application Priority Data, should read:

“Dec. 30, 2019 (CN).....201930741359.8”

Signed and Sealed this
Twenty-third Day of May, 2023

Katherine Kelly Vidal
Director of the United States Patent and Trademark Office