



US00D941531S

(12) **United States Design Patent** (10) **Patent No.:** **US D941,531 S**
Liu (45) **Date of Patent:** **** Jan. 18, 2022**

(54) **PET HOUSE**
(71) Applicant: **XIAMEN XIAOLING TECHNOLOGY CO., LTD.**, Xiamen (CN)
(72) Inventor: **Jiayi Liu**, Xiamen (CN)
(**) Term: **15 Years**
(21) Appl. No.: **29/763,270**
(22) Filed: **Dec. 22, 2020**
(51) **LOC (13) Cl.** **30-02**
(52) **U.S. Cl.**
USPC **D30/108**
(58) **Field of Classification Search**
USPC D30/108–120
CPC A01K 1/033; A01K 1/034; A01K 1/035;
A01K 1/0353; A01K 1/0035; A01K 1/02
See application file for complete search history.

D478,194 S * 8/2003 McGinty D30/160
6,895,898 B1 * 5/2005 Kitch A01K 1/033
119/416
D514,747 S * 2/2006 Bertoli D30/108
D557,865 S * 12/2007 Link D21/505
D572,414 S * 7/2008 Lee D30/108
D602,341 S * 10/2009 Bucci D8/354
D612,546 S * 3/2010 Zine D30/118
D619,768 S * 7/2010 Raheb
D652,996 S * 1/2012 Campbell D30/108
(Continued)

(56) **References Cited**
U.S. PATENT DOCUMENTS
2,070,244 A * 2/1937 Staab E04H 15/006
135/138
3,156,213 A * 11/1964 Patten B65D 85/50
119/497
4,265,261 A * 5/1981 Barker E04H 15/24
135/100
D315,186 S * 3/1991 Peterson D21/803
5,078,096 A * 1/1992 Bishop A01K 1/0254
119/497
D326,936 S * 6/1992 Moore D25/26
5,467,794 A * 11/1995 Zheng A63B 9/00
135/117
D366,511 S * 1/1996 Coddington, Jr. D21/834
D377,852 S * 2/1997 Iben D30/118
D394,920 S * 6/1998 Krizek D30/118
6,325,086 B1 * 12/2001 Shinner E04H 15/40
135/117
6,453,923 B2 * 9/2002 Zheng A63B 9/00
135/117
D467,040 S * 12/2002 Bunting D30/108

OTHER PUBLICATIONS

Petsfit Outdoor Cat House, posted at amazon.com, earliest date reviewed on Aug. 5, 2017, [online], acquired on Nov. 6, 2021, Available on internet. url:https://www.amazon.com/Petsfit-Triangle-Wooden-Prevent-Animals/dp/B01F549121/ref=cm_cr_arp_d_product_top?ie=UTF8 (Year: 2017).*

Primary Examiner — Sheryl Lane
Assistant Examiner — Aula Soroush
(74) *Attorney, Agent, or Firm* — Rumit Ranjit Kanakia

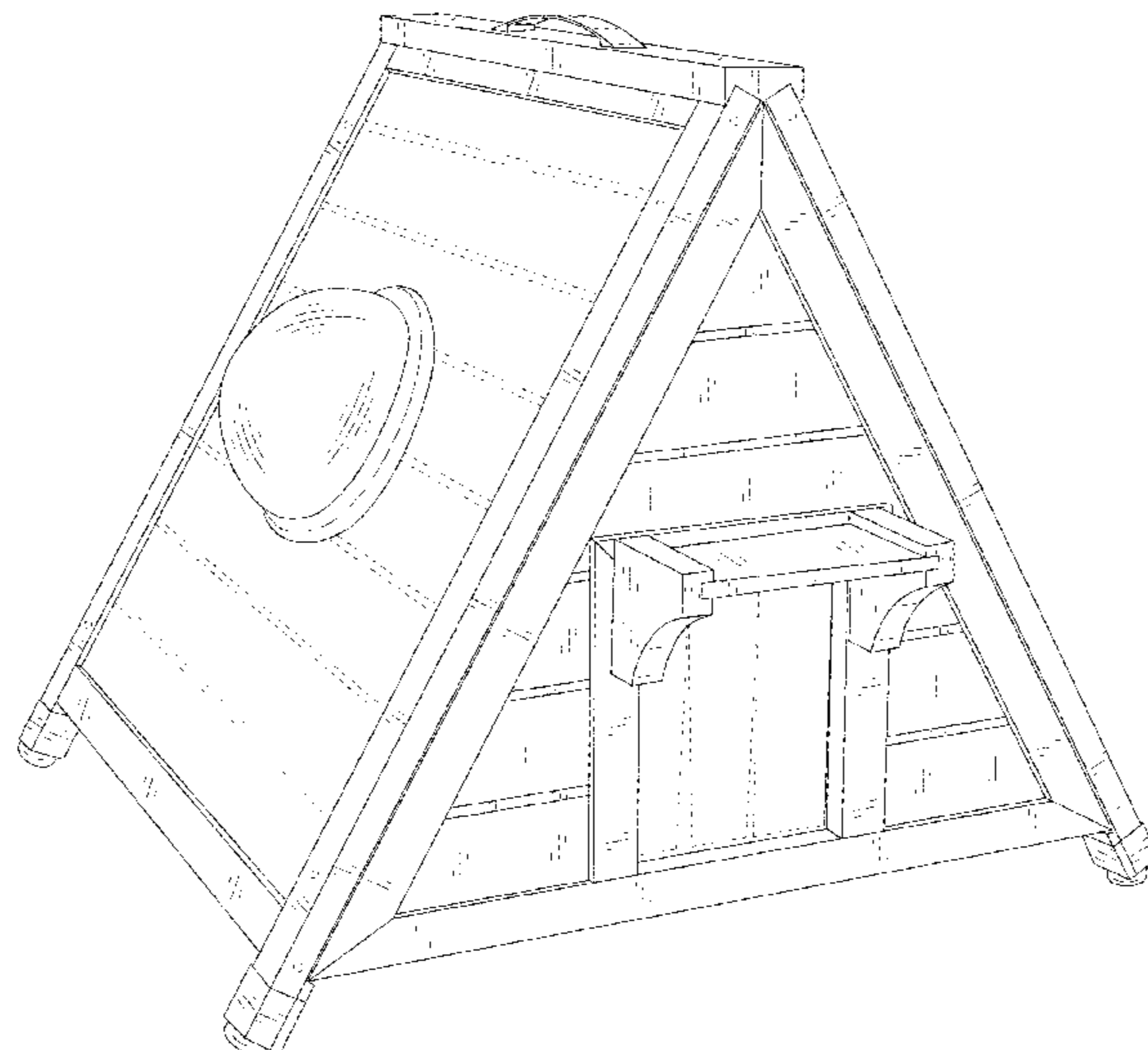
(57) **CLAIM**

I claim the ornamental design for a pet house, as shown and described.

DESCRIPTION

FIG. 1 is a Perspective view of a pet house showing my new design;
FIG. 2 is a Front view thereof;
FIG. 3 is a Back view thereof;
FIG. 4 is a Right-side view thereof;
FIG. 5 is a Left-side view thereof;
FIG. 6 is a Top view thereof; and,
FIG. 7 is a Bottom view thereof.
The broken lines in the drawings depict portions of the pet house that form no part of the claimed design.

1 Claim, 7 Drawing Sheets



(56)

References Cited

U.S. PATENT DOCUMENTS

D668,933 S * 10/2012 Bucci D8/354
D669,644 S * 10/2012 Chang D30/112
D800,393 S * 10/2017 Sarver D30/108
D828,640 S * 9/2018 Comerford D30/108
D830,648 S * 10/2018 Bahr D30/160
D836,849 S * 12/2018 Romaya D30/118
D867,674 S 11/2019 Adam
10,648,193 B2 * 5/2020 Ferrara E04H 15/56
D888,864 S * 6/2020 Eason D21/836
D890,856 S * 7/2020 Huett D21/483

* cited by examiner

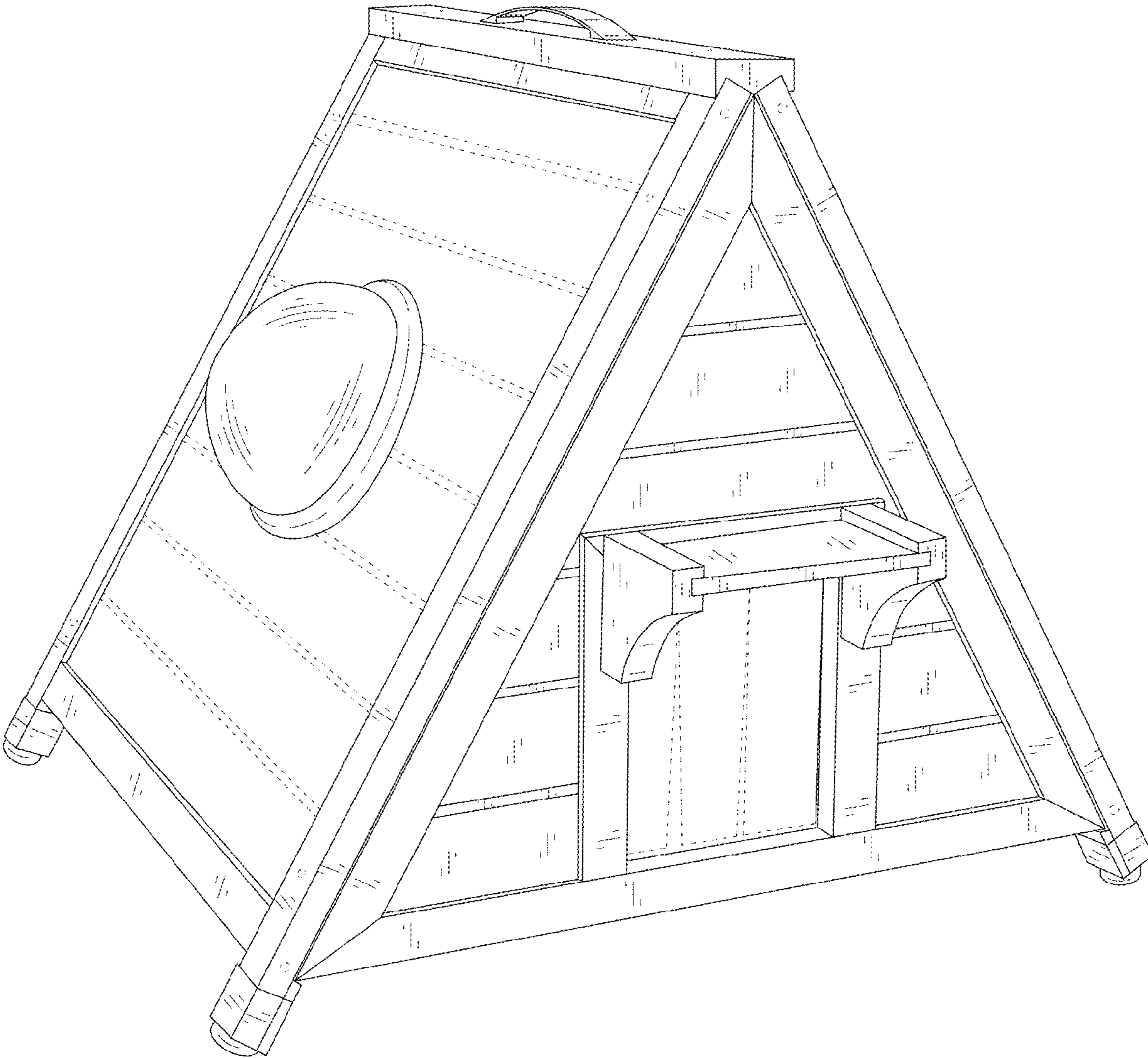


FIG. 1

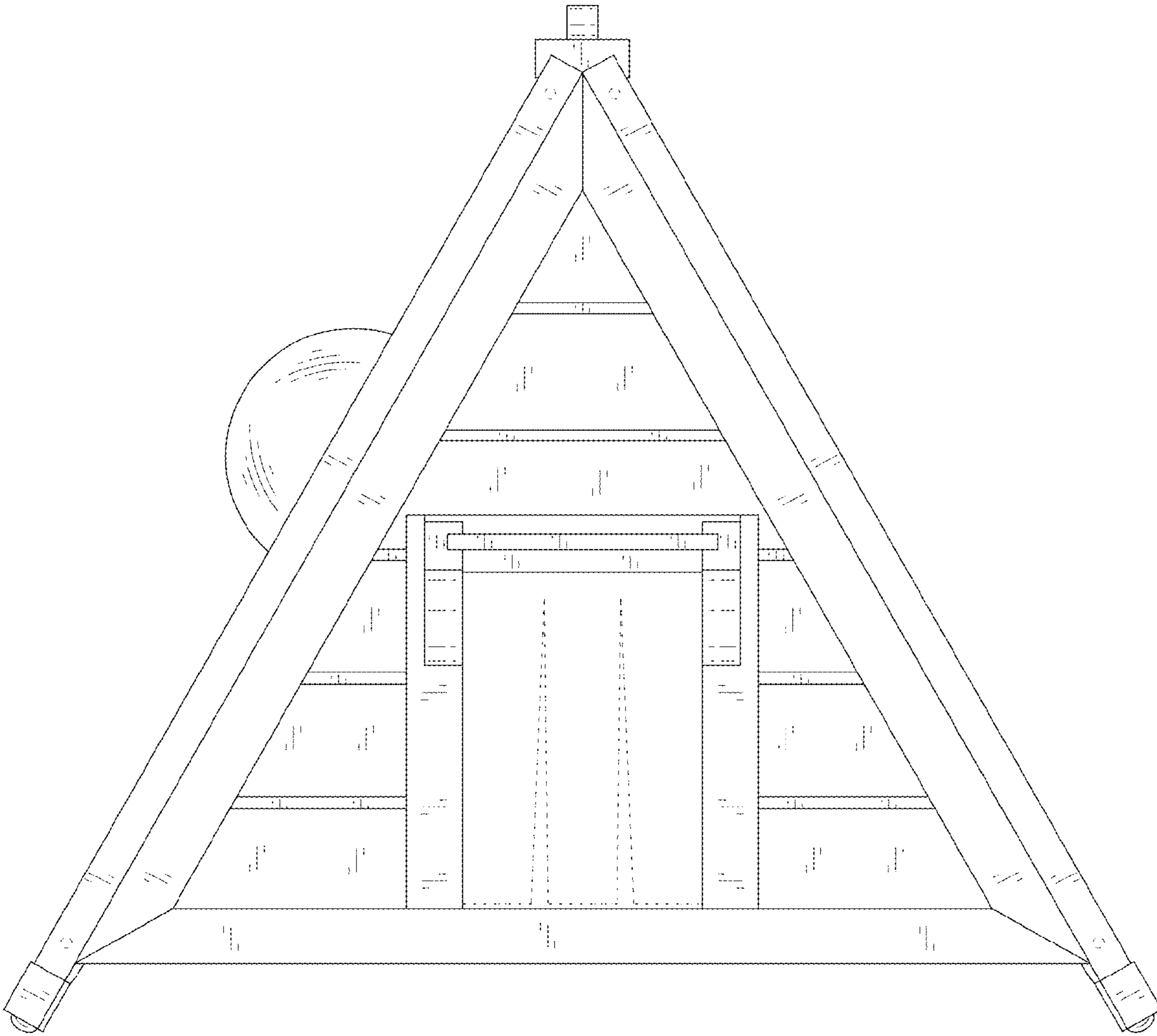


FIG. 2




FIG. 3




FIG. 4

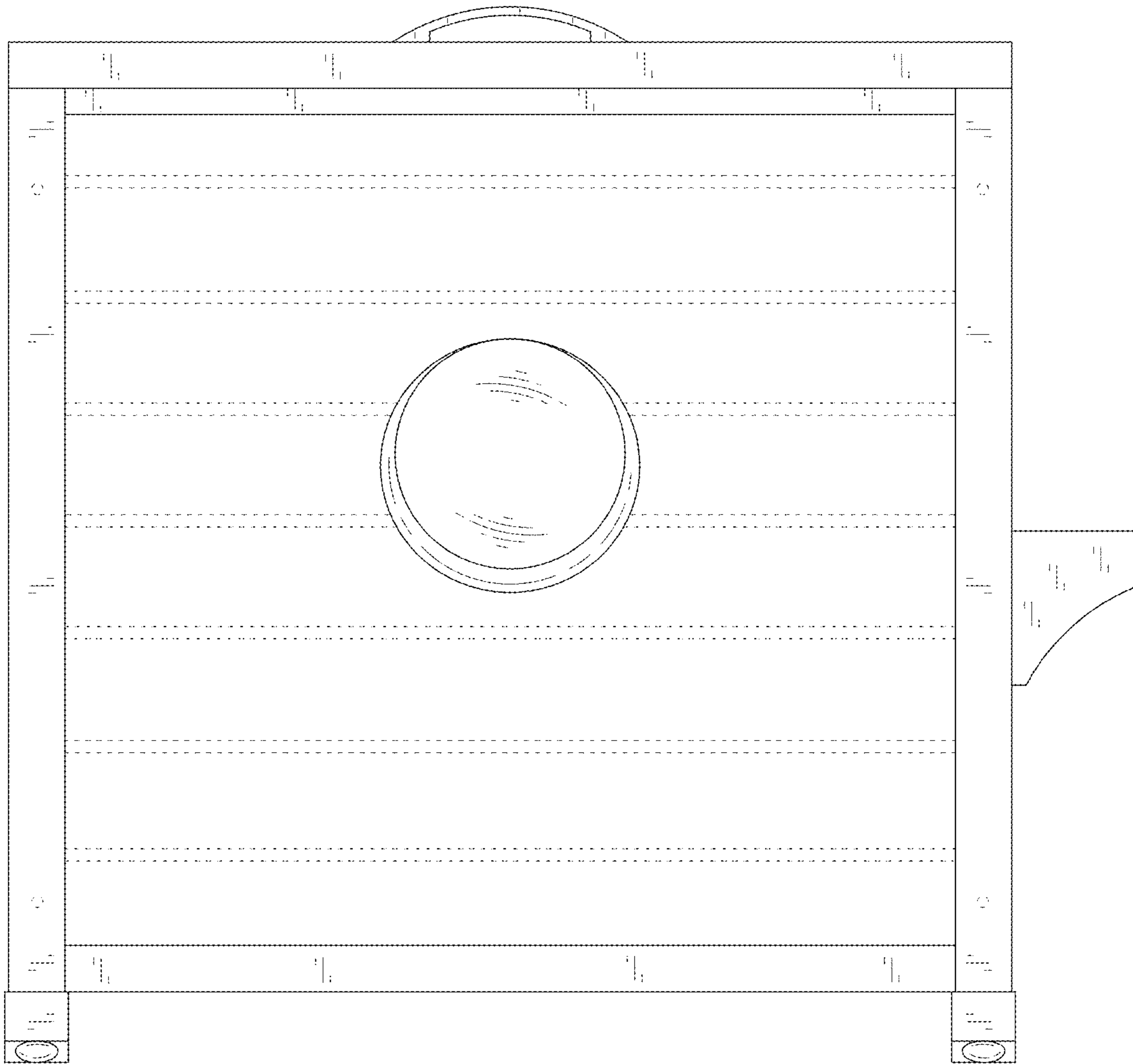


FIG. 5

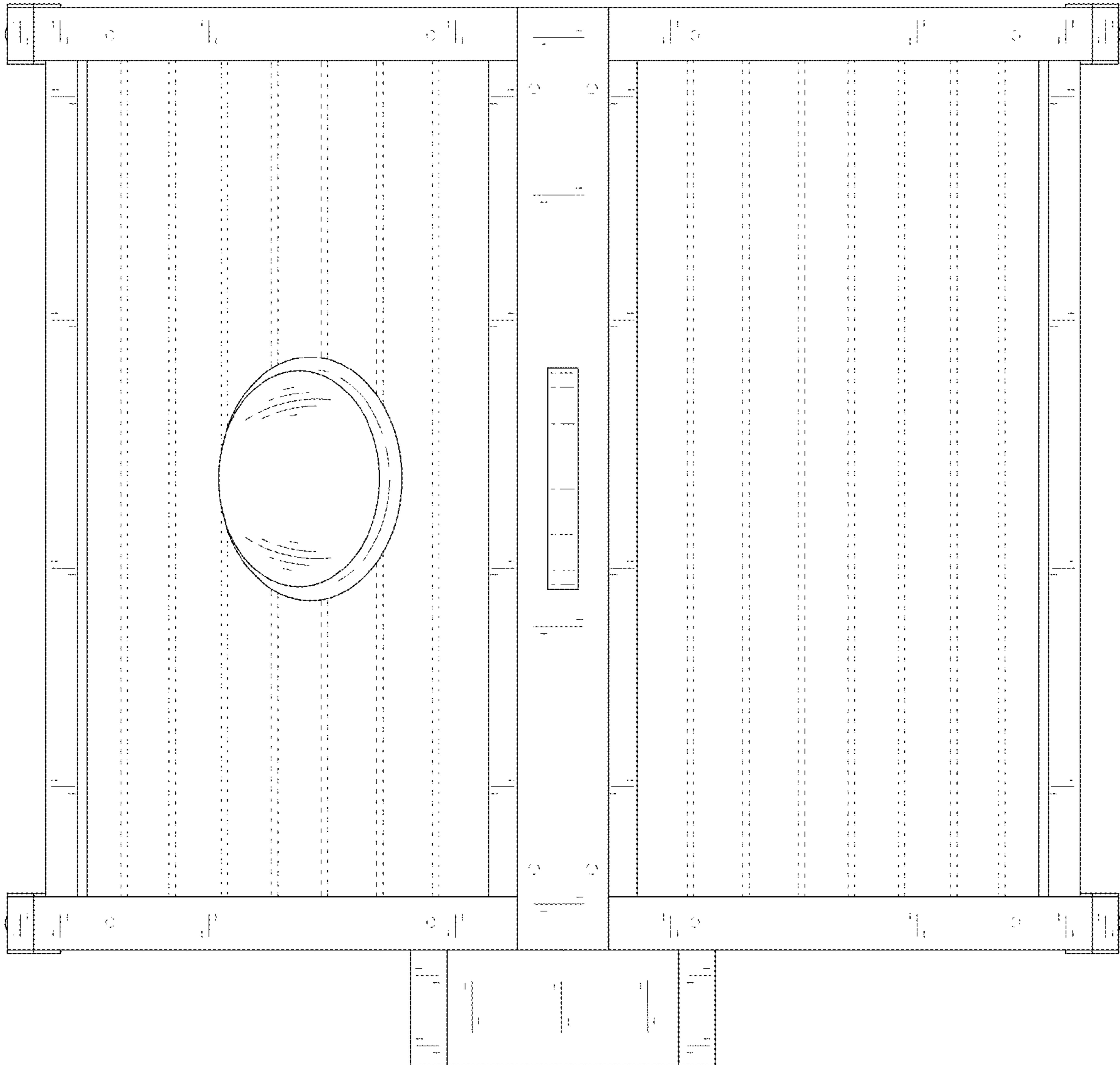


FIG. 6




FIG. 7