



US00D941522S

(12) **United States Design Patent** (10) **Patent No.:** **US D941,522 S**
Castanet et al. (45) **Date of Patent:** **** Jan. 18, 2022**

(54) **CASE**
(71) Applicant: **Carre Technologies Inc.**, Montreal (CA)
(72) Inventors: **Marc Castanet**, Hampstead (CA); **Sylvain Duchesne**, Bromont (CA); **Pierre-Alexandre Fournier**, Montreal (CA); **Robert Katz**, Montreal (CA); **Jean-Francois Roy**, Montreal (CA)
(73) Assignee: **CARRE TECHNOLOGIES INC.**, Montreal (CA)
(**) Term: **15 Years**
(21) Appl. No.: **29/698,822**
(22) Filed: **Jul. 19, 2019**
(51) **LOC (13) Cl.** **27-06**
(52) **U.S. Cl.**
USPC **D27/185**
(58) **Field of Classification Search**
USPC D14/222, 250, 251, 252, 253, 299, 301, D14/302, 308, 313, 345, 356, 361, 388, D14/389, 432, 440; D24/165, 167, 168, D24/185, 187; D3/203.1, 215
CPC A61B 5/02405; A45C 2011/002; A45F 2200/0516; A61M 2205/8256; B60G 2202/00; B60G 2202/40; B60G 2202/41; B60G 2202/412; B60G 2202/413; B60G 2202/42; B60G 2202/422; B60G 2202/424; B60G 2202/43; B60G 2202/442
See application file for complete search history.

D829,209 S * 9/2018 Zheng D14/388
D854,692 S * 7/2019 Nishiyama D24/165
D861,693 S * 10/2019 Ranade D14/432
D888,039 S * 6/2020 Wright D14/250
D888,043 S * 6/2020 Wright D14/250
D888,059 S * 6/2020 Ranade D14/432
D905,856 S * 12/2020 Lint D24/167

(Continued)

FOREIGN PATENT DOCUMENTS

CA 135034 * 12/2010
CA 157693 * 3/2015
GB 2035446 * 11/1993

OTHER PUBLICATIONS

Hexoskin Smart Device, announced © 2021 [online], retrieved Mar. 25, 2021, retrieved from internet, <https://www.hexoskin.com/collections/accessories/products/hexoskin-smart-device>.*

(Continued)

Primary Examiner — Dana K Weiland
Assistant Examiner — Messina L Smith
(74) *Attorney, Agent, or Firm* — Brouillette Legal Inc.; Robert Brouillette

(57) **CLAIM**

The ornamental design for a case, as shown and described.

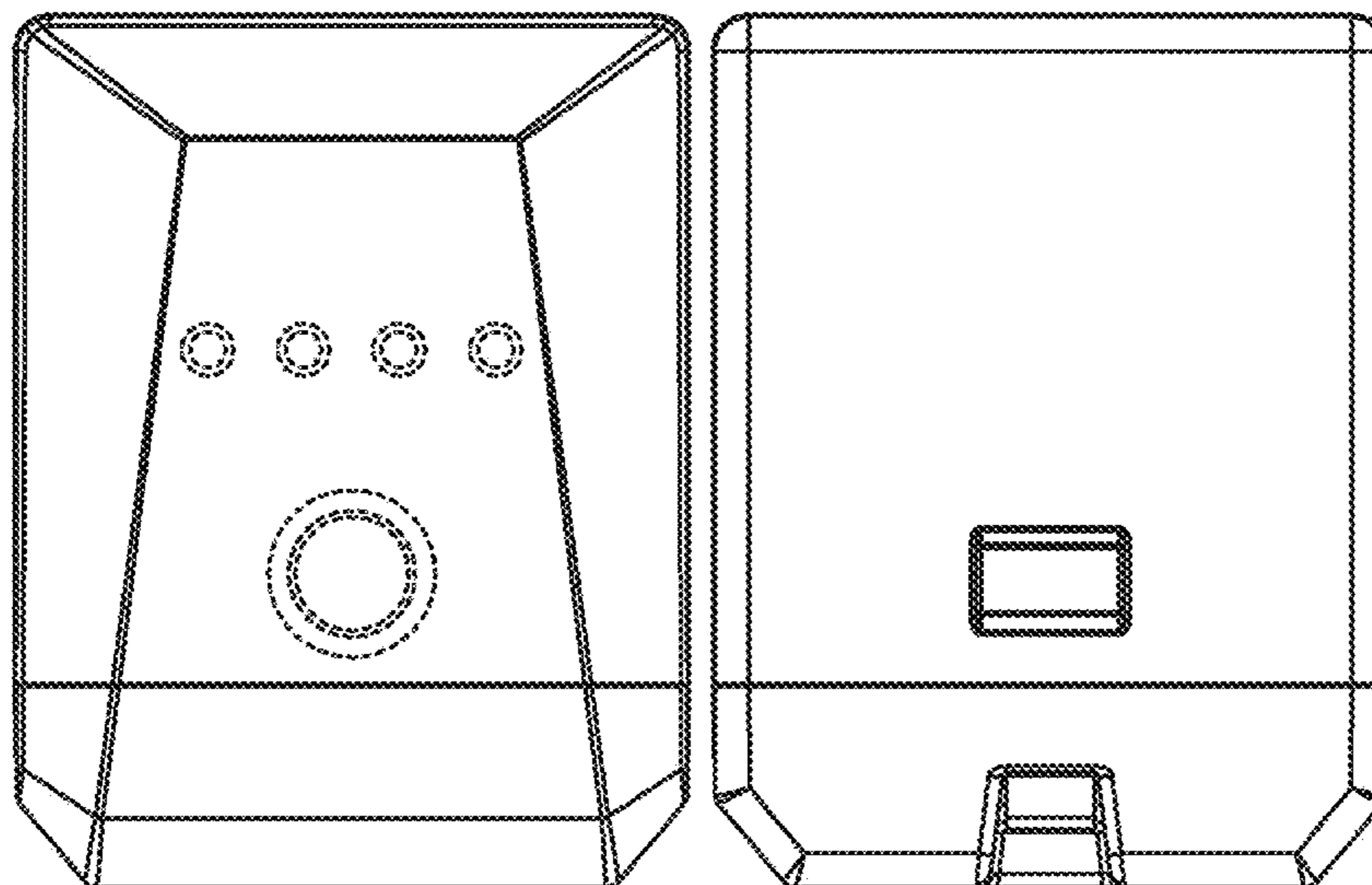
DESCRIPTION

FIG. 1 is a front plan view of a case;
FIG. 2 is a rear plan view of the case;
FIG. 3 is a bottom view of the case;
FIG. 4 is a top view of the case;
FIG. 5 is a left plan view of the case;
FIG. 6 is a right plan view of the case;
FIG. 7 is a front perspective view of the case; and,
FIG. 8 is a rear perspective view of the case.
The broken lines shown on the drawings depict portions of the case that form no part of the claimed design.

1 Claim, 8 Drawing Sheets

(56) **References Cited**
U.S. PATENT DOCUMENTS

D544,515 S * 6/2007 Walter D16/203
D616,009 S * 5/2010 Schnell D16/218
D630,236 S * 1/2011 Lian D16/203
D714,456 S * 9/2014 Lura D24/185



(56)

References Cited

U.S. PATENT DOCUMENTS

D906,845 S * 1/2021 Larsen D10/46
D907,631 S * 1/2021 Shim D14/348
D908,123 S * 1/2021 Shim D14/348
D909,588 S * 2/2021 Hulford D24/185
2004/0201451 A1* 10/2004 Sugimoto B60R 25/406
340/5.62
2015/0047091 A1* 2/2015 Fournier H01R 4/58
2/69
2016/0295312 A1* 10/2016 Merenda A45C 15/00

OTHER PUBLICATIONS

Astronaut Bio-Monitor, announced © 2021 [online], retrieved Mar. 25, 2021, retrieved from internet, <https://katzdesign.com/en/realisation/bio-monitor/>.*

Muscle Oxygen Training, announced May 30, 2019 [online], retrieved Mar. 25, 2021, retrieved from internet, <http://www.muscleoxygentraining.com/2019/05/>.*

SkyTrak Launch Monitor + Metal Case, announced © 2021 [online], retrieved Mar. 25, 2021, retrieved from internet, <https://www.dwquailgolf.com/skytrak-launch-monitor-metal-case/>.*

* cited by examiner

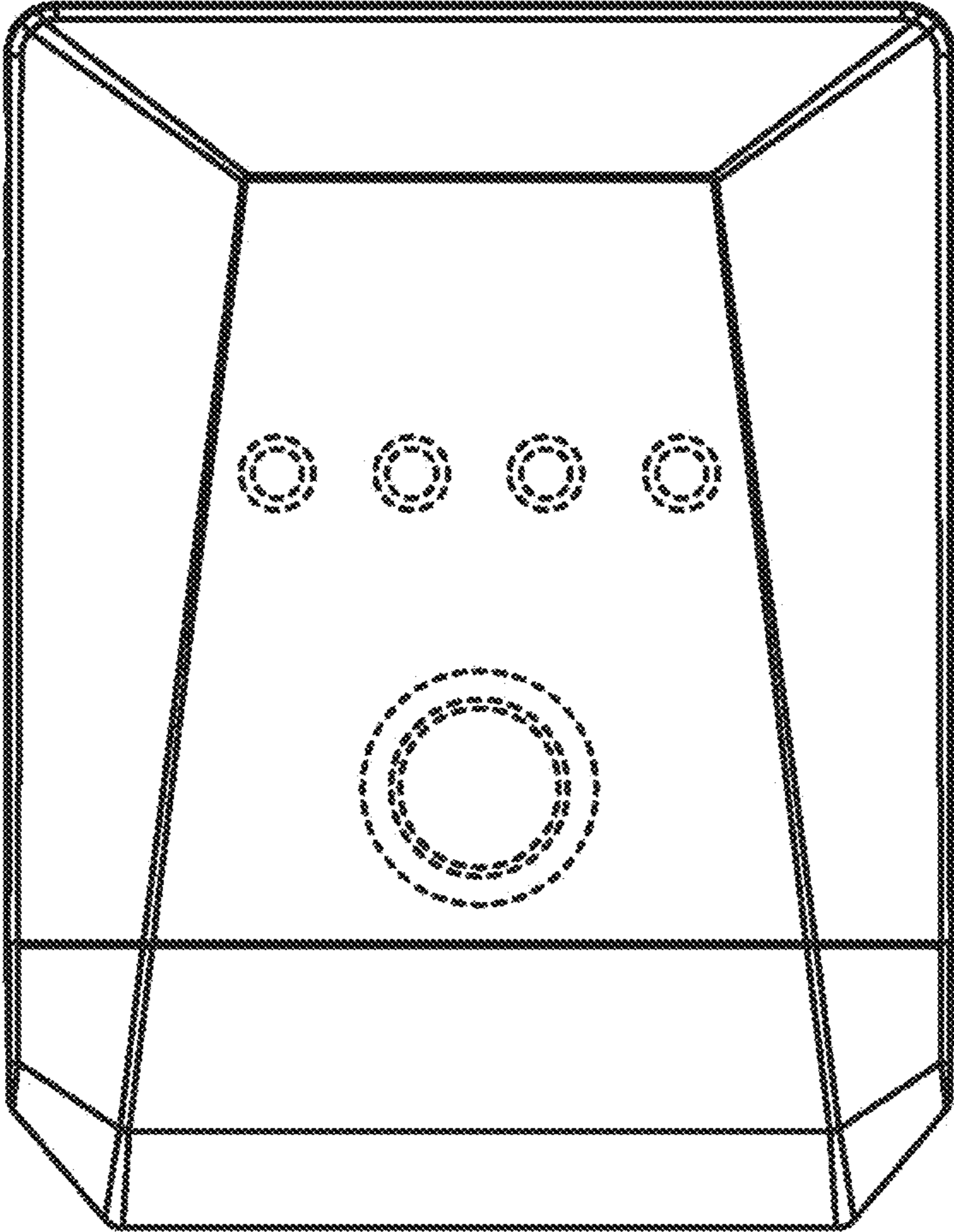


FIG.1

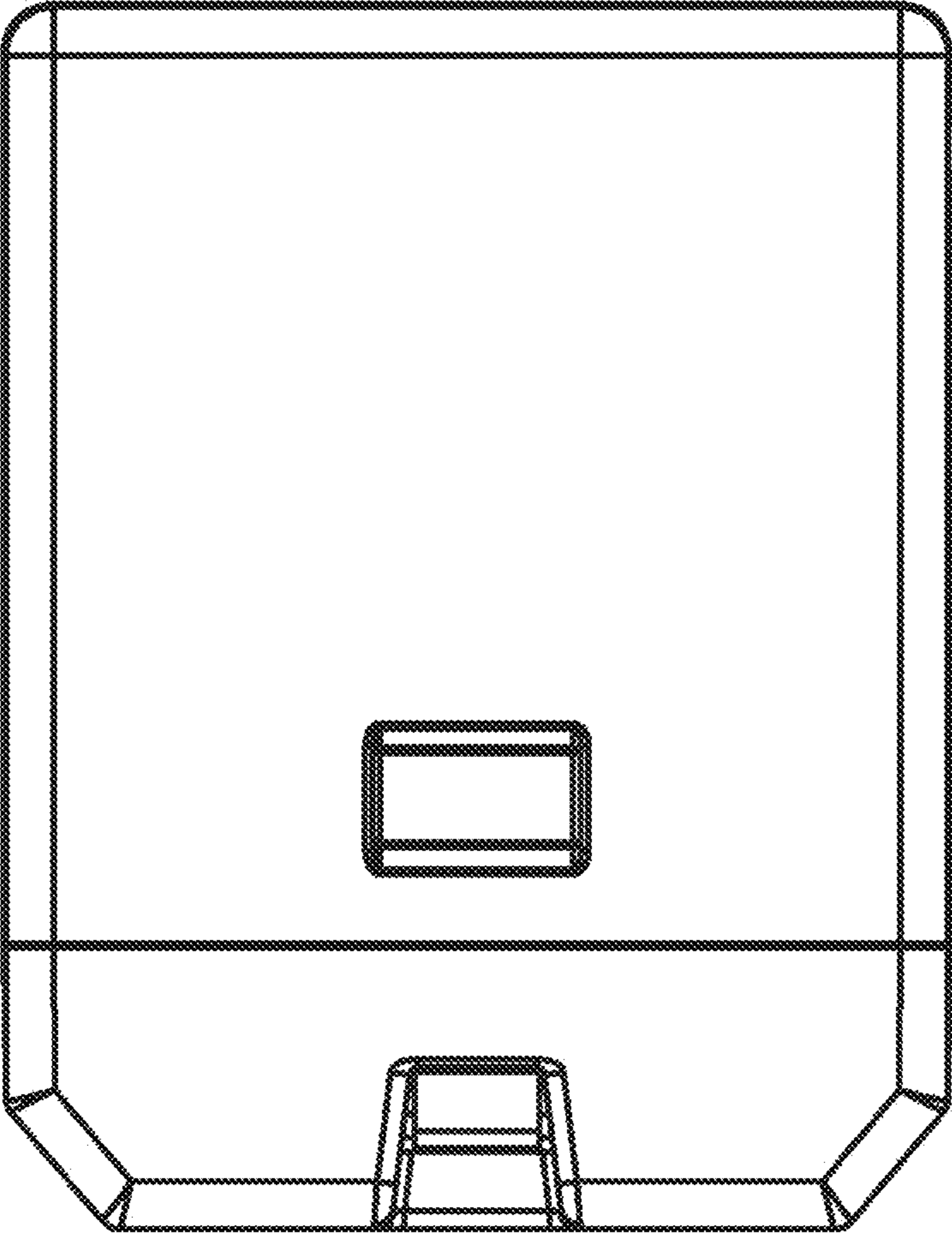


FIG.2

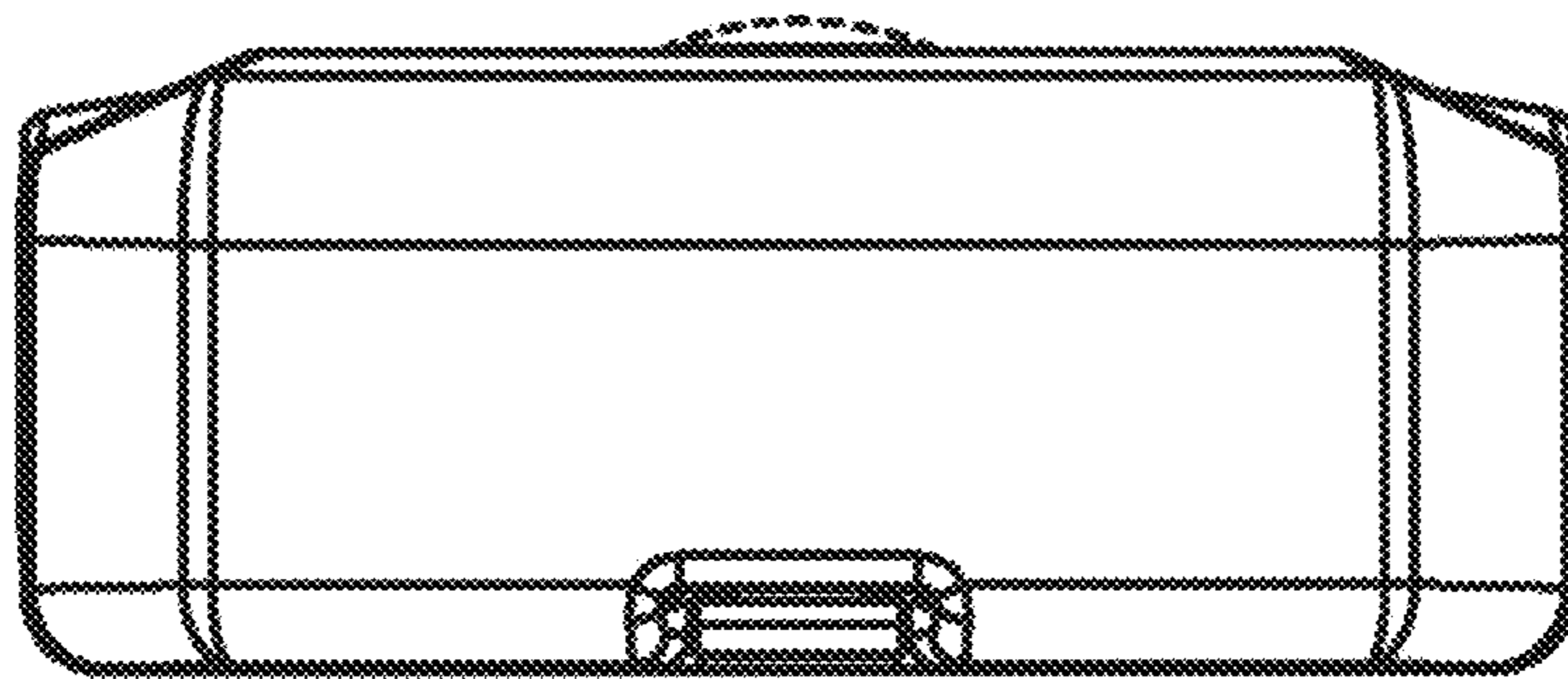


FIG.3

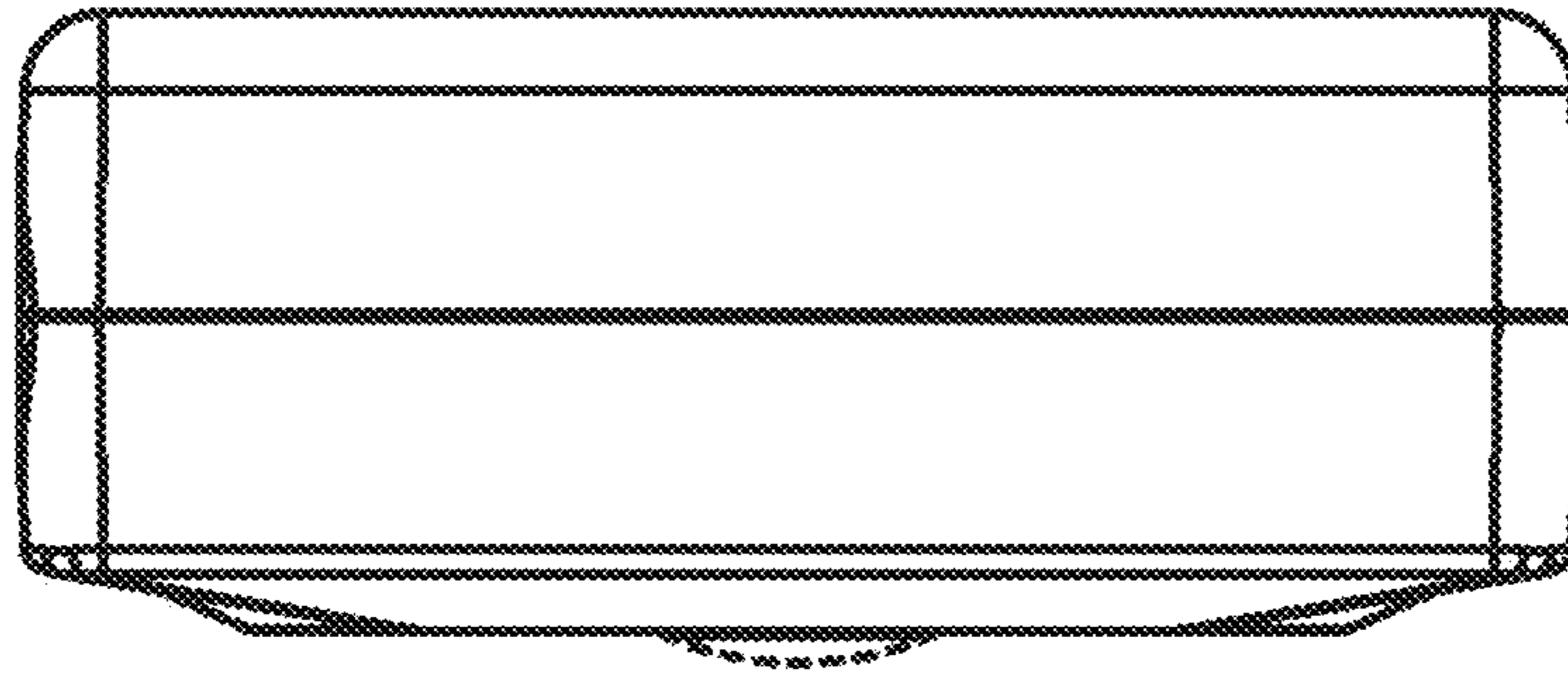


FIG.4




FIG.5




FIG.6

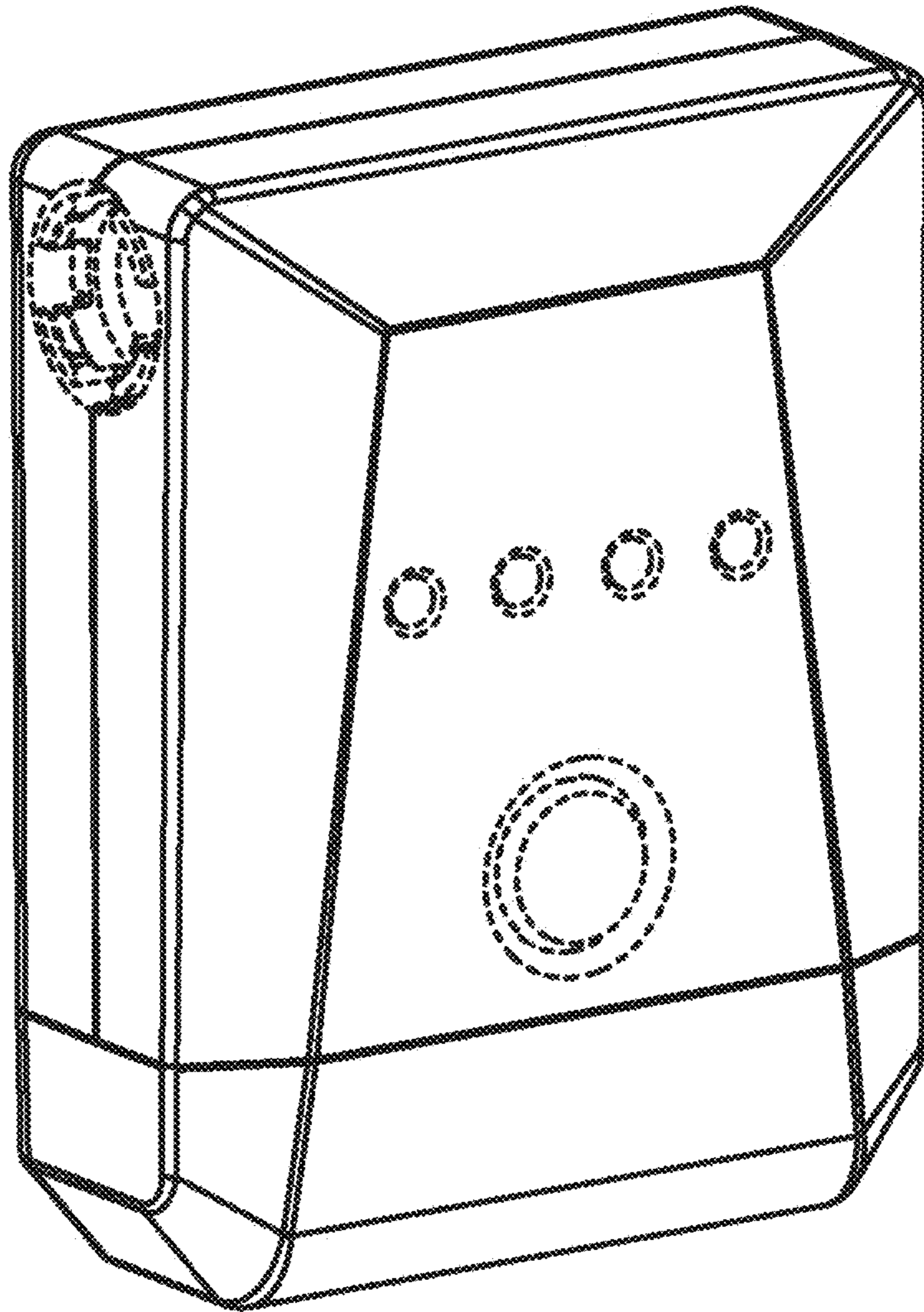


FIG.7

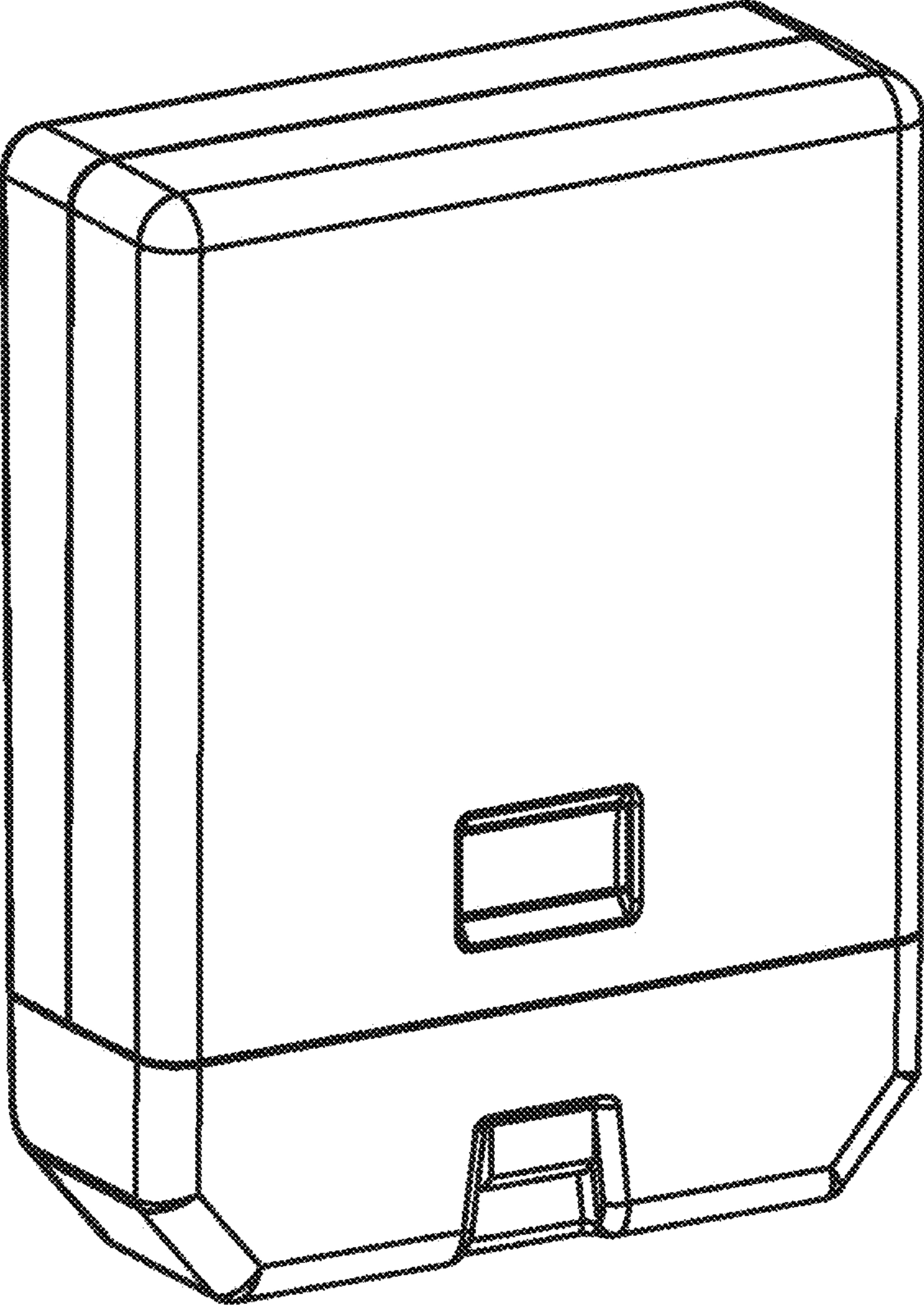


FIG.8