



US00D941510S

(12) **United States Design Patent**  
**Poffler**

(10) **Patent No.:** **US D941,510 S**

(45) **Date of Patent:** **\*\* Jan. 18, 2022**

(54) **LIGHT DEVICE**

(71) Applicant: **Scangrip A/S**, Svendborg (DK)

(72) Inventor: **Nikolaj Kjær Poffler**, Svendborg (DK)

(73) Assignee: **Scangrip A/S**, Svendborg (DK)

(\*\*) Term: **15 Years**

(21) Appl. No.: **29/679,848**

(22) Filed: **Feb. 11, 2019**

(30) **Foreign Application Priority Data**

Sep. 8, 2018 (EM) ..... 005597010-0006

(51) **LOC (13) Cl.** ..... **26-02**

(52) **U.S. Cl.**  
USPC ..... **D26/37**

(58) **Field of Classification Search**

USPC ..... D26/37-51, 63  
CPC ..... F21L 2003/00; F21L 4/00; F21L 4/005;  
F21L 4/02; F21L 4/025; F21L 4/027;  
F21L 4/04; F21L 4/08; F21L 2005/00;  
F21L 7/00; F21L 11/00; F21L 13/00;  
F21L 13/04; F21L 13/08; F21L 14/02;  
F21L 17/00; F21L 19/00; F21L 25/00

See application file for complete search history.

(56) **References Cited**

**U.S. PATENT DOCUMENTS**

D735,387 S \* 7/2015 Bao ..... D26/63  
D750,307 S \* 2/2016 Borring ..... D26/63

D766,481 S \* 9/2016 Lipson ..... D26/63  
D779,092 S \* 2/2017 Xu ..... D26/37  
D779,095 S \* 2/2017 Xu ..... D26/63  
D779,096 S \* 2/2017 Xu ..... D26/63  
D835,315 S \* 12/2018 Zhu ..... D26/44  
D835,820 S \* 12/2018 Zhu ..... D26/44  
D840,071 S \* 2/2019 Yuan ..... D26/37  
D866,027 S \* 11/2019 Cacciabeve ..... D26/37  
D877,948 S \* 3/2020 Thompson ..... D26/37

\* cited by examiner

*Primary Examiner* — Michelle E. Wilson

(74) *Attorney, Agent, or Firm* — Berg Hill Greenleaf  
Ruscitti LLP


(57) **CLAIM**

I claim the ornamental design for the light device, as shown and described.

**DESCRIPTION**

FIG. 1 is a front perspective view of the light device;  
FIG. 2 is a front elevation view thereof;  
FIG. 3 is a rear elevation view thereof;  
FIG. 4 is a right side view thereof;  
FIG. 5 is a left side view thereof;  
FIG. 6 is a top plan view thereof; and,  
FIG. 7 is a bottom plan view thereof.  
The broken lines show portions of the article which form no part of the claimed design.

**1 Claim, 7 Drawing Sheets**






FIG. 1




FIG. 2

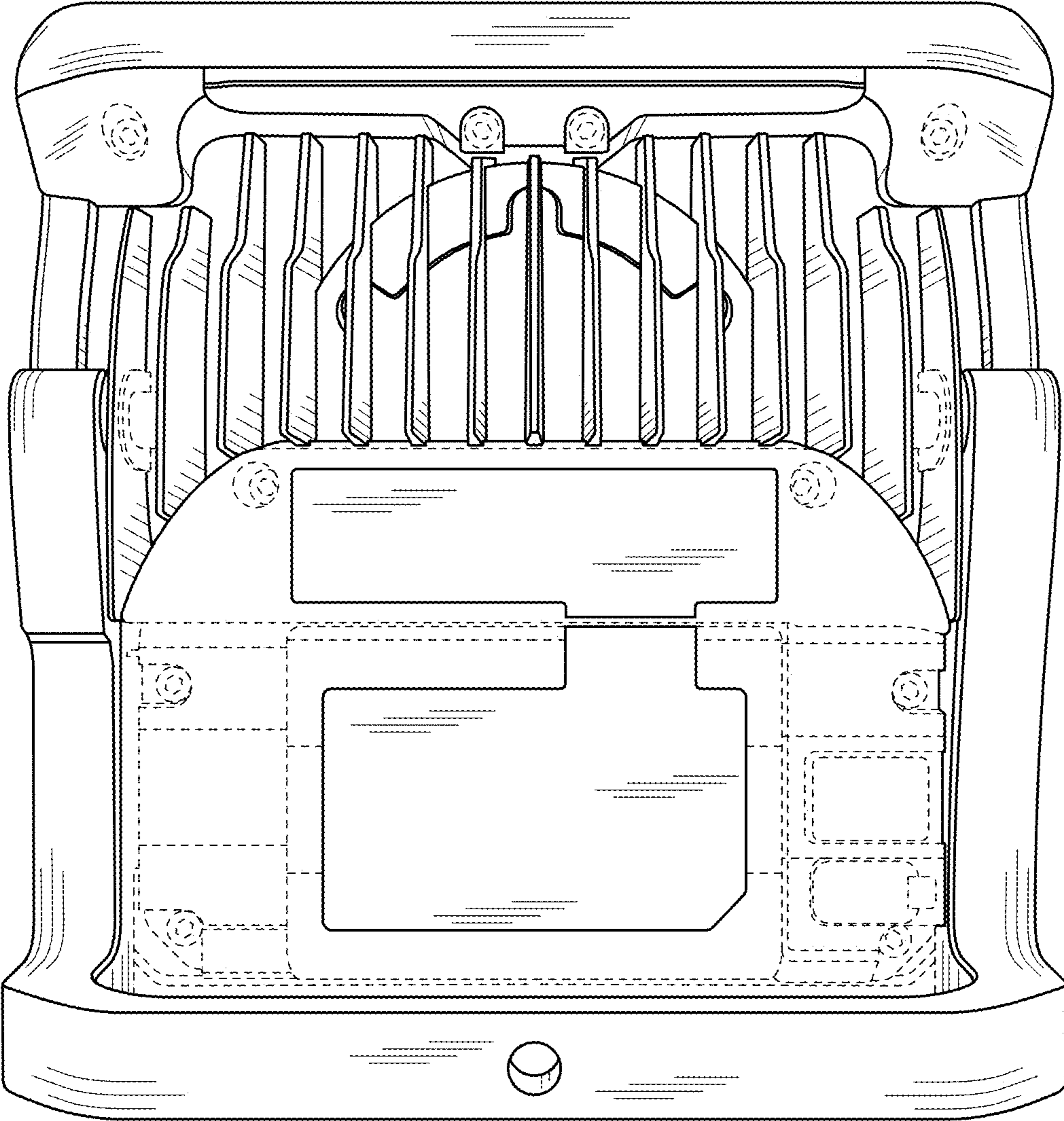


FIG. 3

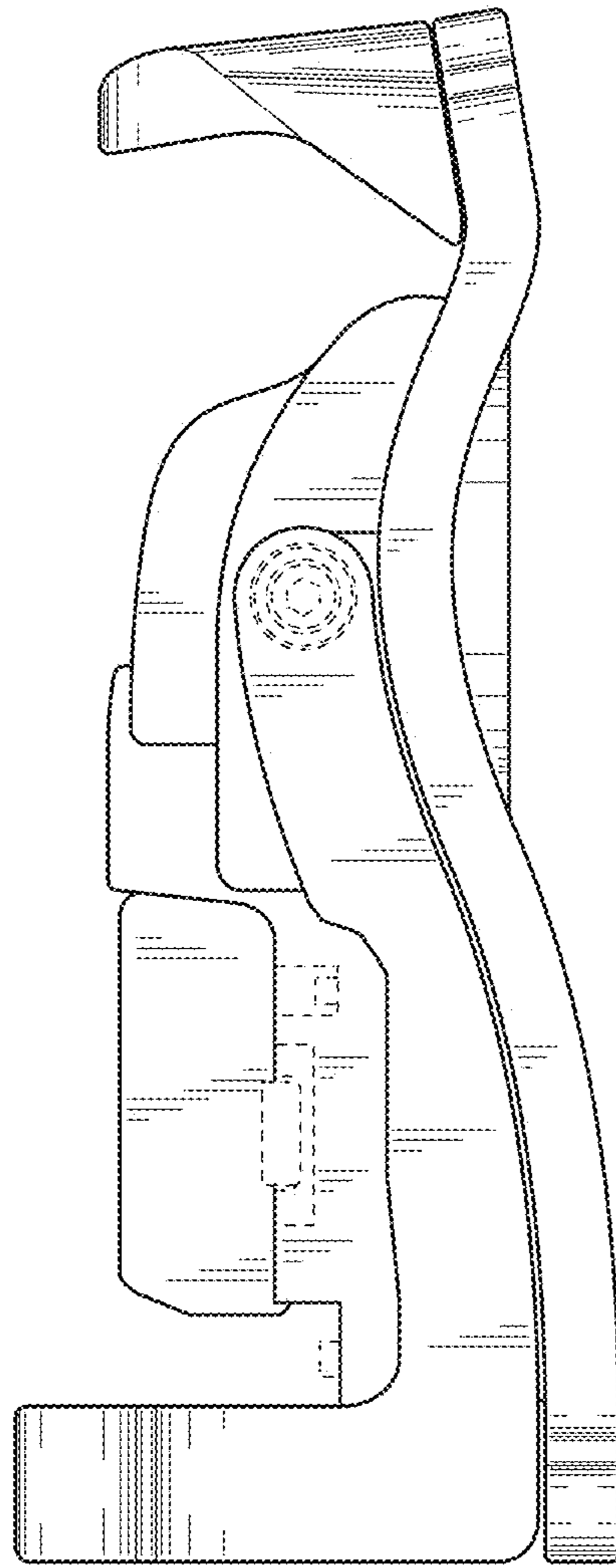


FIG. 4

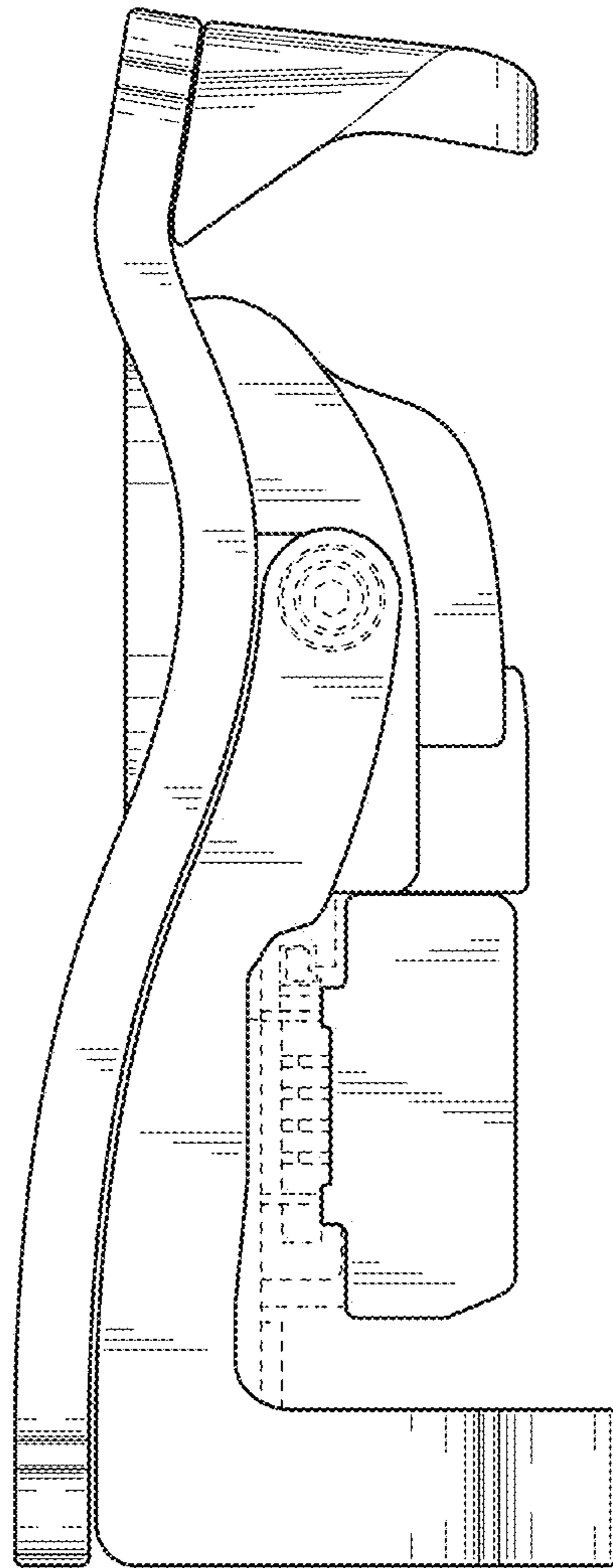


FIG. 5

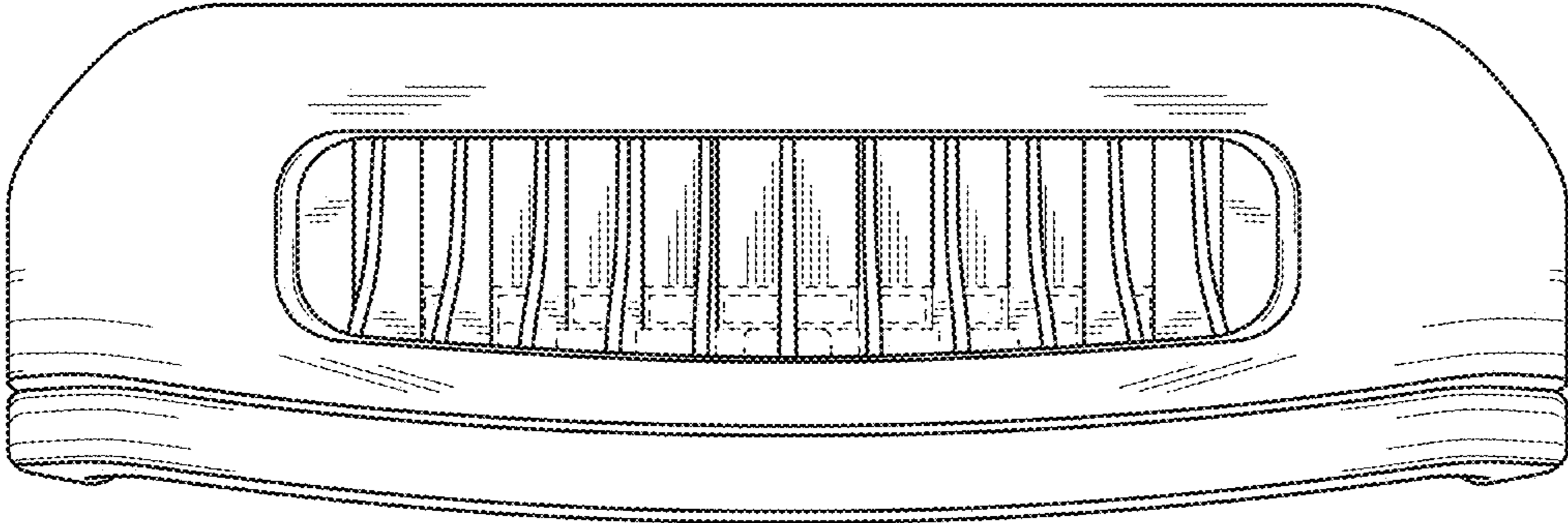


FIG. 6

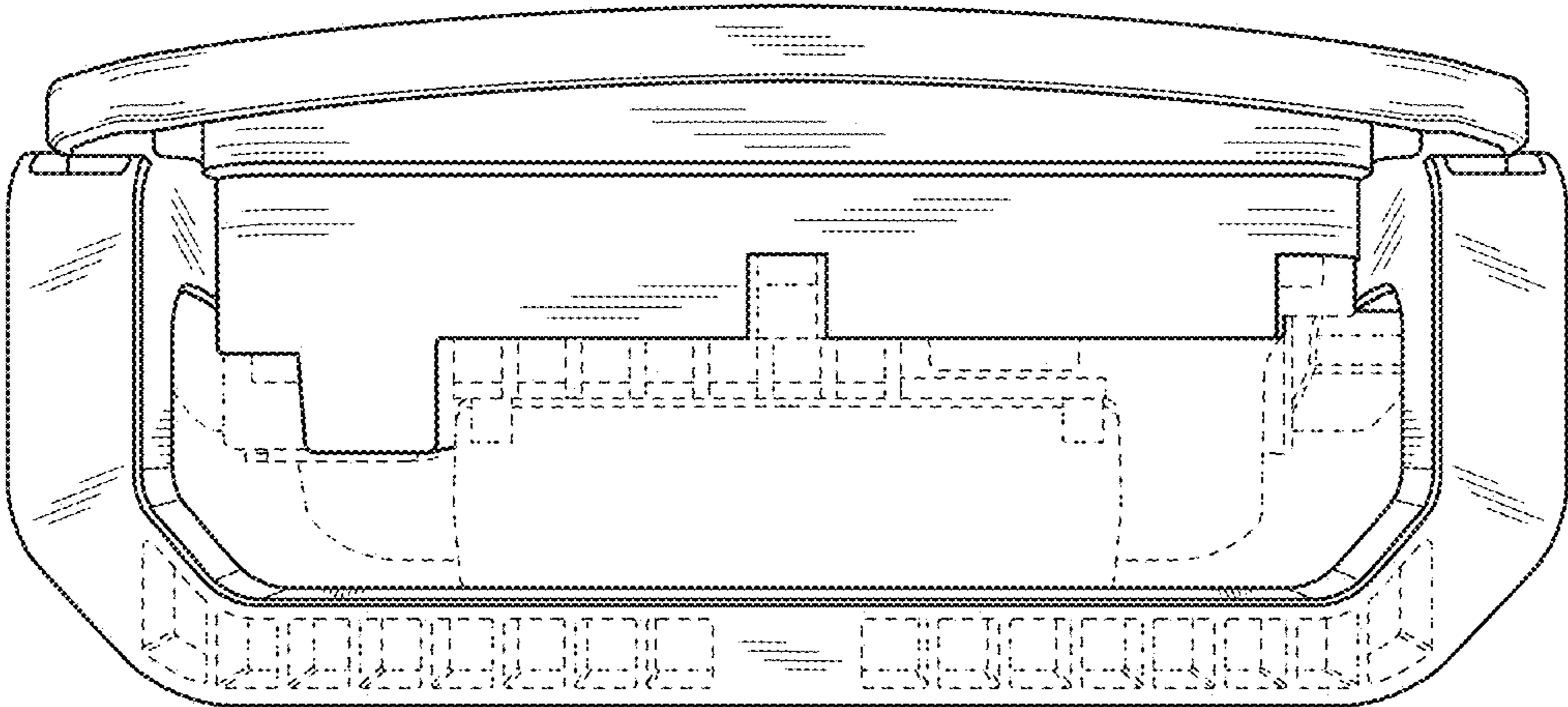


FIG. 7