



US00D941498S

(12) **United States Design Patent**  
**Iverson**

(10) **Patent No.:** **US D941,498 S**  
(45) **Date of Patent:** **\*\* Jan. 18, 2022**

(54) **COMPOSITE T-SHAPED IN-LINE DOWELL REINFORCED WOOD STUD FOR BUILDINGS**

(71) Applicant: **Brian Iverson**, Ham Lake, MN (US)

(72) Inventor: **Brian Iverson**, Ham Lake, MN (US)

(73) Assignee: **Roosevelt Energy, Inc.**, Ham Lake, MN (US)

(\*\*) Term: **15 Years**

(21) Appl. No.: **29/714,852**

(22) Filed: **Nov. 26, 2019**

(51) **LOC (13) Cl.** ..... **25-01**

(52) **U.S. Cl.**  
USPC ..... **D25/126**

(58) **Field of Classification Search**  
USPC ..... D25/119, 125, 126, 127, 128, 129, 130, D25/131, 132, 133, 134, 135, 136, 61, D25/164; D8/45, 71, 394-396, 349, 354, D8/355; D15/135, 136, 138  
CPC ..... E04B 9/068; E04B 1/19; E04B 1/1903; E04B 1/24; E04B 1/2403; E04B 1/40; E04B 2001/2415; E04B 2001/2421; E04B 2001/2451; E04B 1/161; E04B 2002/8694; E04B 2/845; E04B 1/26; E04B 2001/2472; E04B 2001/249; E04B 1/486; E04C 3/07; E04C 2003/046; E04C 3/04; E04C 3/06; E04C 2/34; E04C 2003/0486; E04C 2003/0491; E04H 12/2269; E04H 12/24; E04H 15/34; E04H 17/1421; E04H 12/00; B60K 25/08; C21D 1/42; C21D 1/667; C21D 9/0062; C21D 9/40; F16D 11/14;  
(Continued)

(56) **References Cited**

U.S. PATENT DOCUMENTS

1,219,840 A \* 3/1917 Monrath ..... E04G 11/22  
425/213  
1,911,018 A \* 5/1933 Goeltz ..... E04C 5/06  
52/648.1

(Continued)

FOREIGN PATENT DOCUMENTS

EP 1705305 9/2006  
RU 86608 U1 9/2009

(Continued)

OTHER PUBLICATIONS

Betzwood Associated PC, "5 Proven Ways to Optimize Framing," <http://www.betzwood.com/2012/08/09/optimize-framing/>, pp. 1-7.

(Continued)

*Primary Examiner* — Samantha Q Lawrence

(74) *Attorney, Agent, or Firm* — Taft Stettinius & Hollister LLP; Gerald E. Helget

(57) **CLAIM**

The ornamental design for a composite T-shaped in-line dowell reinforced wood stud for buildings, as shown and described.

**DESCRIPTION**

FIG. 1 is a front perspective view showing my new design for a composite T-shaped in-line dowell reinforced wood stud for buildings;

FIG. 2 is a right side elevational view;

FIG. 3 is a front elevational view;

FIG. 4 is a left side elevational view;

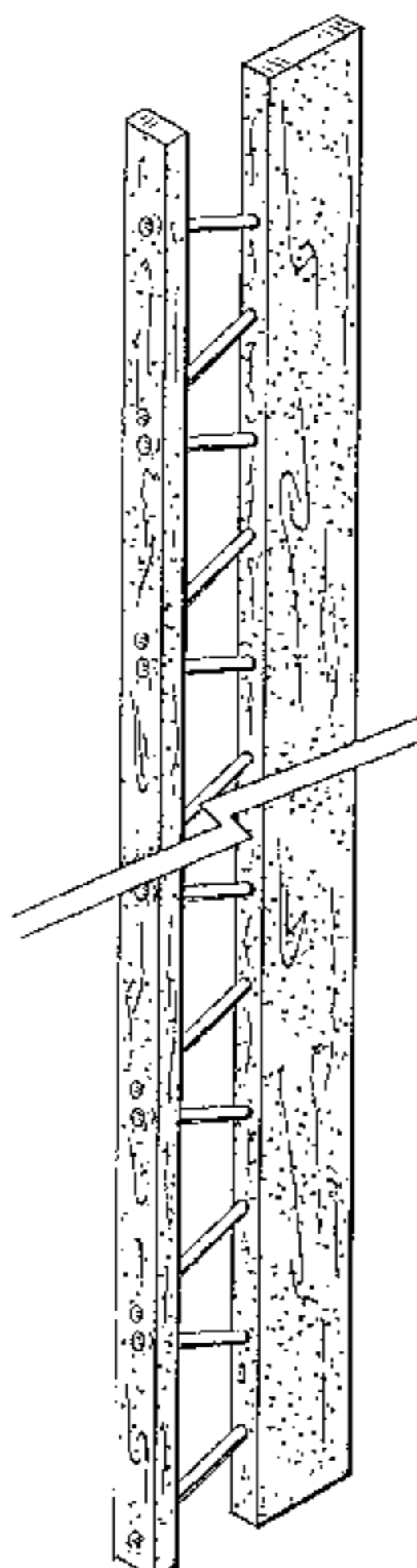
FIG. 5 is a rear elevational view;

FIG. 6 is a top plan view; and,

FIG. 7 is a bottom plan view.

The composite T-shaped in-line dowell reinforced wood stud for buildings is shown with a symbolic break in its length. The appearance of any portion of the article between the break lines forms no part of the claimed design.

**1 Claim, 2 Drawing Sheets**



# US D941,498 S

(58) **Field of Classification Search**  
 CPC . F16D 15/00; F16D 1/101; F16D 1/12; H05B  
 6/101; H05B 6/109; H05B 6/36; H05B  
 6/42; H05B 6/44; Y02P 10/25; H01Q  
 1/42

See application file for complete search history.

(56) **References Cited**

U.S. PATENT DOCUMENTS

3,559,355	A *	2/1971	Day .....	E04B 1/161 52/251
4,224,774	A	9/1980	Petersen	
4,329,827	A	5/1982	Thorn	
4,578,909	A	4/1986	Henley et al.	
4,578,914	A	4/1986	Staples	
4,671,032	A	6/1987	Reynolds	
4,720,948	A	1/1988	Henley et al.	
4,852,310	A	8/1989	Henley et al.	
4,852,322	A	8/1989	McDermid	
4,937,122	A	6/1990	Talbert	
5,209,036	A	5/1993	Cancillari	
5,609,006	A	3/1997	Boyer	
5,617,693	A	4/1997	Hefner	
5,720,144	A	2/1998	Knudson et al.	
6,052,953	A *	4/2000	Jewell .....	E04B 1/24 52/639
6,073,413	A *	6/2000	Tongiatama .....	E04B 1/26 52/693
6,125,608	A	10/2000	Charlson	
6,314,696	B2 *	11/2001	Fust, III .....	E04B 2/8652 52/309.8
6,378,260	B1 *	4/2002	Williamson .....	E04B 2/8617 52/309.12
7,185,471	B2 *	3/2007	Schmerber .....	E04C 3/17 156/331.7
7,574,837	B2	8/2009	Hagen, Jr. et al.	
7,743,578	B2	6/2010	Edmondson	
7,866,112	B2	1/2011	Edmondson	
8,424,266	B2	4/2013	Edmondson	
8,516,778	B1	8/2013	Wilkens	
8,793,948	B2	8/2014	Beattie	

8,820,034	B1	9/2014	Watts et al.	
9,103,113	B2	8/2015	Lockhart	
9,604,428	B2	3/2017	Walker	
9,677,264	B2	6/2017	Iverson	
D796,063	S *	8/2017	Dettbarn .....	D25/61
9,783,985	B2	10/2017	Iverson	
10,253,499	B2 *	4/2019	Hercus .....	E04C 3/16
D872,875	S *	1/2020	Dettbarn .....	D25/61
10,584,475	B1 *	3/2020	Idd .....	E04B 1/165
10,731,332	B1 *	8/2020	Iverson .....	E04B 2/7412
D895,157	S *	9/2020	Oldroyd .....	D25/128
D896,401	S *	9/2020	Oldroyd .....	D25/128
2005/0050847	A1	3/2005	Lott	
2005/0183367	A1	8/2005	Lembo	
2006/0236652	A1	10/2006	Kismarton	
2006/0254197	A1	11/2006	Tiberi et al.	
2007/0130866	A1	6/2007	Lott	
2007/0227095	A1	10/2007	Hubbe	
2007/0283661	A1	12/2007	Daniels	
2008/0196349	A1 *	8/2008	Gonzalez .....	E04B 2/845 52/653.1
2008/0245030	A1	10/2008	Sieber	
2010/0037542	A1	2/2010	Tiberi et al.	
2010/0236172	A1	9/2010	Wirth	
2010/0300037	A1	12/2010	Turner et al.	
2011/0107693	A1	5/2011	Haskell	
2011/0239573	A1	10/2011	Lockhart	
2012/0011793	A1	1/2012	Clark et al.	
2016/0289968	A1	10/2016	De Waal	
2016/0356044	A1	12/2016	Thompson	

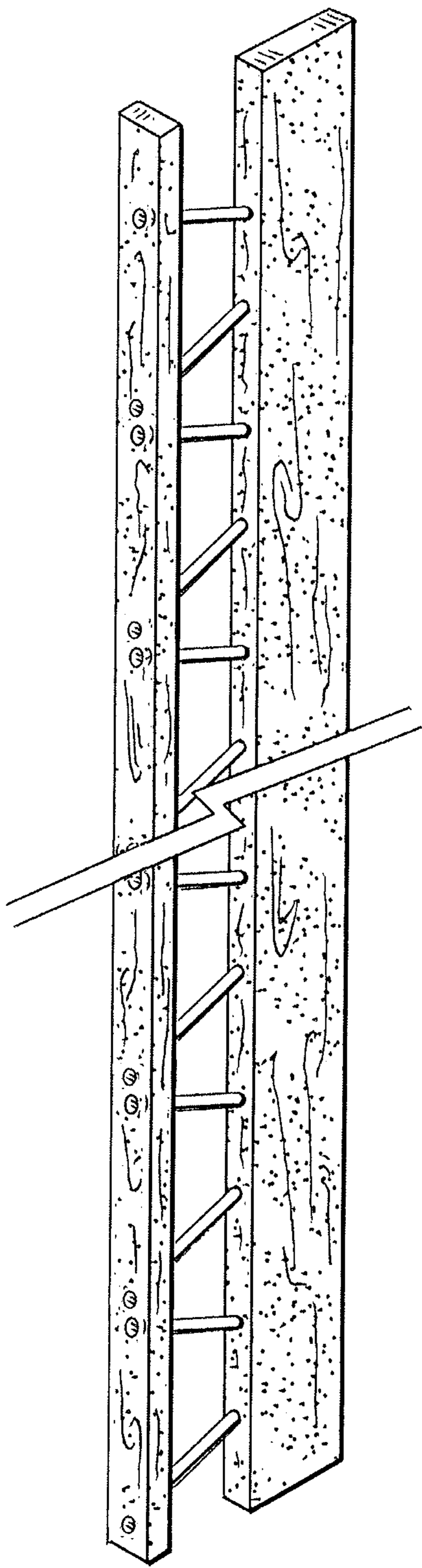
FOREIGN PATENT DOCUMENTS

WO	2014197972	12/2014
WO	2017011121	1/2017

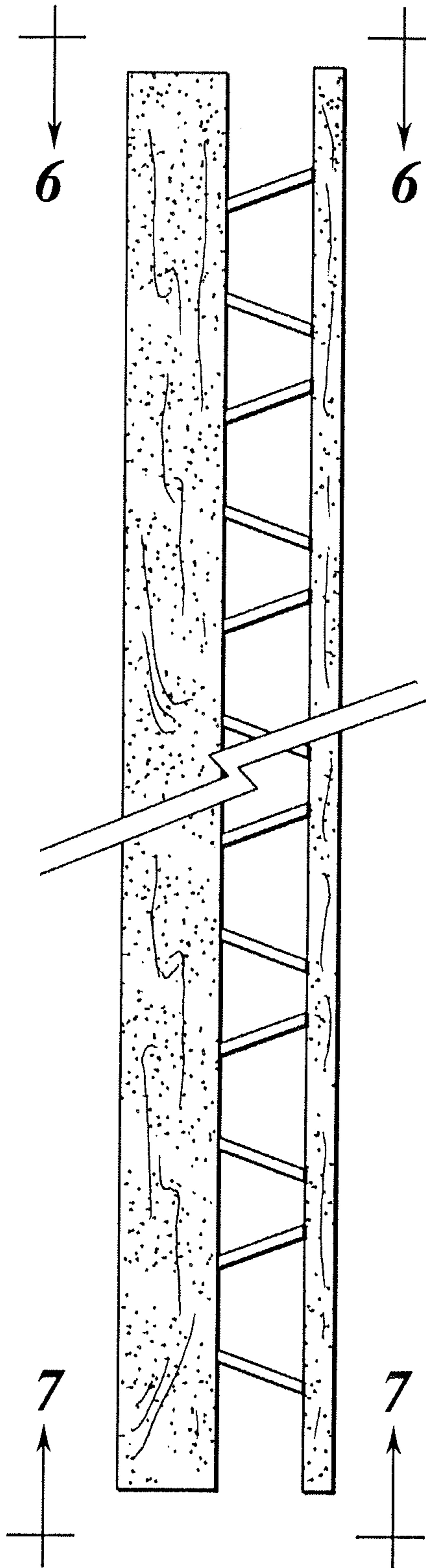
OTHER PUBLICATIONS

International Search Report and Written Opinion of PCT/US2016/037357, dated Sep. 8, 2016.  
 Extended European Search Report for Application No. 16824858.1, dated Apr. 1, 2019, 9 pages.

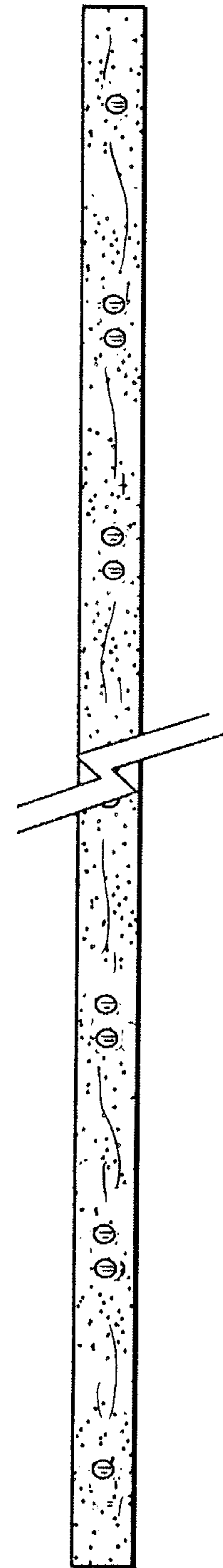
\* cited by examiner



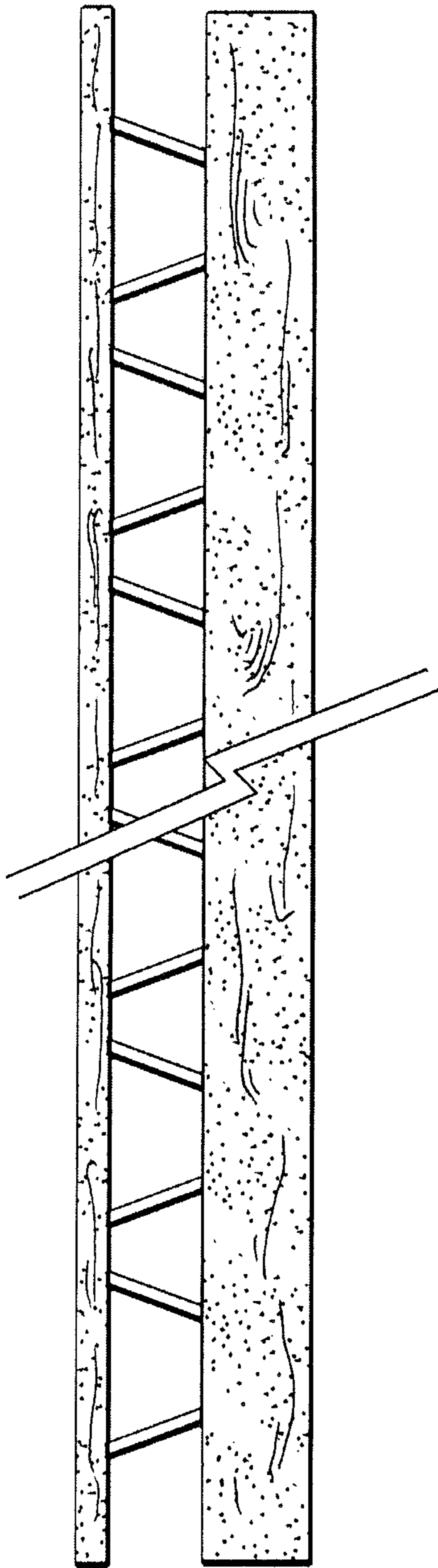
*Fig. 1*



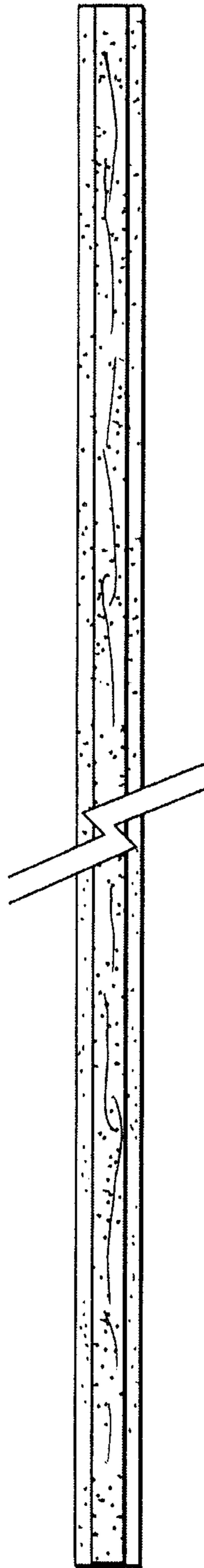
*Fig. 2*



*Fig. 3*



*Fig. 4*



*Fig. 5*



*Fig. 6*



*Fig. 7*