



US00D941494S

(12) **United States Design Patent** (10) **Patent No.:** **US D941,494 S**
Su (45) **Date of Patent:** **** *Jan. 18, 2022**

(54) **GATE**
(71) Applicant: **EASYBABY PRODUCTS, INC.**,
Dallas, TX (US)
(72) Inventor: **Shuicai Su**, Jiangxi (CN)
(73) Assignee: **EASYBABY PRODUCTS, INC.**,
Dallas, TX (US)
(*) Notice: This patent is subject to a terminal disclaimer.
(**) Term: **15 Years**
(21) Appl. No.: **29/718,220**
(22) Filed: **Dec. 21, 2019**
(51) **LOC (13) Cl.** **25-02**
(52) **U.S. Cl.**
USPC **D25/48.4**
(58) **Field of Classification Search**
USPC D25/38.1, 39, 48.1, 48.4, 48.5, 48.8
CPC E06B 9/08; E06B 9/60; E06B 9/80; E06B
2009/002; E06B 11/027; E06B 11/04
See application file for complete search history.

(56) **References Cited**
U.S. PATENT DOCUMENTS
6,375,165 B1 * 4/2002 Sherratt E06B 9/0692
256/1
D620,129 S * 7/2010 Lundh D25/48.5
D621,957 S * 8/2010 Lundh D25/48.5
D656,623 S * 3/2012 Emrey D25/48.4
8,191,604 B2 * 6/2012 Wang E06B 9/0692
160/296
D666,307 S * 8/2012 Lundh D25/48.1
8,881,787 B2 * 11/2014 Wang E06B 9/13
160/24
2008/0121352 A1 * 5/2008 Cheng E06B 9/08
160/238

2008/0121354 A1 * 5/2008 Cheng E06B 9/80
160/290.1
2013/0299101 A1 * 11/2013 Wang E06B 9/13
160/303
2018/0044982 A1 * 2/2018 Wang E06B 9/08
2019/0078382 A1 * 3/2019 Wang E06B 9/08
2019/0178028 A1 * 6/2019 Michalczyk E06B 11/027
2019/0218854 A1 * 7/2019 Fusco E06B 9/08
2020/0080372 A1 * 3/2020 Hsu E06B 9/60
(Continued)

FOREIGN PATENT DOCUMENTS

CN 306183953 * 11/2020
EM 001867961-0001 * 11/2013
EM 002558254-0001 * 12/2014
(Continued)

OTHER PUBLICATIONS

2738 instruction manual no bleed v3 <https://secure.img1-fg.wfcdn.com/docresources/0/183/1839299.pdf> Oct. 3, 2019 (Year: 2019).*
(Continued)

Primary Examiner — Leanne Was-Englehart

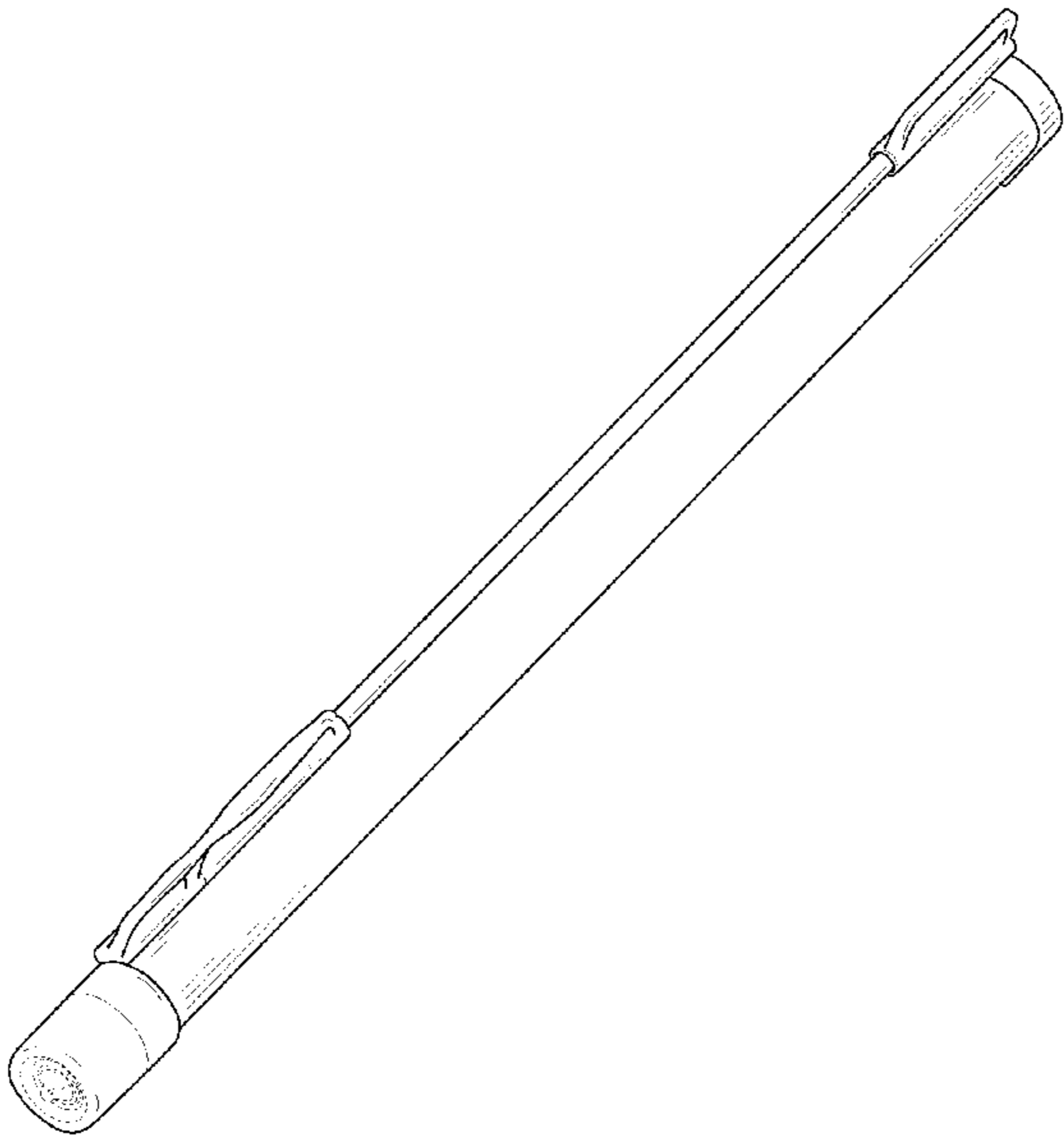
(57) **CLAIM**

The ornamental design for a gate, as shown and described.

DESCRIPTION

FIG. 1 is a perspective view of a gate showing my new design,
FIG. 2 is a front elevational view thereof;
FIG. 3 is a rear elevational view thereof;
FIG. 4 is a left side elevational view thereof;
FIG. 5 is a right side elevational view thereof;
FIG. 6 is a top plan view thereof; and,
FIG. 7 is a bottom plan view thereof.
The broken lines in the drawings depict portions of the gate that form no part of the claimed design.

1 Claim, 7 Drawing Sheets



(56)

References Cited

U.S. PATENT DOCUMENTS

2021/0040791 A1* 2/2021 Wang E06B 5/025

FOREIGN PATENT DOCUMENTS

EM	006886198-0001	* 10/2019
EM	006886198-0002	* 10/2019
GB	9007426044-0002	* 12/2019
JP	D1432506	* 1/2012

OTHER PUBLICATIONS

Dreambaby YouTube <https://www.youtube.com/watch?v=ZQeiTCun238> Mar. 4, 2010 (Year: 2010).*

* cited by examiner

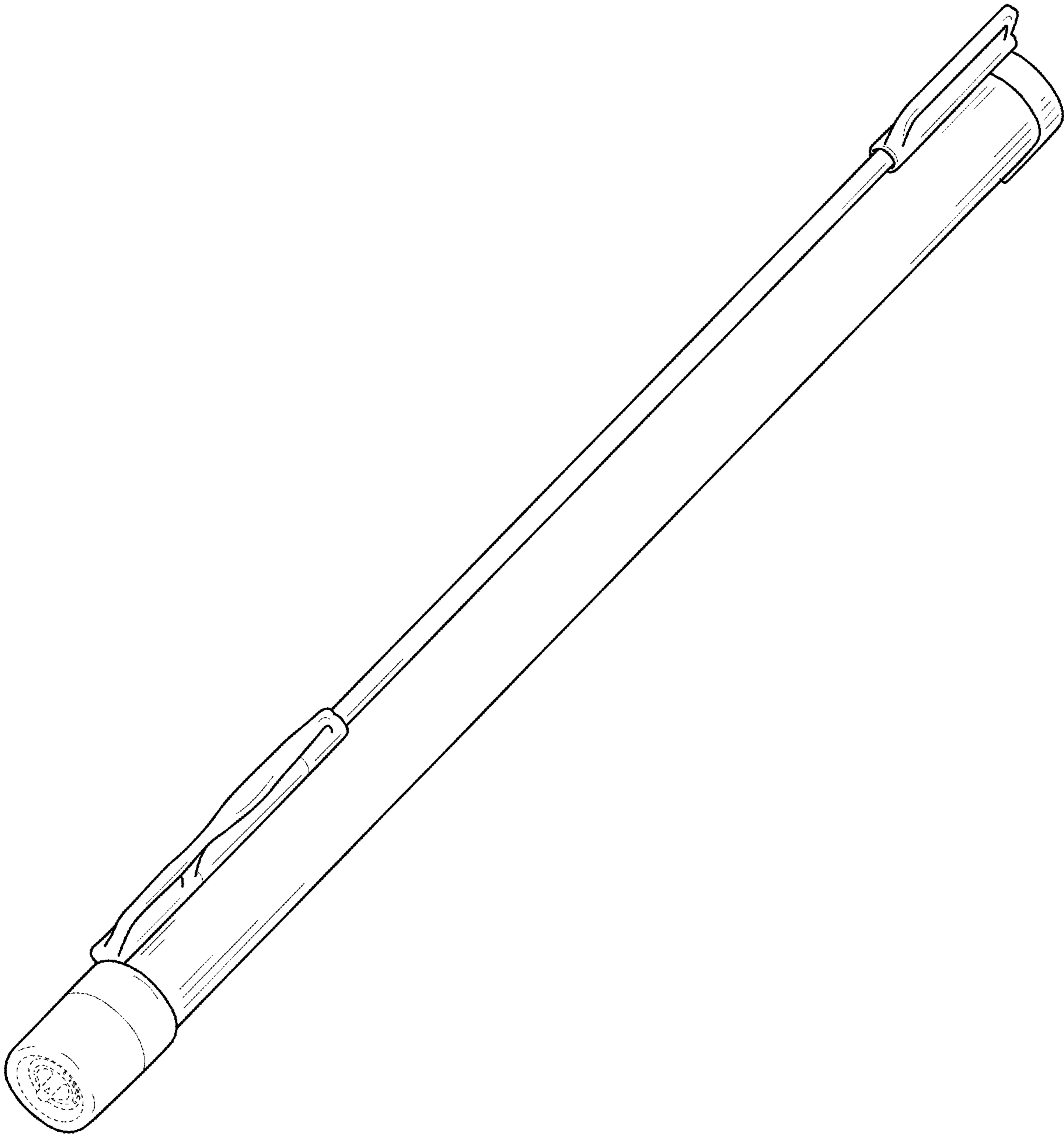


FIG. 1




FIG. 2

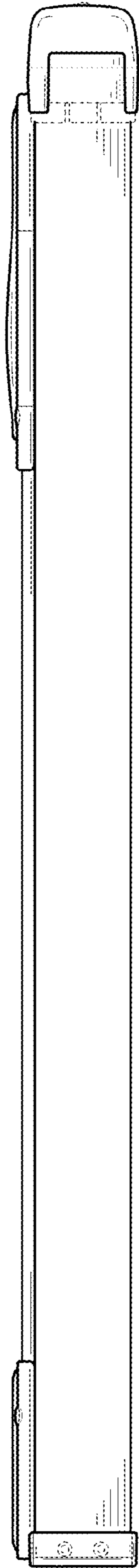


FIG. 3




FIG. 4

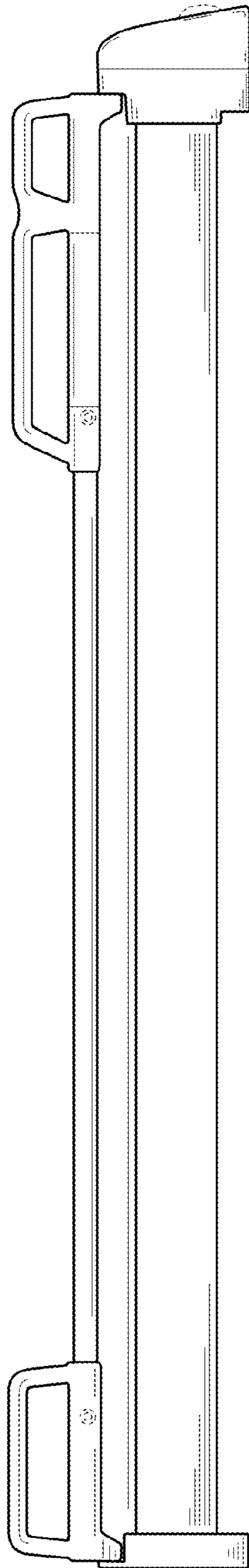


FIG. 5

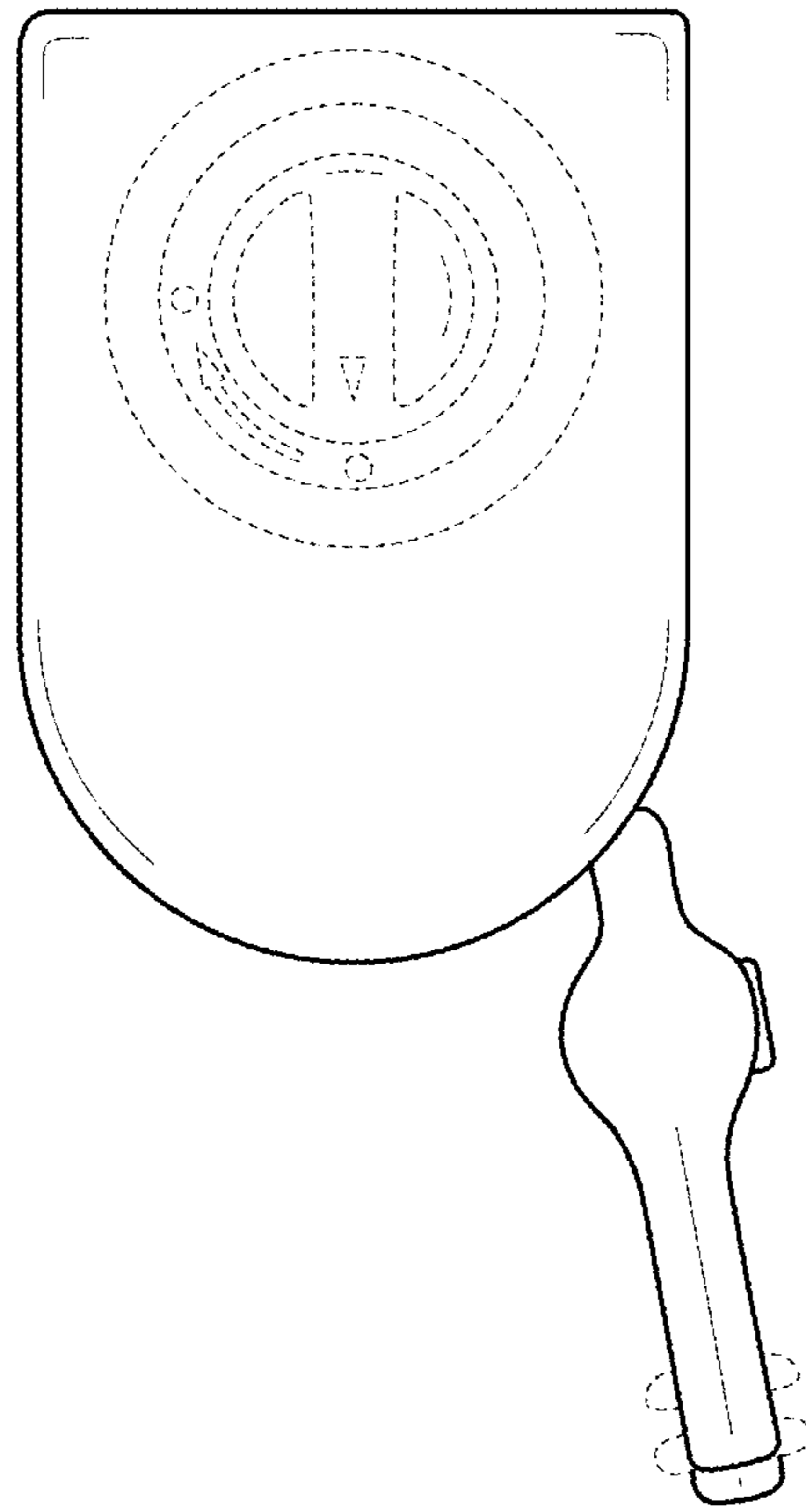


FIG. 6

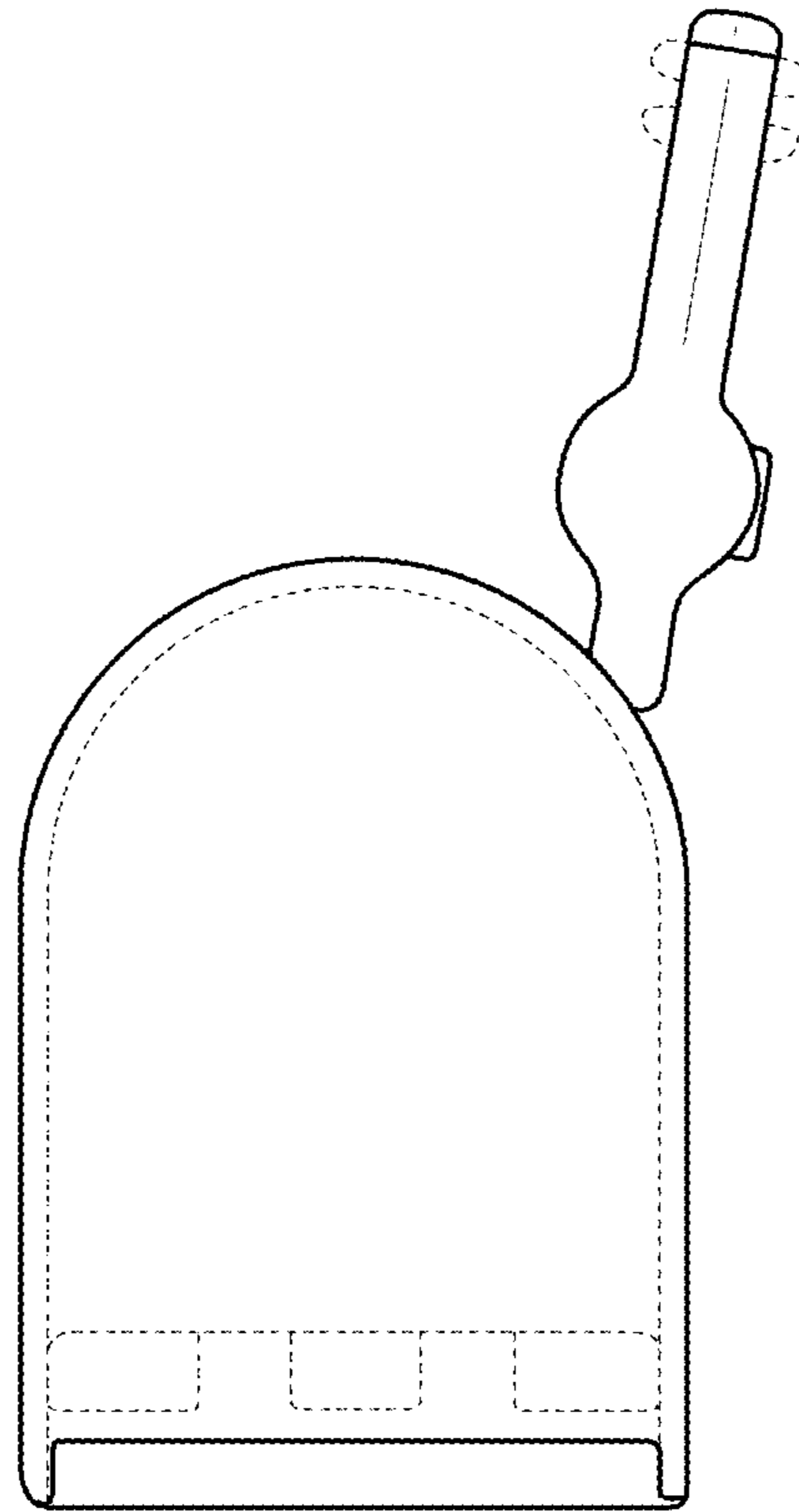


FIG. 7