



US00D941489S

(12) **United States Design Patent** (10) **Patent No.:** **US D941,489 S**
Lu (45) **Date of Patent:** **** Jan. 18, 2022**

(54) **STERILIZER**

(71) Applicant: **SHENZHEN VISION OF LIGHT ELECTRONICS CO., LTD.**, Shenzhen (CN)

(72) Inventor: **Xin Lu**, Shenzhen (CN)

(73) Assignee: **SHENZHEN VISION OF LIGHT ELECTRONICS CO., LTD.**, Shenzhen (CN)

(**) Term: **15 Years**

(21) Appl. No.: **29/736,772**

(22) Filed: **Jun. 3, 2020**

(30) **Foreign Application Priority Data**

Mar. 30, 2020 (CN) 202030114747.X

(51) **LOC (13) Cl.** **24-01**

(52) **U.S. Cl.**
USPC **D24/217**

(58) **Field of Classification Search**
USPC D24/107, 186, 200, 209–213, 217–219,
D24/224–232; D32/1, 25; D23/366
CPC ... A61L 2/26; A61L 2/10; A61L 2/025; A61L
2202/11; A61L 2202/23; A61L 2202/122;
A61L 2202/10
See application file for complete search history.

(56) **References Cited**

U.S. PATENT DOCUMENTS

D809,152 S * 1/2018 Chan D24/217
D833,624 S * 11/2018 DeJong D24/186

D854,705 S * 7/2019 Ouyang D24/217
D885,603 S * 5/2020 Zhang D24/217
D893,045 S * 8/2020 Tang D24/217
D893,740 S * 8/2020 Lv D24/217
D914,234 S * 3/2021 Yi D24/217
D917,065 S * 4/2021 Cui D24/217
D923,810 S * 6/2021 Cai D24/217
D925,762 S * 7/2021 LaPorte D24/217
2017/0324267 A1 * 11/2017 Decker H02J 50/502
2019/0099509 A1 * 4/2019 Martz A61L 2/10
2020/0405899 A1 * 12/2020 Yang A61L 2/10

* cited by examiner

Primary Examiner — Lilyana Bekic
Assistant Examiner — Mary Shannon Malley

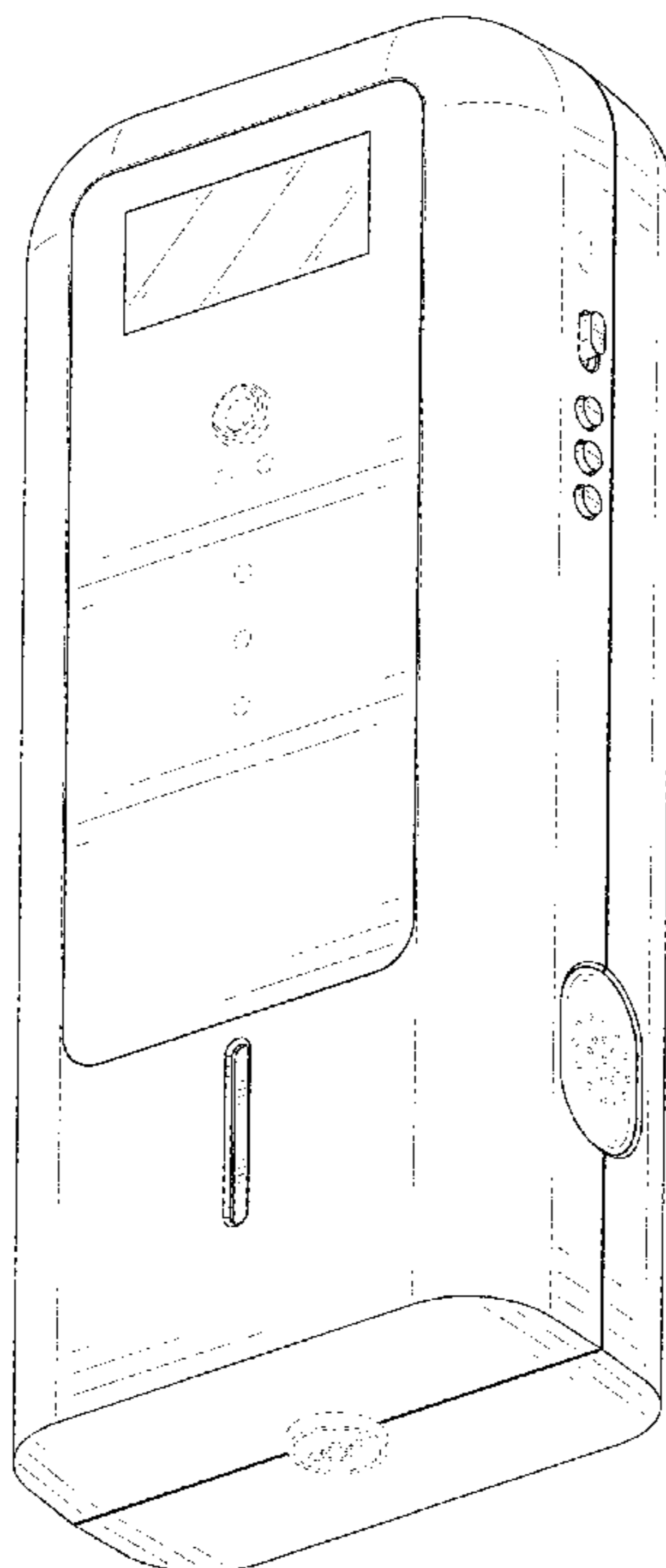
(57) **CLAIM**

The ornamental design for a sterilizer, as shown and described.

DESCRIPTION

FIG. 1 is a perspective view of a sterilizer showing my new design;
FIG. 2 is another perspective view thereof;
FIG. 3 is a front elevational view thereof;
FIG. 4 is a rear elevational view thereof;
FIG. 5 is a left side elevational view thereof;
FIG. 6 is a right side elevational view thereof;
FIG. 7 is a top plan view thereof; and,
FIG. 8 is a bottom plan view thereof.
The broken lines in the drawings depict portions of the sterilizer that form no part of the claimed design.

1 Claim, 8 Drawing Sheets






FIG. 1




FIG. 2

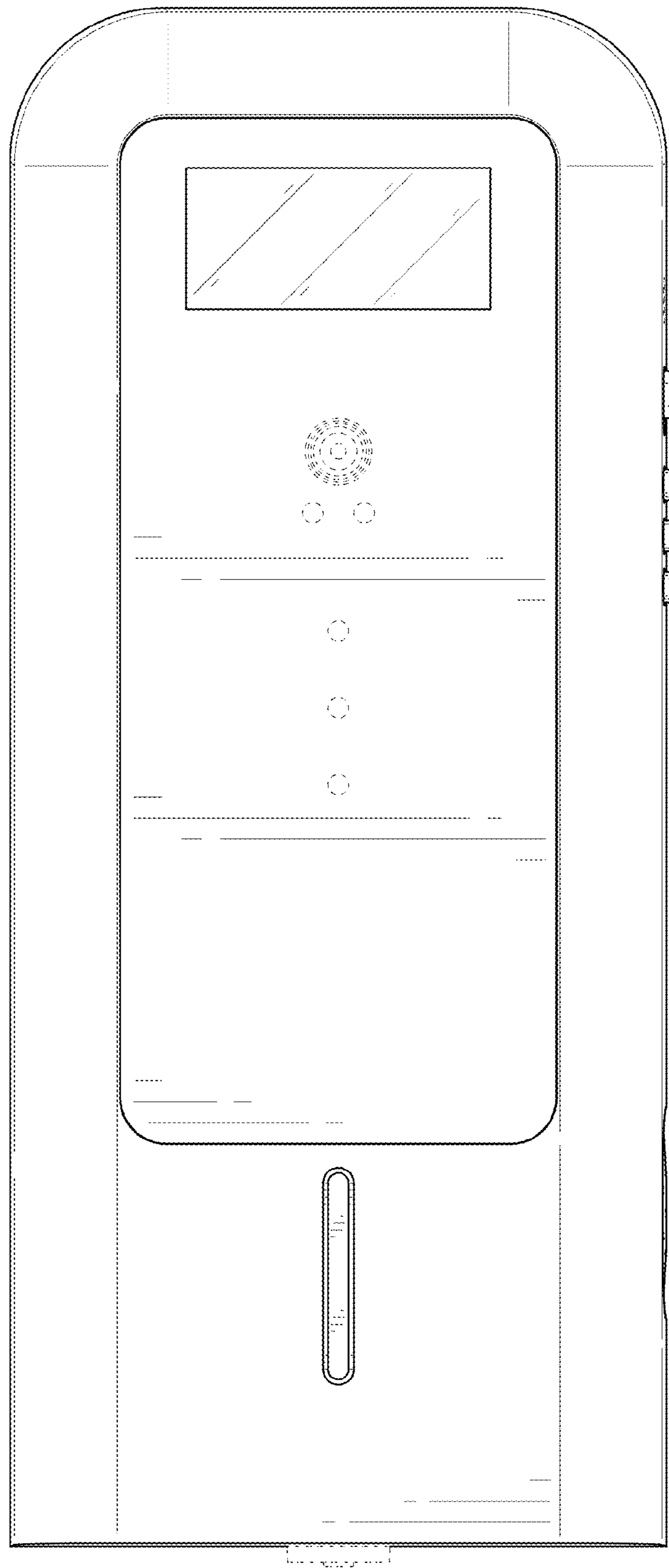


FIG. 3

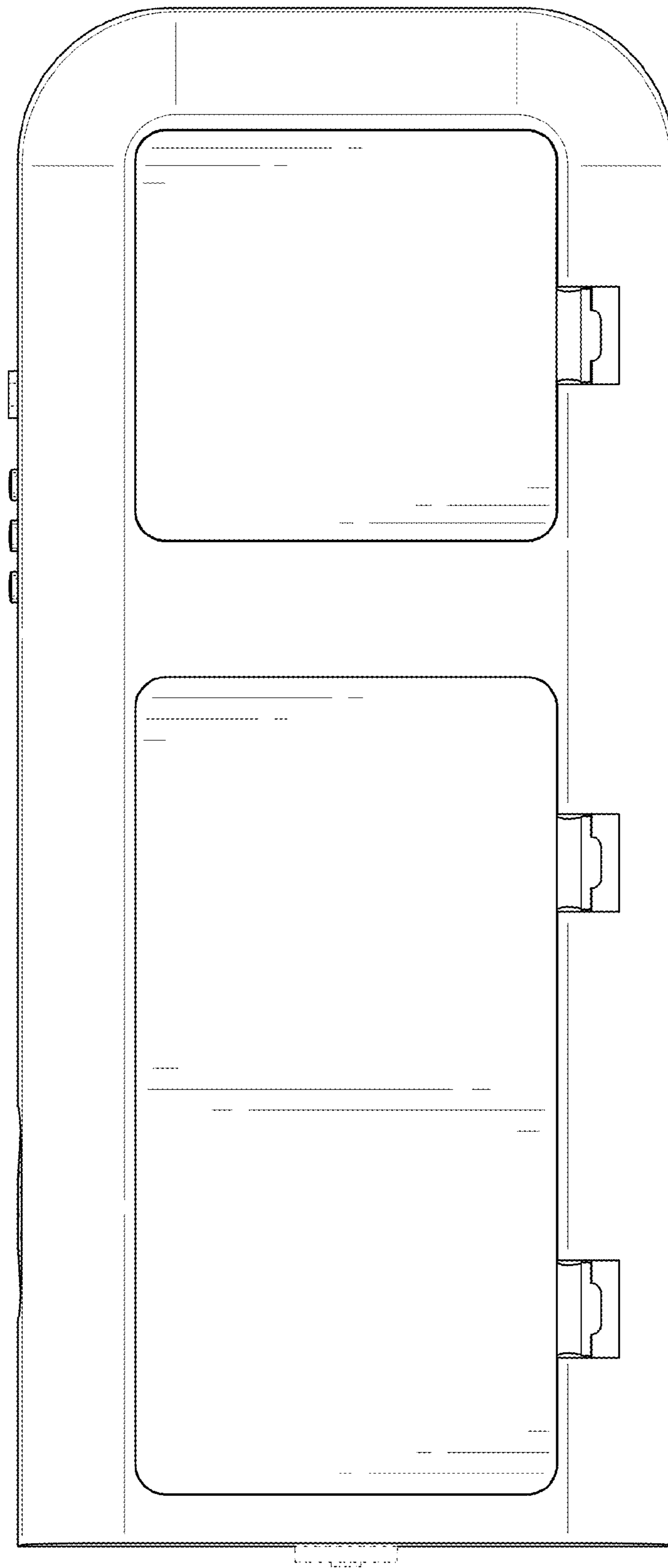


FIG. 4

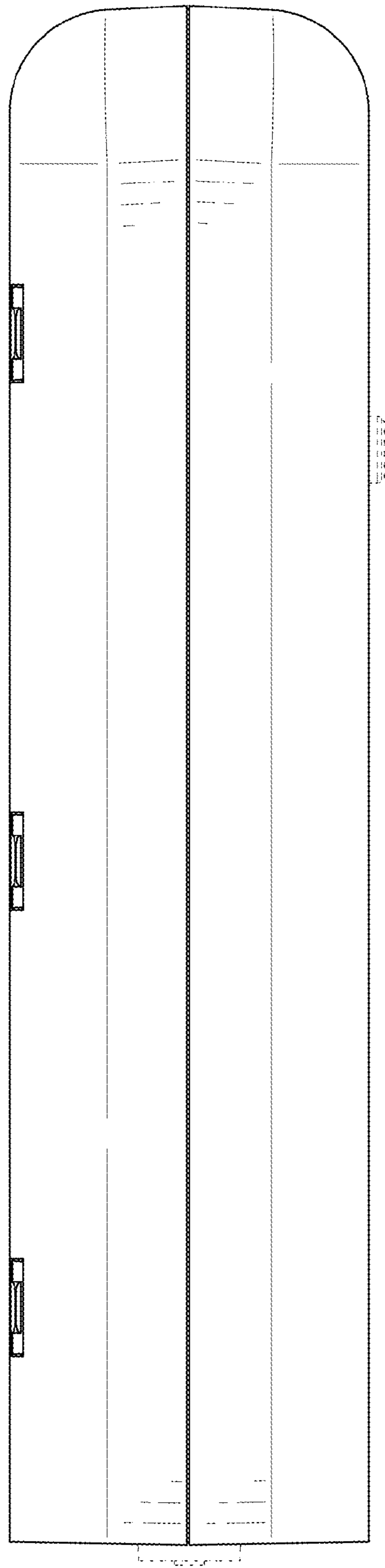


FIG. 5

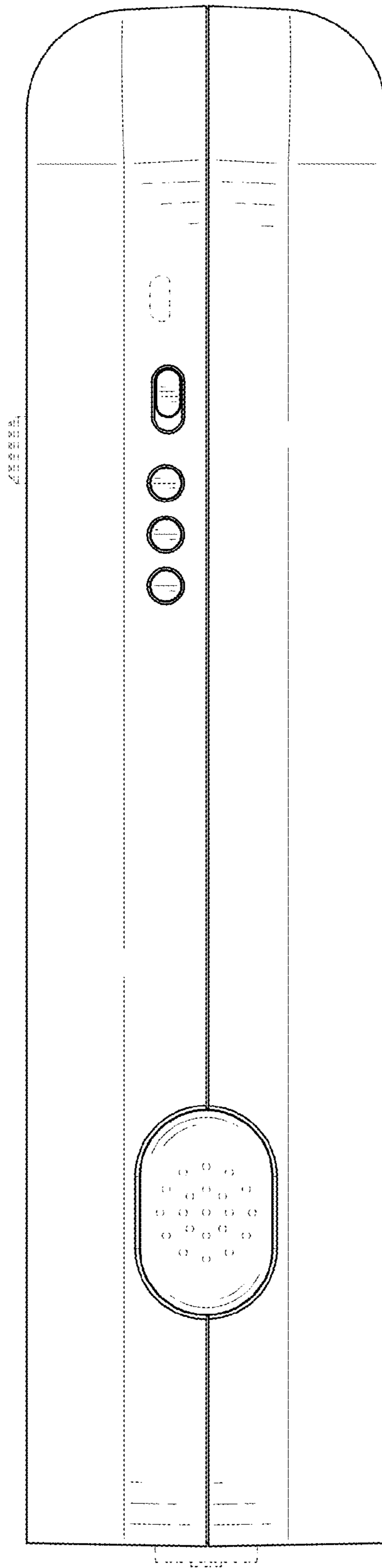


FIG. 6

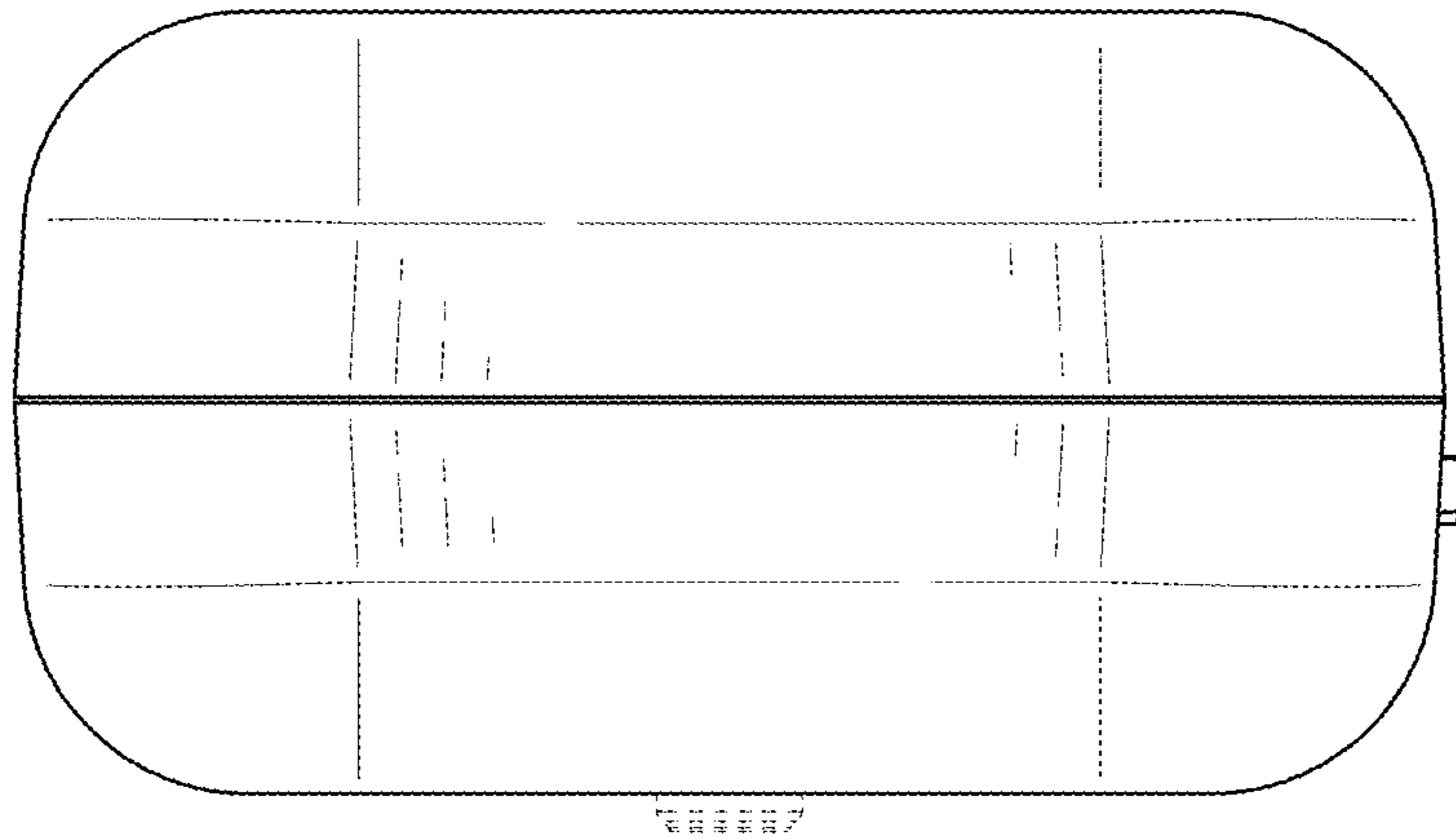


FIG. 7

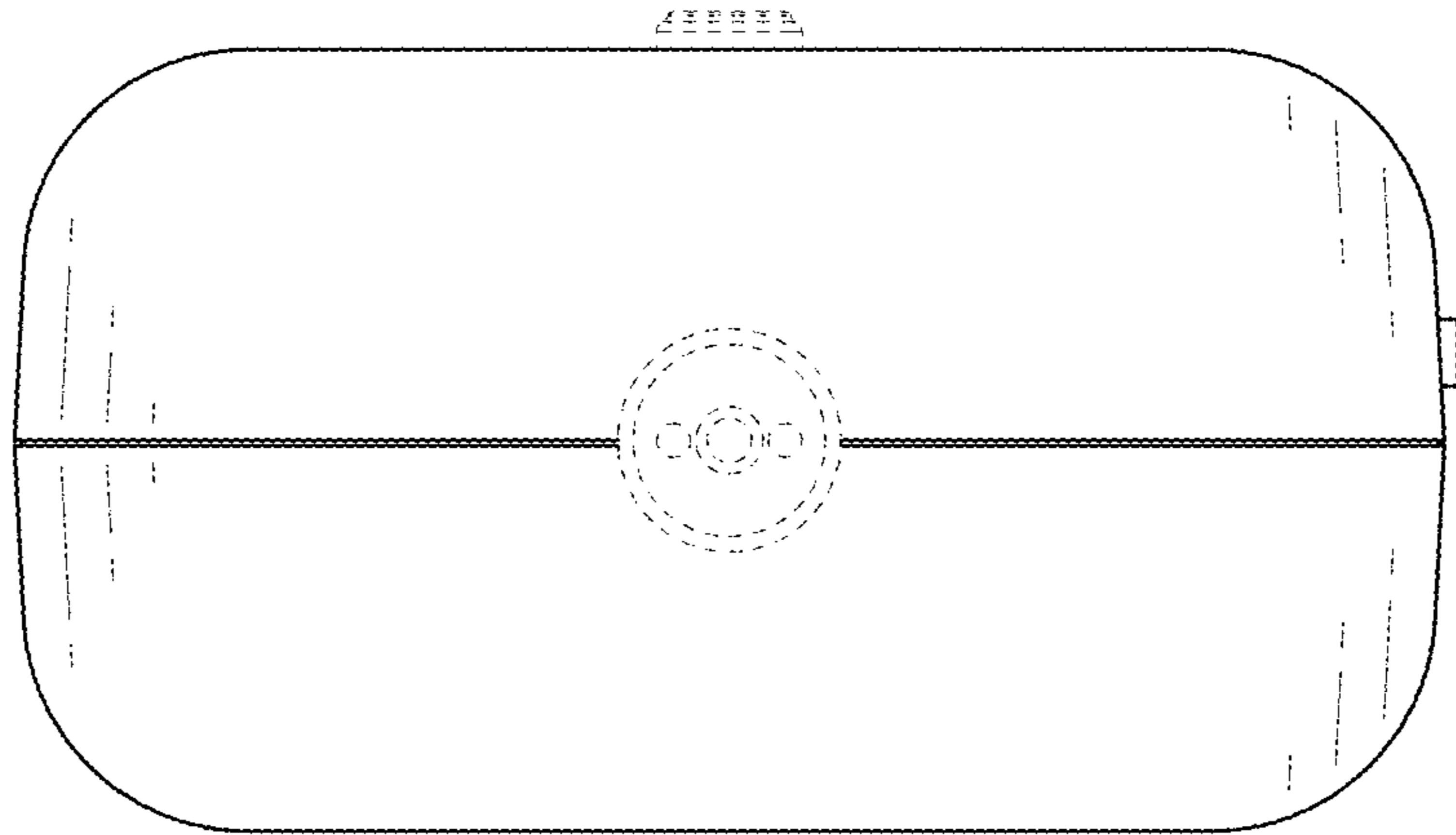


FIG. 8