



US00D941480S

(12) **United States Design Patent** (10) **Patent No.:** **US D941,480 S**
Kim (45) **Date of Patent:** **** Jan. 18, 2022**

(54) **LED SKIN CARE MASK**

FOREIGN PATENT DOCUMENTS

(71) Applicant: **LEDGEN Co., Ltd.**, Daejeon-si (KR)

CN 305414133 S 11/2019
JP 1646139 S 11/2019

(72) Inventor: **Ji Na Kim**, Daejeon-si (KR)

OTHER PUBLICATIONS

(73) Assignee: **LEDGEN CO., LTD.**, Daejeon-si (KR)

Retime Mask—Ledgen Skin Recovery Lighting—Published on Apr. 17, 2019 Retrieved from website at: http://ledgen.co.kr/shop.php?goPage=GoodDetail&g_code=20200417103926564&cat_no=&offset=.*

(**) Term: **15 Years**

Customer reviews & ratings. Walmart.com. Customer reviewed on product on Oct. 17, 2019. Retrieved from website at: <https://www.walmart.com/reviews/product/622902144>.*

(21) Appl. No.: **29/731,948**

(22) Filed: **Apr. 20, 2020**

(30) **Foreign Application Priority Data**

* cited by examiner

Oct. 31, 2019 (KR) 30-2019-0051717

(51) **LOC (13) Cl.** **28-03**

Primary Examiner — Anhdao Doan

(52) **U.S. Cl.**
USPC **D24/209**

(74) *Attorney, Agent, or Firm* — Novick, Kim & Lee, PLLC; Jae Youn Kim; Hyun Woo Shin

(58) **Field of Classification Search**
USPC D24/186, 187, 200, 209, 210, 110.1;
D28/9; D29/108; D26/37
CPC A61N 5/0616; A61N 2005/0647; A61N
2005/0651; A61N 2005/0652; A61N
2005/0659; A61N 2005/066; A61N
2005/067; A61B 2018/00452

See application file for complete search history.

(57) **CLAIM**

I claim the ornamental design for an LED skin care mask, as shown and described.

(56) **References Cited**

DESCRIPTION

U.S. PATENT DOCUMENTS

FIG. 1 is a front perspective view of an LED skin care mask, showing my new design.

D745,695 S * 12/2015 Tapper D24/209
D870,905 S * 12/2019 Xiong D24/200
D891,629 S * 7/2020 Vetu D24/209
D894,412 S * 8/2020 Kim D24/209
D901,029 S * 11/2020 Song D24/209
D907,226 S * 1/2021 Park D24/209
D909,674 S * 2/2021 Xiong D24/209
2016/0045759 A1 * 2/2016 Tapper A61N 5/0616
607/90
2018/0352936 A1 * 12/2018 Kim A61N 5/0616

FIG. 2 is a front elevational view thereof;

FIG. 3 is a rear elevational view thereof;

FIG. 4 is a left side elevational view thereof;

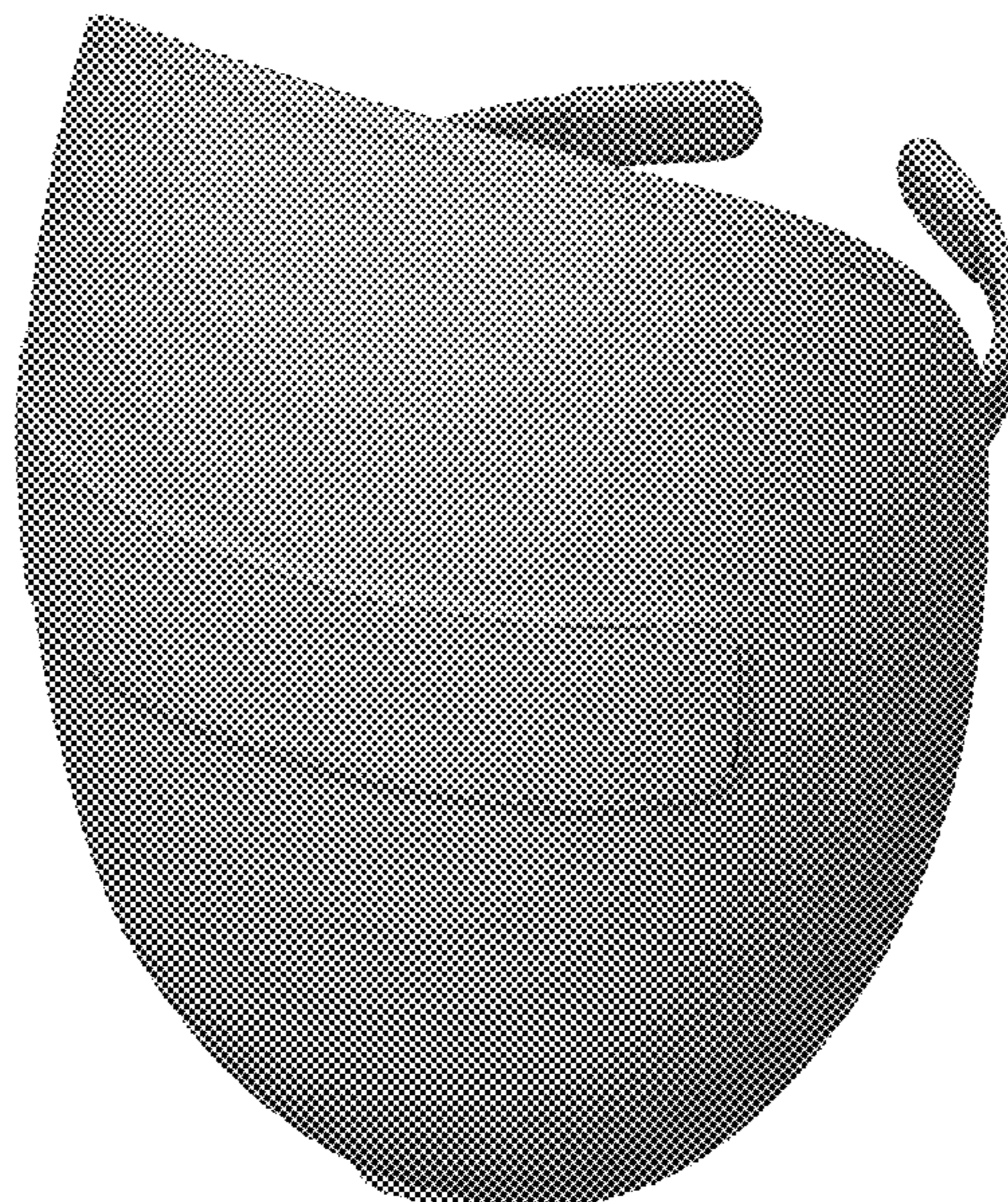
FIG. 5 is a right side elevational view thereof;

FIG. 6 is a top plan view thereof;

FIG. 7 is a bottom plan view thereof; and,

FIG. 8 is a rear perspective view thereof.

1 Claim, 8 Drawing Sheets






FIG. 1




FIG. 2



FIG. 3

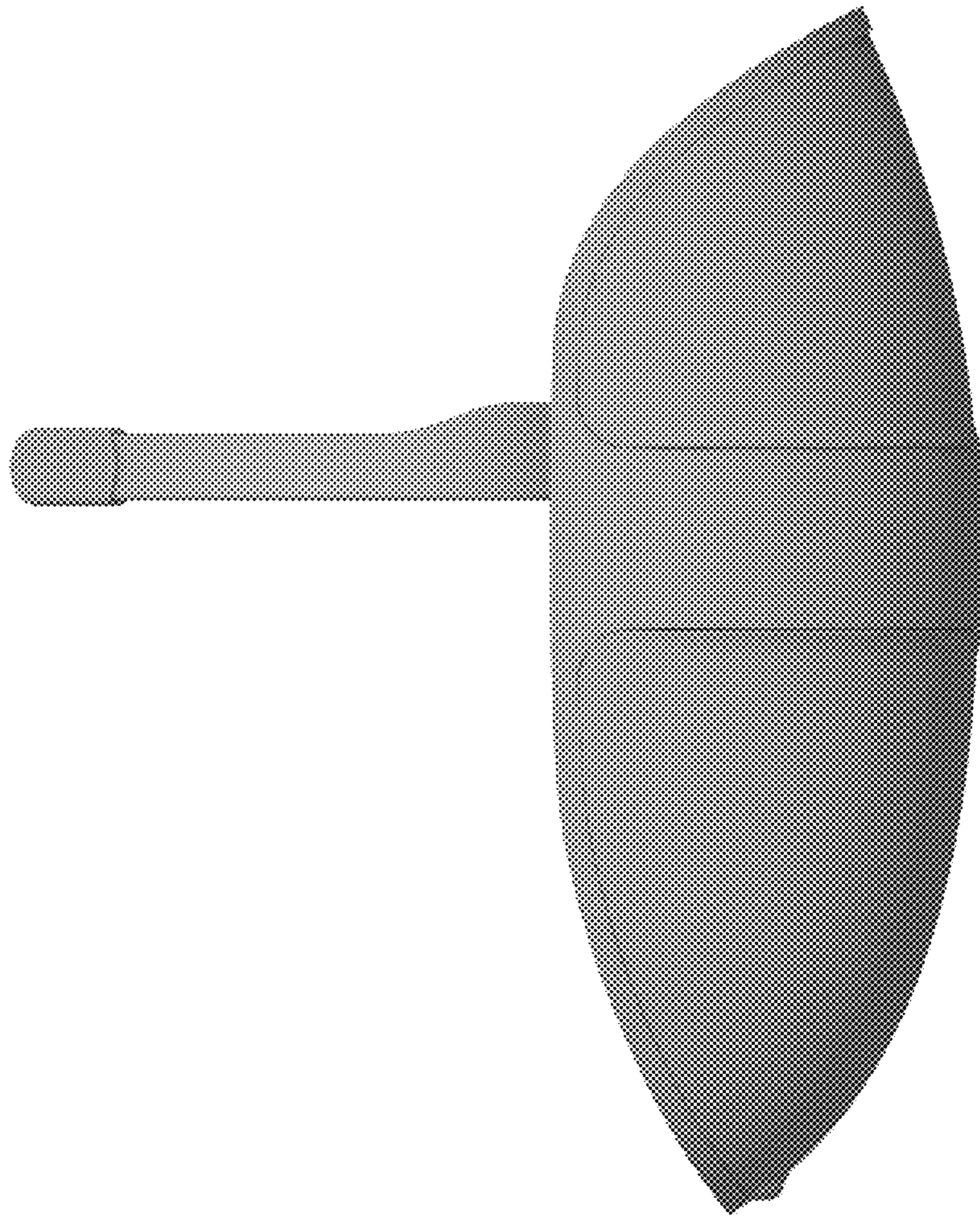


FIG. 4




FIG. 5



FIG. 6



FIG. 7



FIG. 8