



US00D941440S

(12) **United States Design Patent**
Lu

(10) **Patent No.: US D941,440 S**
(45) **Date of Patent: ** Jan. 18, 2022**

(54) **BATHTUB PLUG**

(71) Applicant: **Zhan Lu**, Xianyou (CN)

(72) Inventor: **Zhan Lu**, Xianyou (CN)

(**) Term: **15 Years**

(21) Appl. No.: **29/769,765**

(22) Filed: **Feb. 8, 2021**

(51) **LOC (13) Cl.** **23-01**

(52) **U.S. Cl.**
USPC **D23/260**

(58) **Field of Classification Search**
USPC D23/259–261; D7/369, 400, 667;
D9/439; 210/163–164; 137/493;
4/286–295, 688–689; 220/257.1–257.2,
220/789–791, DIG. 19

CPC A47K 1/14
See application file for complete search history.

(56) **References Cited**

U.S. PATENT DOCUMENTS

- 506,872 A * 10/1893 Chase E03C 1/264
4/292
- 2,196,785 A * 4/1940 Takiguchi B65D 39/007
215/355
- 3,821,969 A * 7/1974 Sinko F16L 55/1141
138/89
- 4,138,747 A * 2/1979 Zijlstra E03C 1/184
4/286
- 5,226,196 A * 7/1993 Humlan A47K 1/14
4/295
- D344,242 S * 2/1994 Weise D10/80
- D362,048 S * 9/1995 Lang D23/262
- D421,792 S * 3/2000 Bevacco D23/260
- 7,490,629 B2 * 2/2009 Williams F16L 55/1141
138/89
- D591,405 S 4/2009 McClain
- D617,427 S * 6/2010 McNamara D23/261

- D724,700 S * 3/2015 Dailey D23/260
- D781,400 S 3/2017 Montoya
- D840,000 S 2/2019 Yoshihara
- D844,117 S * 3/2019 Kennison D23/260
- D858,718 S * 9/2019 Najimi D23/260

OTHER PUBLICATIONS

Tub Stopper, Universal Bathtub Stopper, Bathroom Sink Drain Plug, Universal Silicone Drain Stopper Bath Plug for Kitchen Bathtub Sink Drains (2 Pcs, Black), Amazon First Available Date Dec. 17, 2020, Visited Online Sep. 8, 2021; https://www.amazon.com/Stopper-Universal-Bathtub-Bathroom-Silicone/dp/B08QV21NPN/ref=pd_sbs_14/132-5729253-0206365?pd_rd_w=HMIGm&pf_rd_p=0f56f70f-21e6-4d11-bb4a-bcdb928a3c5a&pf_rd_r=64Y5VS69GY0G18DBXEM6&pd_rd_r=57fdc858-13bd-4af1-bc37-d0608579606f&pd_rd_wg=RHrbg&pd_rd_i=B08QV21NPN&th=1 (Year: 2020).*

* cited by examiner

Primary Examiner — Amy C Wierenga

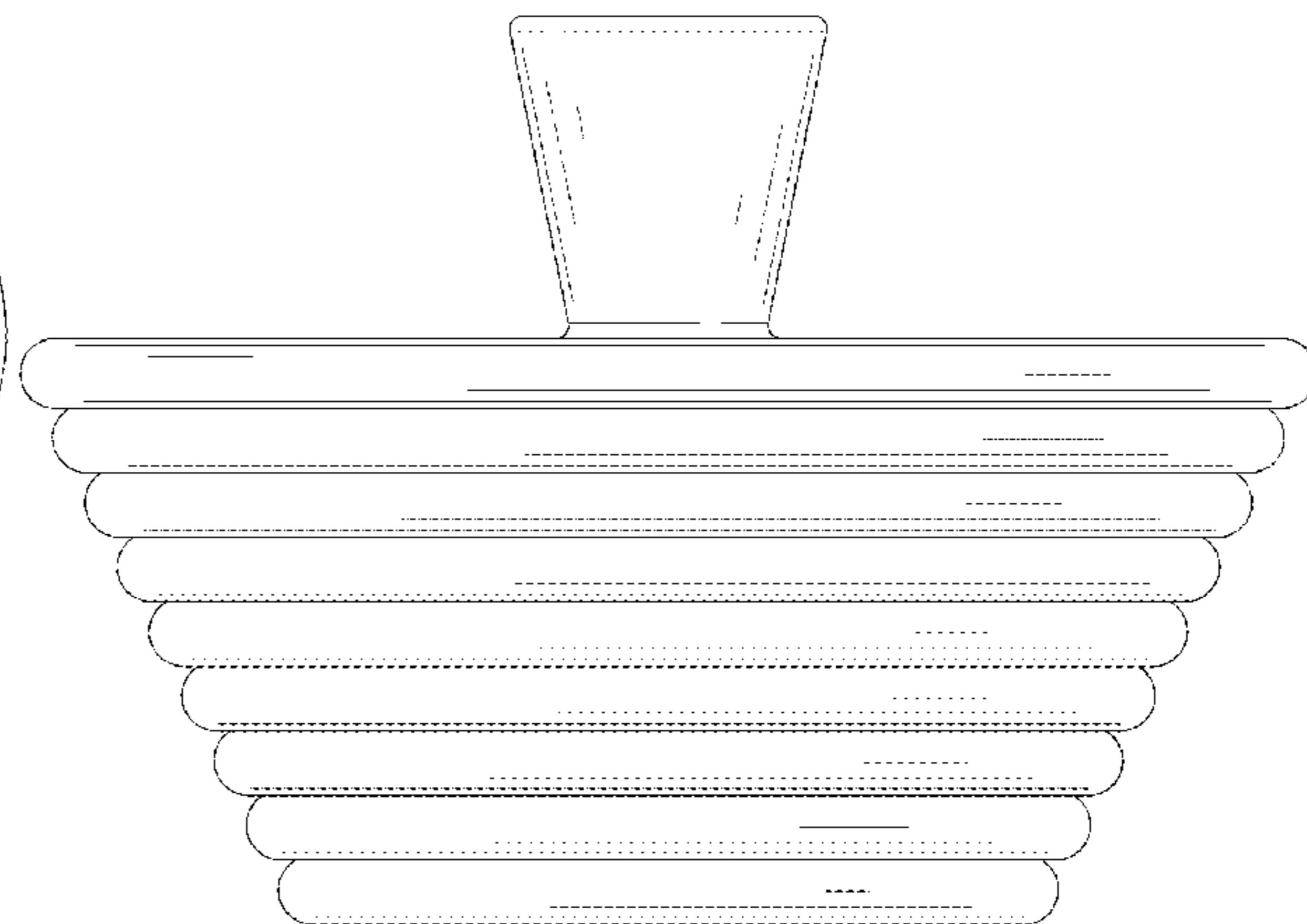
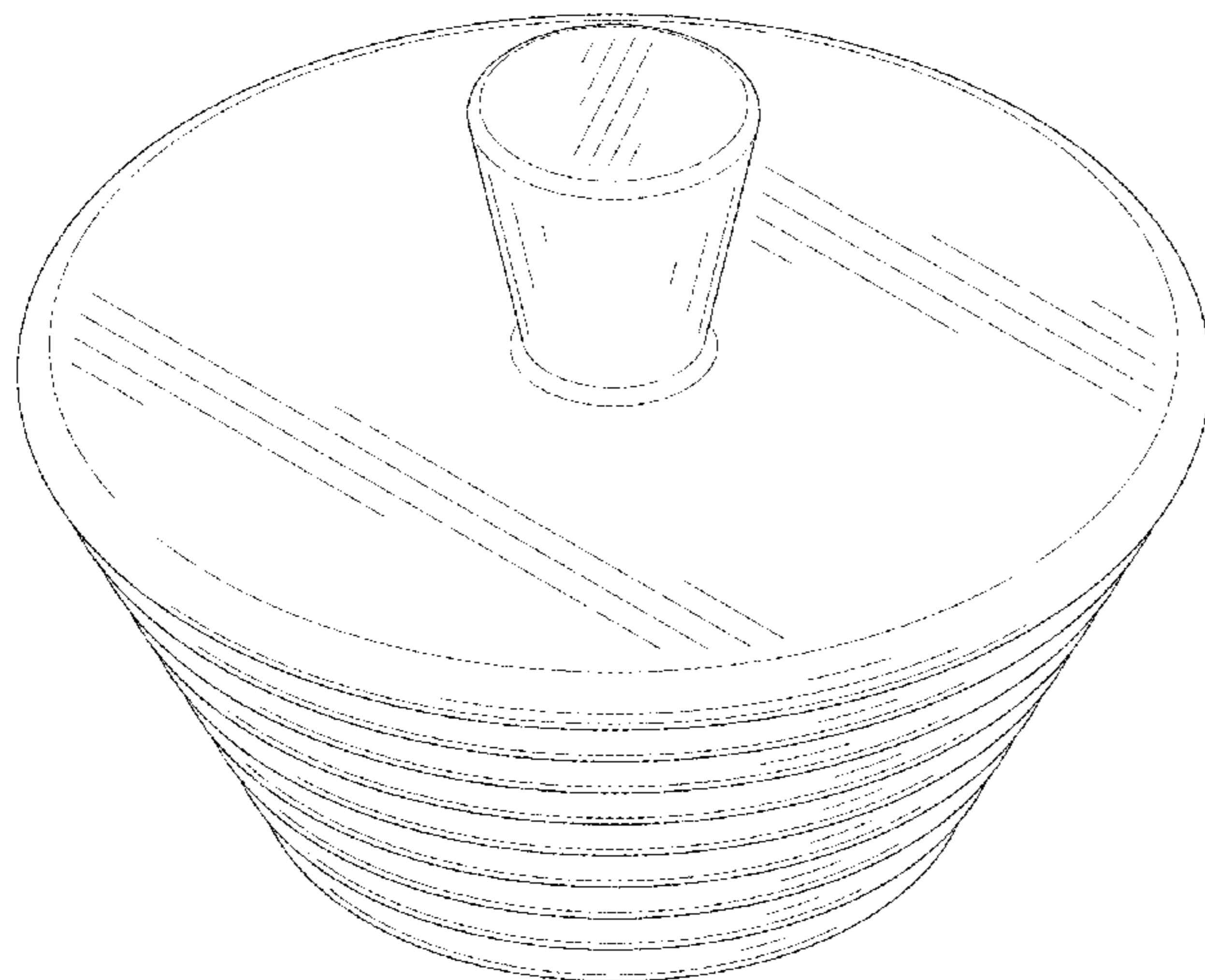
(57) **CLAIM**

The ornamental design for a bathtub plug, as shown and described.

DESCRIPTION

FIG. 1 is a first perspective view of a bathtub plug showing my new design;
FIG. 2 is a second perspective view thereof;
FIG. 3 is a front view thereof;
FIG. 4 is a back view thereof;
FIG. 5 is a left side view thereof;
FIG. 6 is a right side view thereof;
FIG. 7 is a top view thereof; and,
FIG. 8 is a bottom view thereof.

1 Claim, 8 Drawing Sheets






FIG. 1

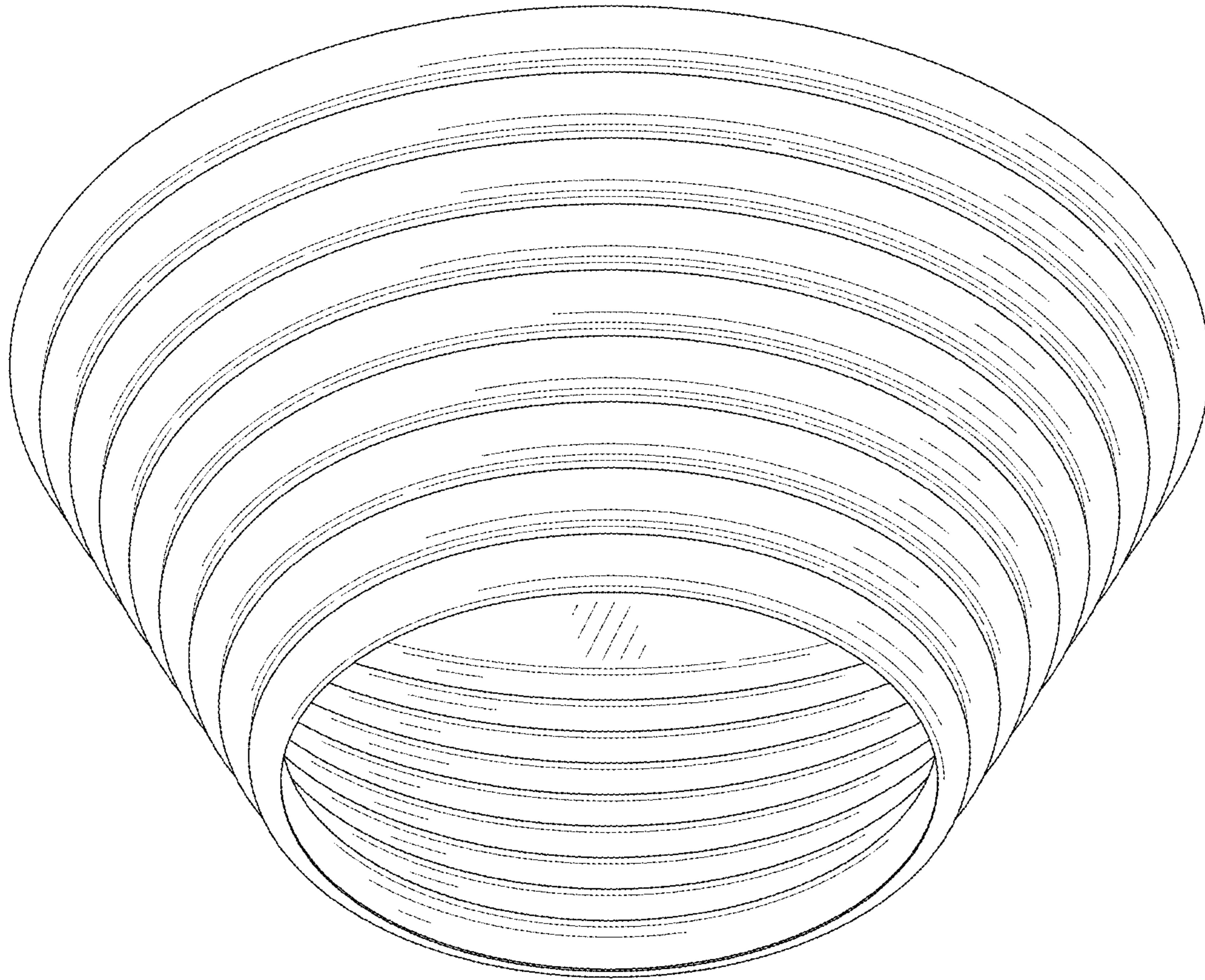


FIG. 2




FIG. 3




FIG. 4




FIG. 5




FIG. 6

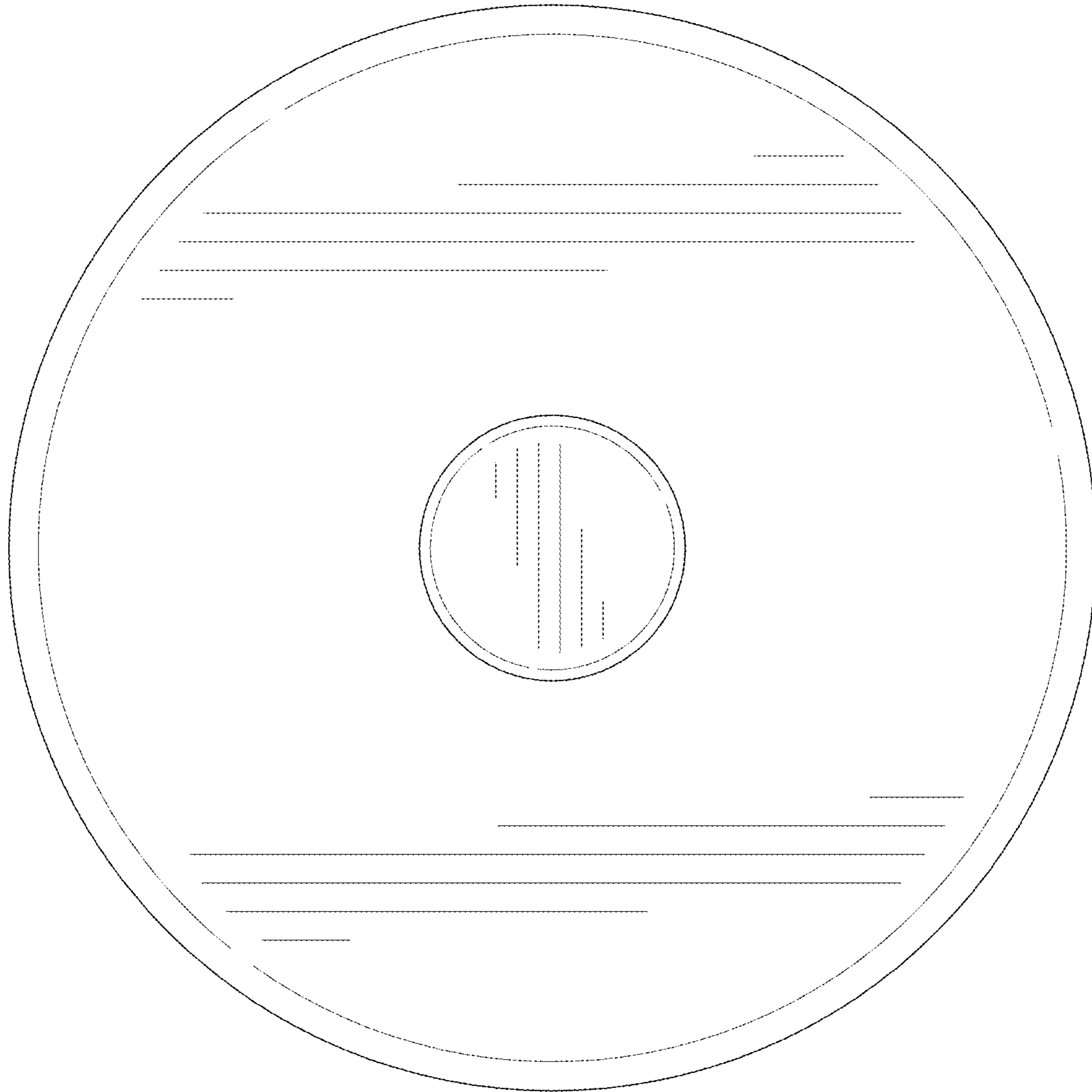


FIG. 7




FIG. 8