



US00D941439S

(12) **United States Design Patent**
Johnson

(10) **Patent No.:** **US D941,439 S**
(45) **Date of Patent:** **** Jan. 18, 2022**

- (54) **FAUCET**
- (71) Applicant: **Kohler Co.**, Kohler, WI (US)
- (72) Inventor: **Drew Johnson**, Sheboygan, WI (US)
- (73) Assignee: **KOHLER CO.**, Kohler, WI (US)
- (**) Term: **15 Years**
- (21) Appl. No.: **29/785,179**
- (22) Filed: **May 24, 2021**

- D689,595 S 9/2013 Georgeson
- D713,939 S 9/2014 Mazz et al.
- D721,422 S 1/2015 Sedwick
- D721,791 S 1/2015 Bahler
- D762,285 S 7/2016 Jepson et al.
- D797,902 S 9/2017 Georgeson
- D815,249 S 4/2018 Kuang
- D820,399 S 6/2018 Garland
- D839,394 S 1/2019 Mai
- D848,578 S 5/2019 Garland
- D857,166 S 8/2019 Spangler
- D861,832 S 10/2019 Zeng
- D867,532 S * 11/2019 Liao D23/238

* cited by examiner

Related U.S. Application Data

- (62) Division of application No. 29/744,985, filed on Aug. 3, 2020, now Pat. No. Des. 923,149, which is a division of application No. 29/674,104, filed on Dec. 19, 2018, now Pat. No. Des. 895,073.
- (51) **LOC (13) Cl.** **23-01**
- (52) **U.S. Cl.**
USPC **D23/255**
- (58) **Field of Classification Search**
USPC D23/238–243, 255–257
CPC Y10T 137/9464; Y10T 137/6014; Y10T 137/6017
See application file for complete search history.

Primary Examiner — Robert A Delehanty

(74) *Attorney, Agent, or Firm* — Foley & Lardner LLP

(57) **CLAIM**

I claim the ornamental design for a faucet, as shown and described.

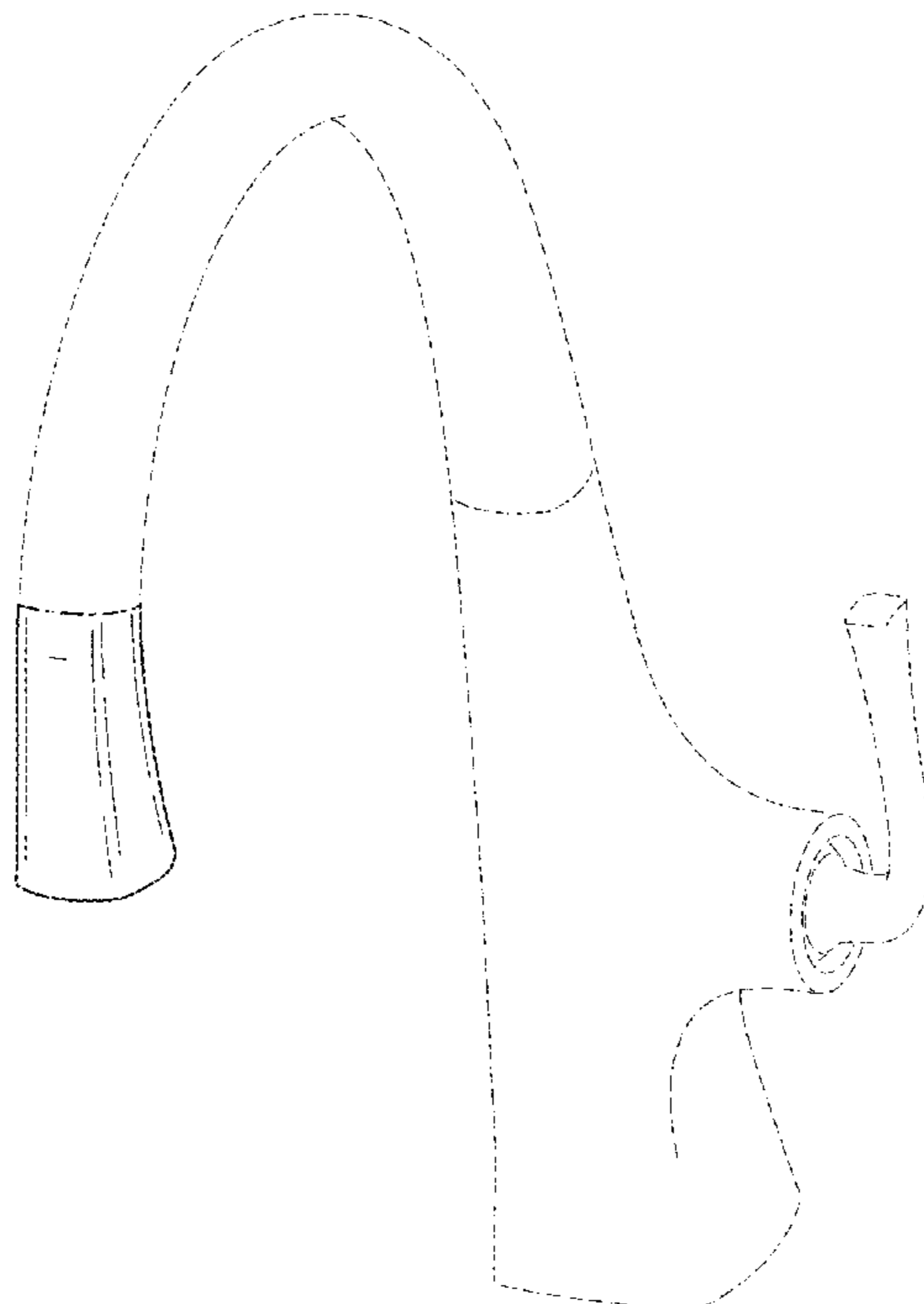
DESCRIPTION

FIG. 1 is a perspective view of the claimed design; FIG. 2 is a front view of the embodiment of FIG. 1; FIG. 3 is a rear view of the embodiment of FIG. 1; FIG. 4 is a side view of the embodiment of FIG. 1; FIG. 5 is another side view of the embodiment of FIG. 1; FIG. 6 is a bottom view of the embodiment of FIG. 1; and, FIG. 7 is a top view of the embodiment of FIG. 1.

The ornamental design which is claimed is shown in solid lines in the drawings. The broken lines in the drawings are for illustrative purposes only and form no part of the claimed design. Broken lines formed of unequal length dashes (i.e., dash-dot) define bounds of the claimed design.

1 Claim, 7 Drawing Sheets

- (56) **References Cited**
U.S. PATENT DOCUMENTS
- D342,308 S 12/1993 McKeone
- D376,413 S 12/1996 Kergoet
- D573,696 S 7/2008 Eilmus
- D577,421 S 9/2008 Williams
- D585,112 S 1/2009 Kohler et al.
- D683,825 S 6/2013 Sofield



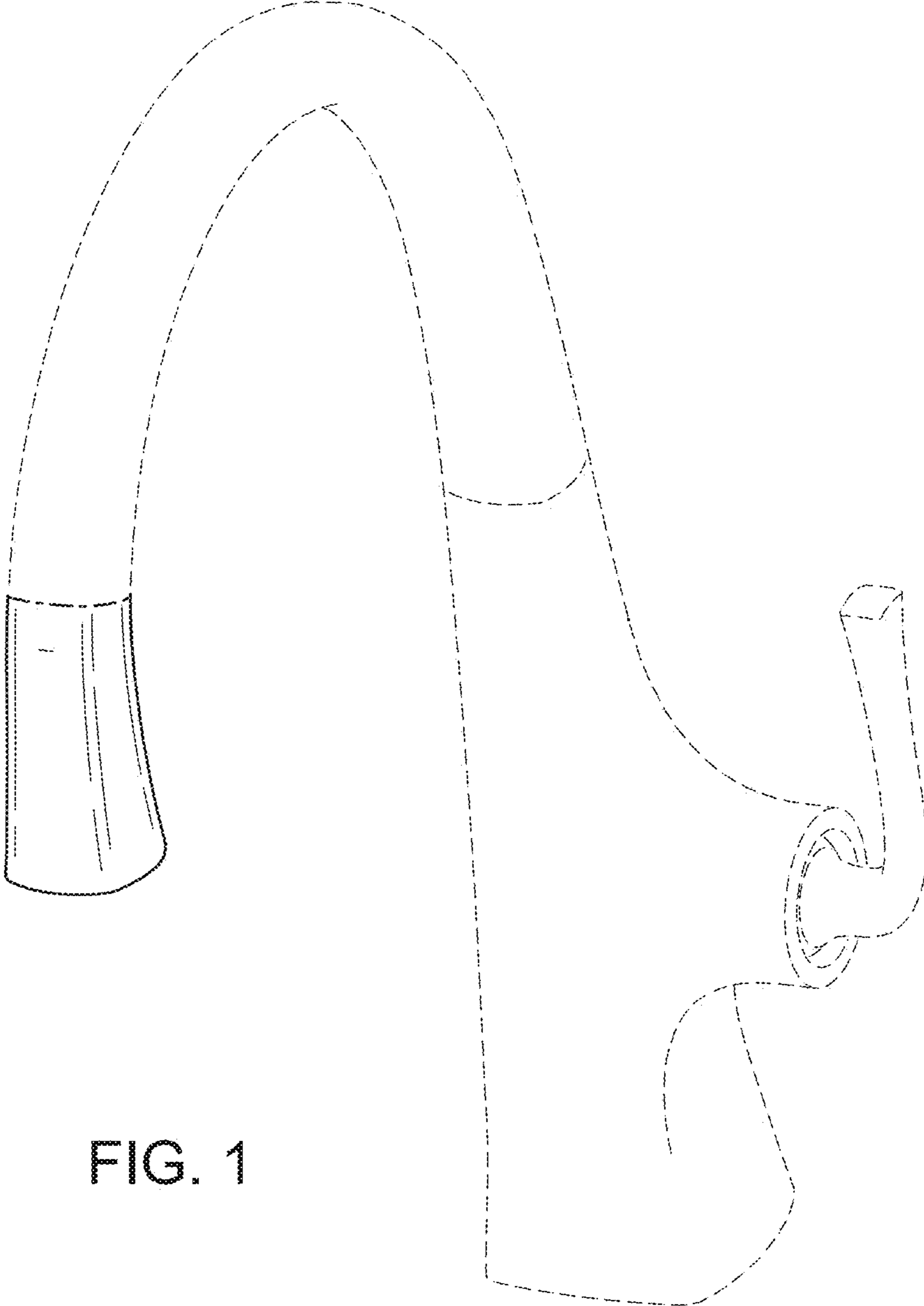


FIG. 1

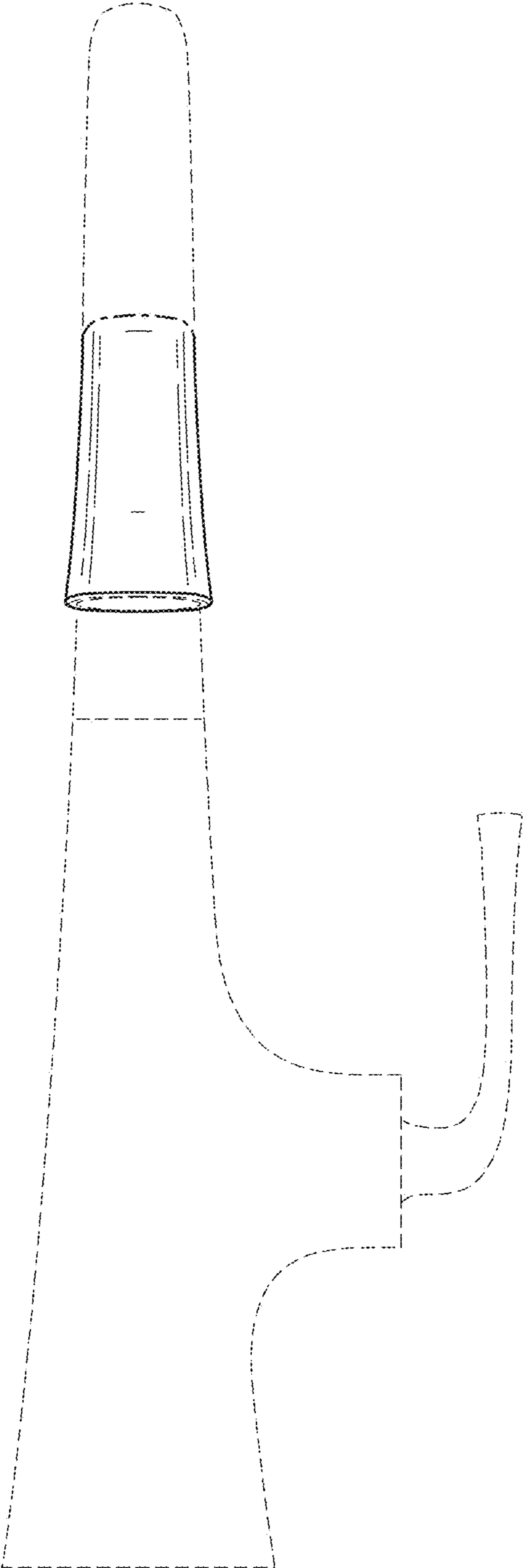


FIG. 2

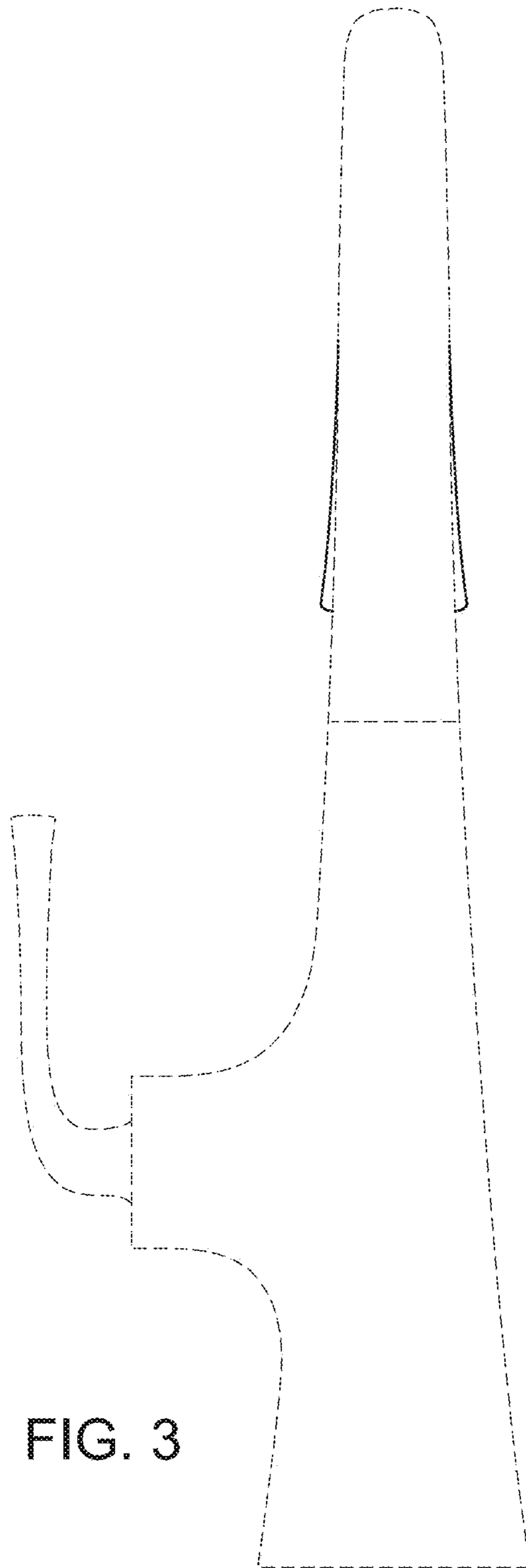


FIG. 3

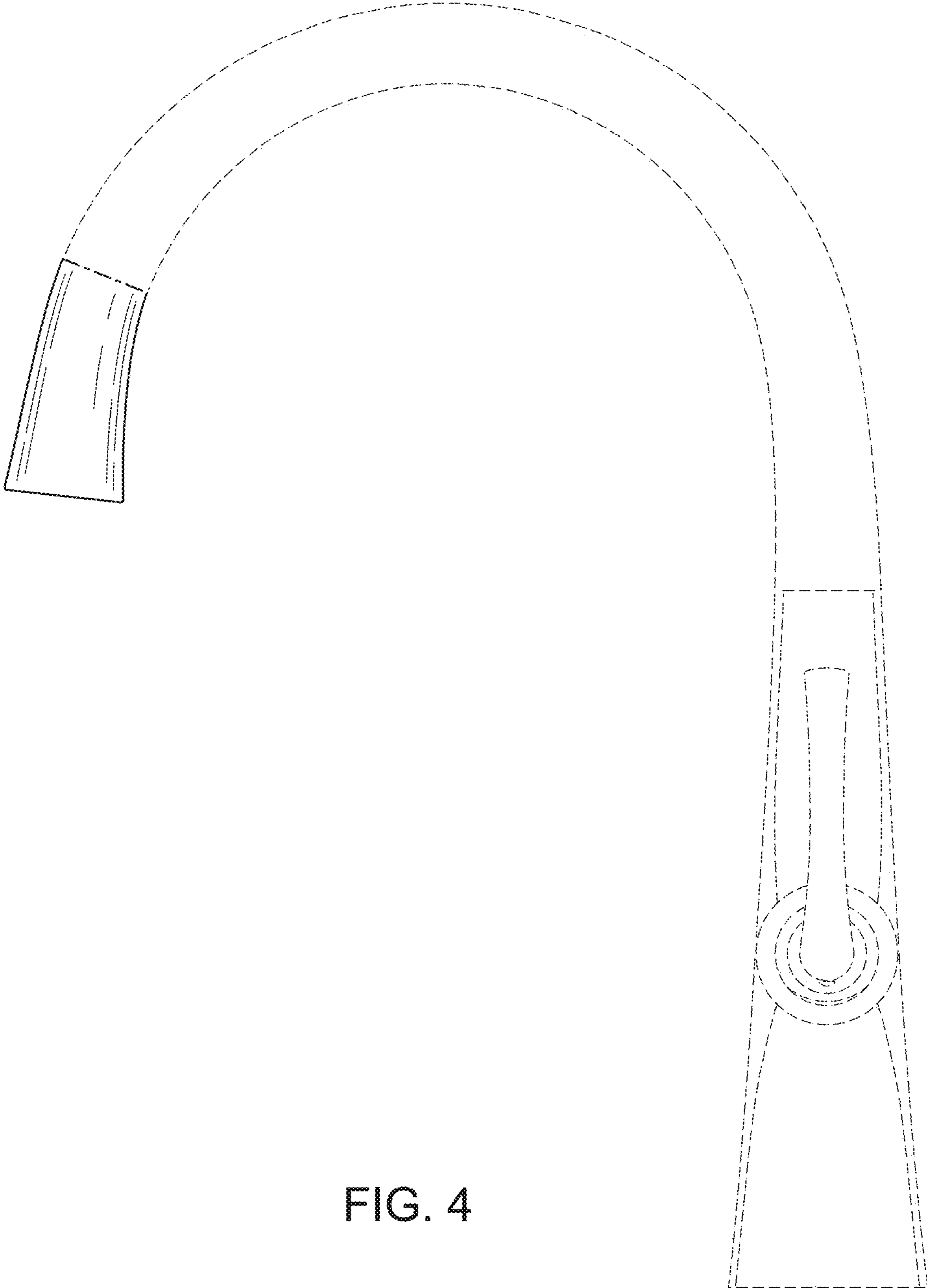


FIG. 4

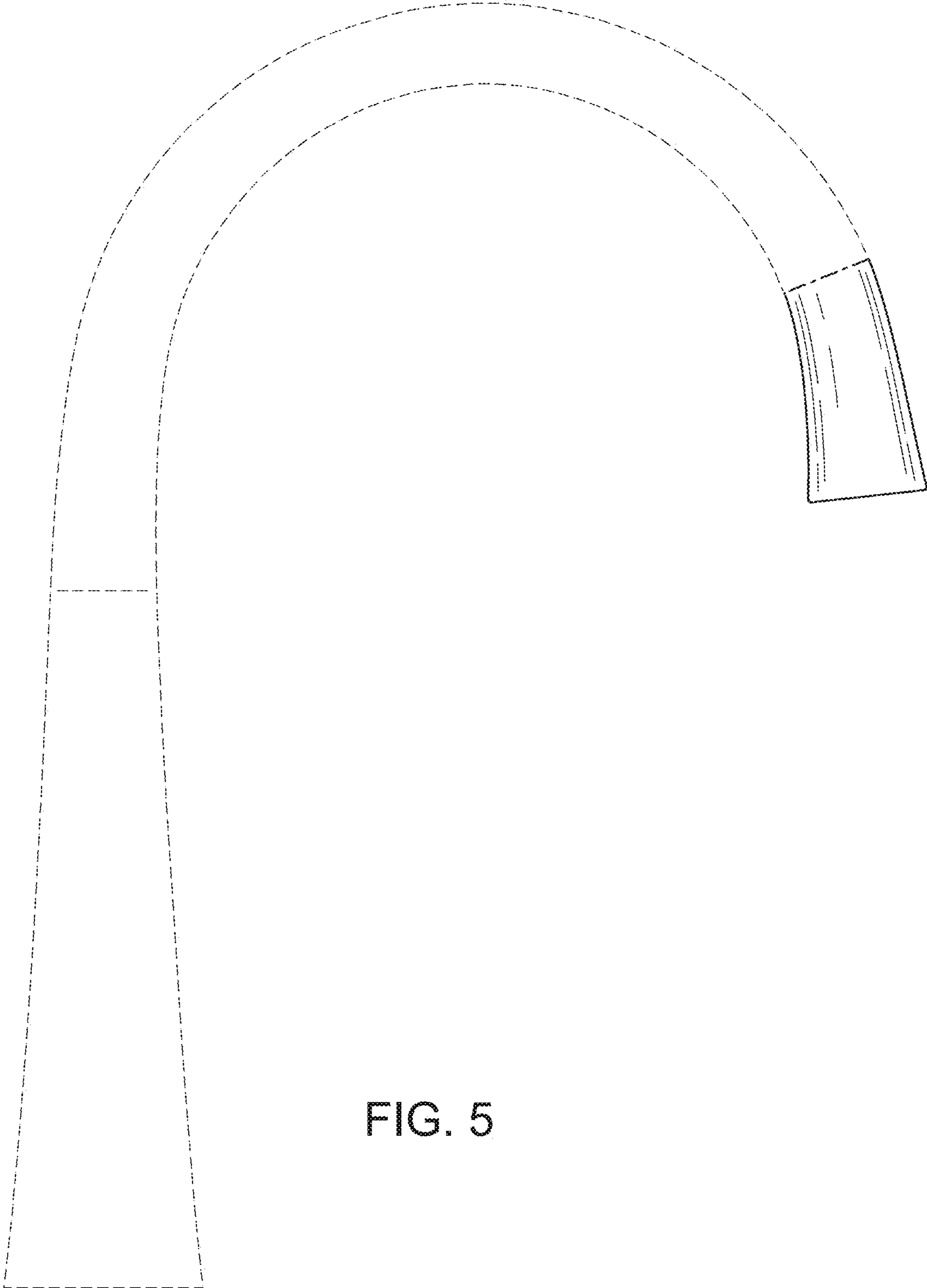


FIG. 5




FIG. 6




FIG. 7