



US00D941417S

(12) **United States Design Patent**
Hunter

(10) **Patent No.:** **US D941,417 S**

(45) **Date of Patent:** **** Jan. 18, 2022**

(54) **WATER RIDE**

(71) Applicant: **PROSLIDE TECHNOLOGY INC.**,
Ottawa (CA)

(72) Inventor: **Richard D. Hunter**, Ottawa (CA)

(73) Assignee: **ProSlide Technology Inc.**, Ottawa (CA)

(**) Term: **15 Years**

(21) Appl. No.: **29/738,143**

(22) Filed: **Jun. 15, 2020**

D269,106 S *	5/1983	Brown	D21/819
D269,107 S *	5/1983	Brown	D21/819
D328,119 S *	7/1992	Matsch	D21/821
D344,317 S *	2/1994	Petersheim	D21/821
5,735,748 A *	4/1998	Meyers	A63G 21/18
				472/116
D429,788 S *	8/2000	Sutton	D21/818
D548,810 S *	8/2007	Hunter	D21/821
D567,322 S *	4/2008	Hunter	D21/821
D573,222 S *	7/2008	Huerta	D21/821
D583,895 S *	12/2008	Hlynka	D21/821
D619,186 S *	7/2010	Strall	D21/818
7,762,900 B2 *	7/2010	Henry	A63G 21/18
				472/128
7,775,850 B2 *	8/2010	Todokoro	A63H 23/10
				446/217
D629,861 S *	12/2010	Cuttell	D21/821
7,854,662 B2 *	12/2010	Braun	A63G 21/18
				472/117

Related U.S. Application Data

(62) Division of application No. 29/680,069, filed on Feb. 13, 2019, now Pat. No. Des. 905,188.

(51) **LOC (13) Cl.** **21-03**

(52) **U.S. Cl.**
USPC **D21/819**

(58) **Field of Classification Search**
USPC D21/818-822, 811, 814
CPC A63G 21/00-21/22
See application file for complete search history.

(56) **References Cited**

U.S. PATENT DOCUMENTS

908,034 A *	12/1908	Pyleck	B65G 11/103
				193/25 R
2,465,187 A *	3/1949	Barrabee	A63G 21/02
				472/116
D250,784 S *	1/1979	Dieter	472/116
D256,827 S *	9/1980	Allen, 3rd	D21/819
D256,828 S *	9/1980	Allen, 3rd	D21/819
D256,940 S *	9/1980	Allen, 3rd	D21/819
D266,346 S *	9/1982	Millay	D21/819
D269,104 S *	5/1983	Brown	D21/819
D269,105 S *	5/1983	Brown	D21/819

(Continued)

Primary Examiner — Mitchell I. Siegel

(74) *Attorney, Agent, or Firm* — Finnegan, Henderson, Farabow, Garrett & Dunner, L.L.P.

(57) **CLAIM**

The ornamental design of a water ride, as shown and described.

DESCRIPTION

FIG. 1 is a perspective view of a water ride showing my new design;

FIG. 2 is a front view thereof;

FIG. 3 is a rear view thereof;

FIG. 4 is a right side view thereof;

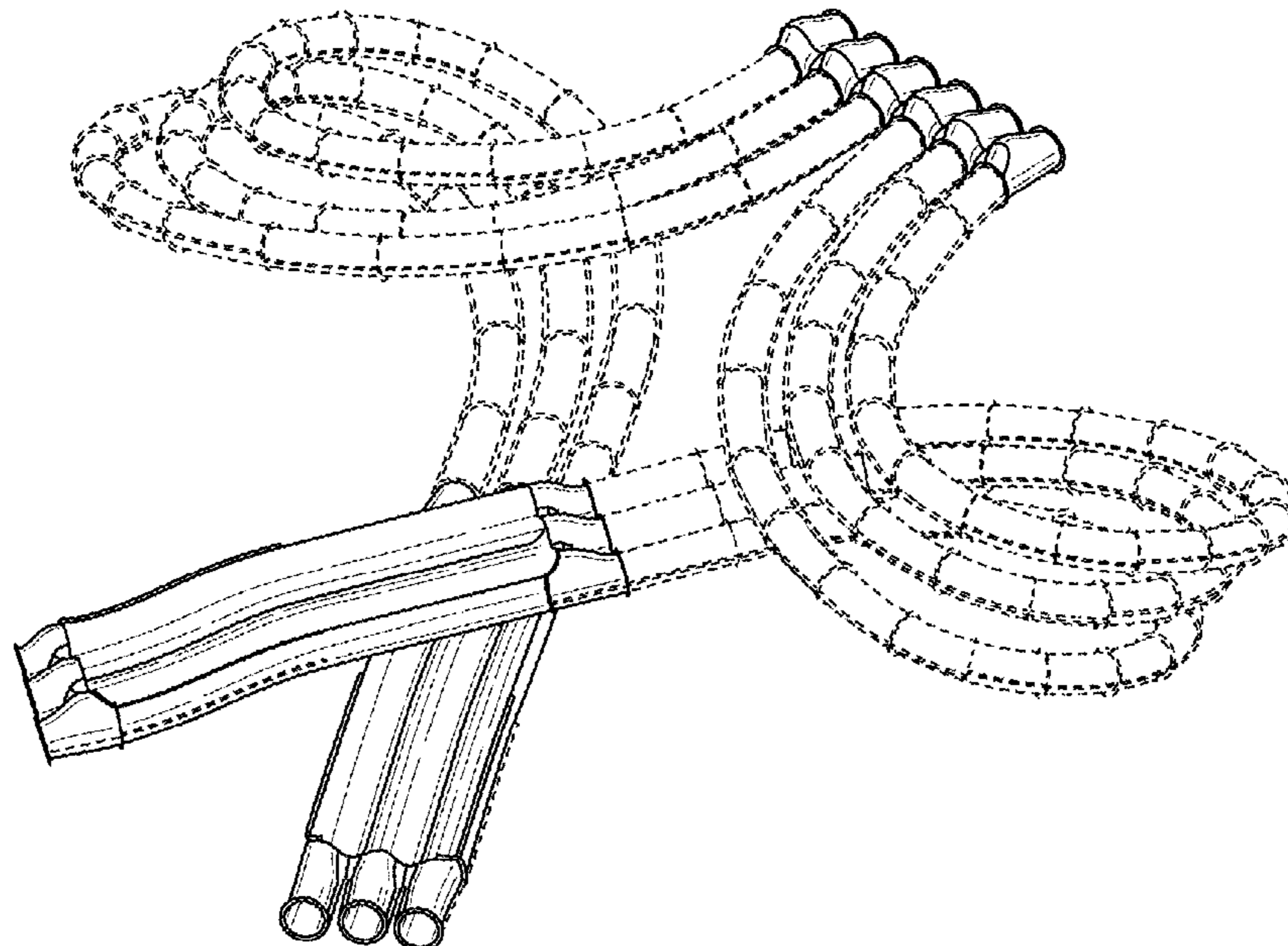
FIG. 5 is a left side view thereof;

FIG. 6 is a top view thereof; and,

FIG. 7 is a bottom view thereof.

The broken lines in the figures show portions of the water ride that form no part of the claimed design.

1 Claim, 5 Drawing Sheets



(56)

References Cited

U.S. PATENT DOCUMENTS

7,887,426 B2 *	2/2011	Hlynka	A63G 21/18 472/117	9,486,711 B2 *	11/2016	Brassard	A63G 21/18
D637,253 S *	5/2011	Hunter	D21/819	D779,010 S *	2/2017	Ozturk	D21/821
D641,823 S *	7/2011	Hunter	D21/819	D806,816 S *	1/2018	Forbes	D21/818
D650,463 S *	12/2011	Degirmenci	D21/819	D821,525 S *	6/2018	Green	D21/814
8,192,291 B2 *	6/2012	Brassard	A63G 21/18 472/117	D838,331 S *	1/2019	Ozsoz	D21/819
8,197,353 B2 *	6/2012	Brassard	A63G 21/18 472/117	D838,799 S *	1/2019	Ozsoz	D21/819
8,360,894 B2 *	1/2013	Hlynka	A63G 21/18 472/117	D838,800 S *	1/2019	Ozsoz	D21/819
8,430,760 B2 *	4/2013	Brassard	A63G 21/18 472/117	10,166,483 B2 *	1/2019	Brassard	A63G 21/18
8,579,715 B2 *	11/2013	Olive	A63G 21/18 472/117	D868,189 S *	11/2019	Gardner	D21/819
D743,497 S *	11/2015	Eroglu	D21/818	D869,590 S *	12/2019	Sekreter	D21/820
D758,517 S *	6/2016	Gonzalez	D21/818	D876,564 S *	2/2020	Hunter	D21/819
D771,213 S *	11/2016	Ozturk	D21/821	D905,188 S *	12/2020	Hunter	D21/819
				2006/0252563 A1 *	11/2006	Werner	A63G 21/18 472/117
				2009/0017927 A1 *	1/2009	Shozi	A63G 21/18 472/117
				2009/0143155 A1 *	6/2009	Werner	A63G 21/18 472/117
				2011/0287848 A1 *	11/2011	Bradley	A63G 21/18 472/117
				2017/0106295 A1 *	4/2017	Hunter	A63G 31/007

* cited by examiner

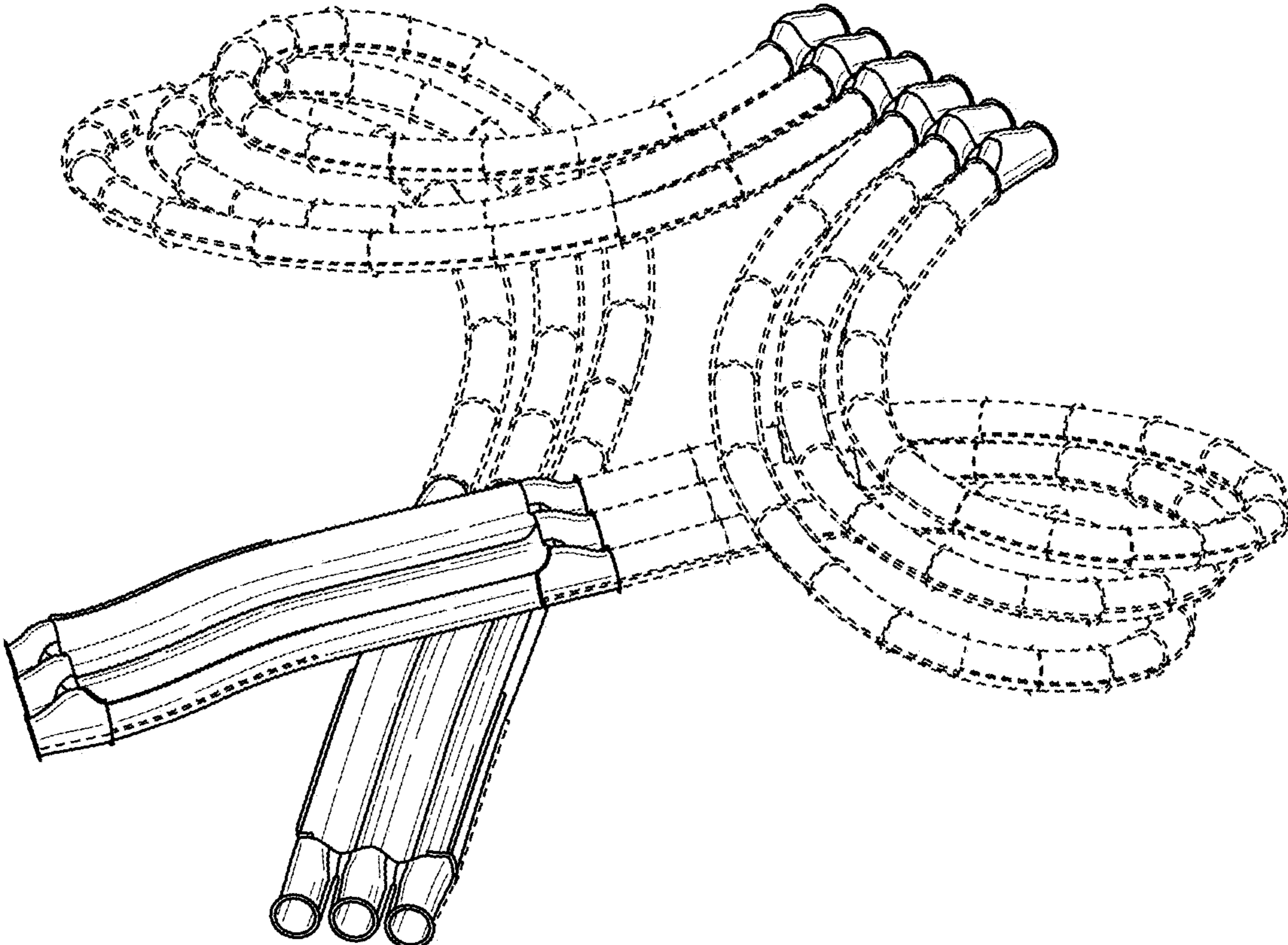


FIG. 1

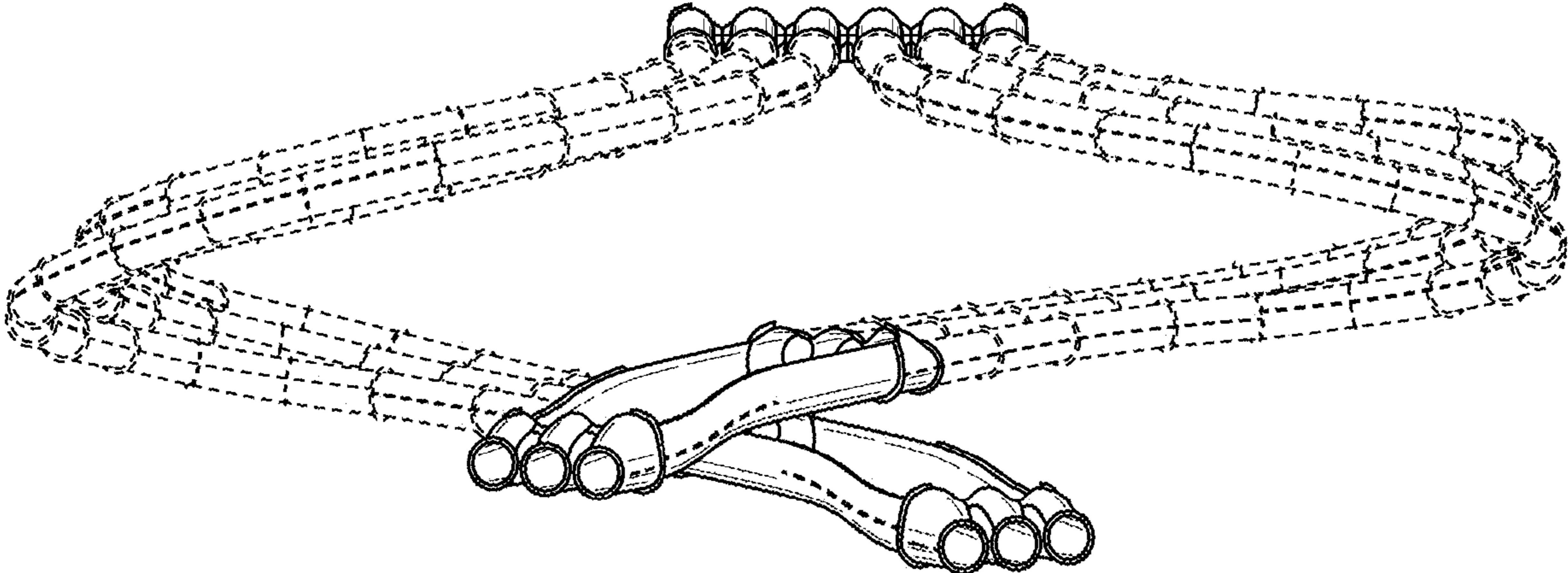


FIG. 2

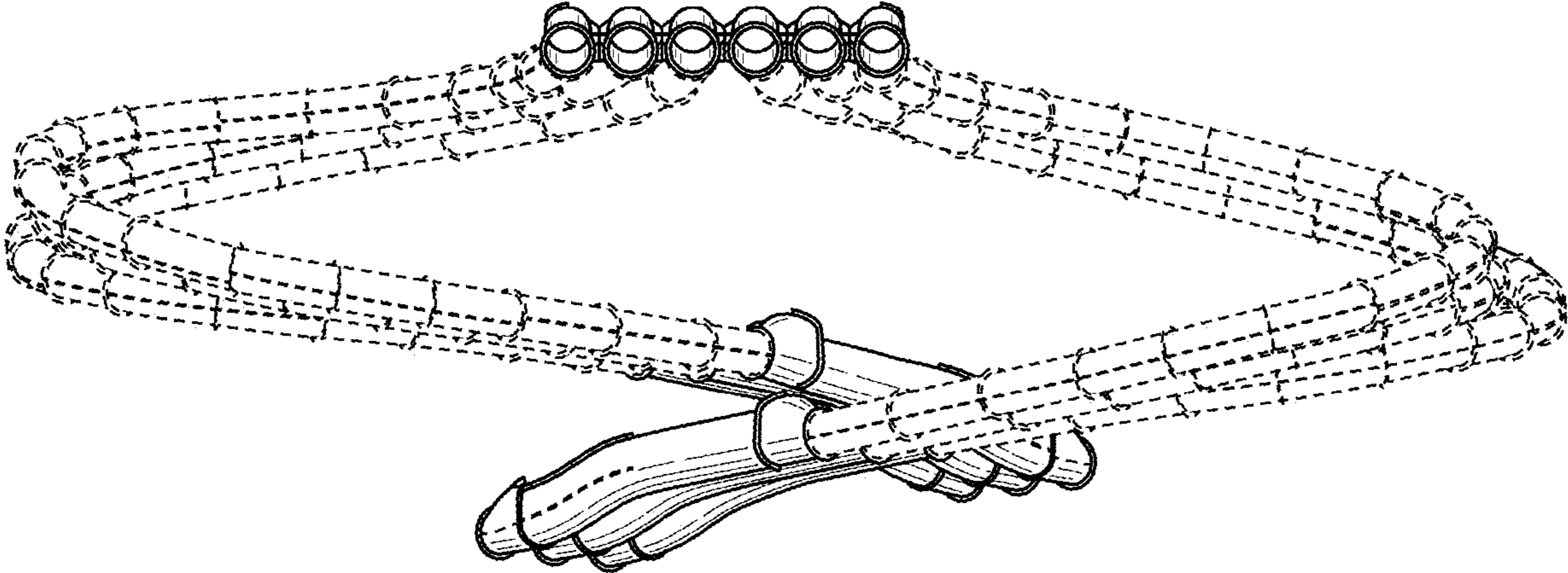


FIG. 3

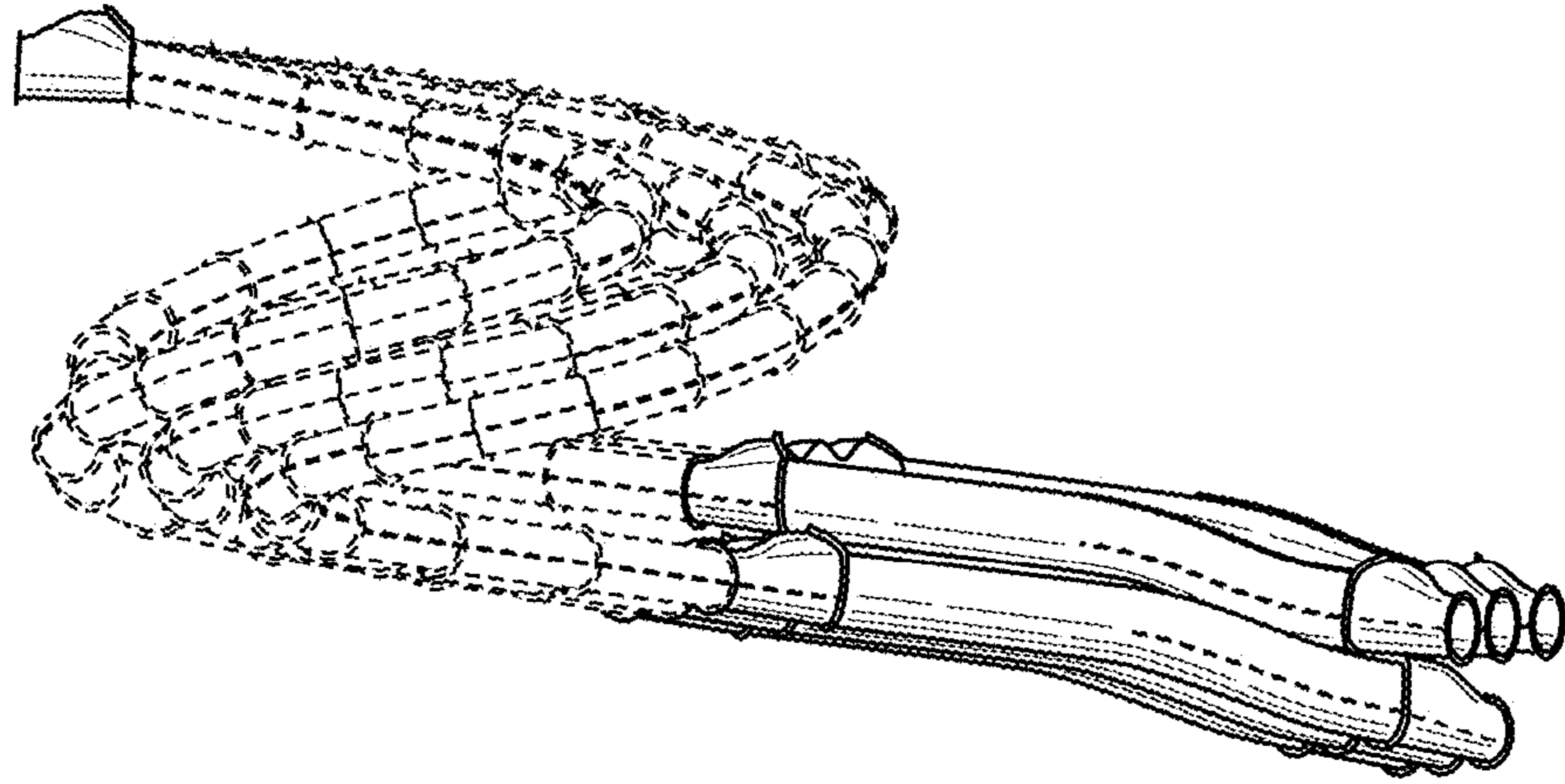


FIG. 4

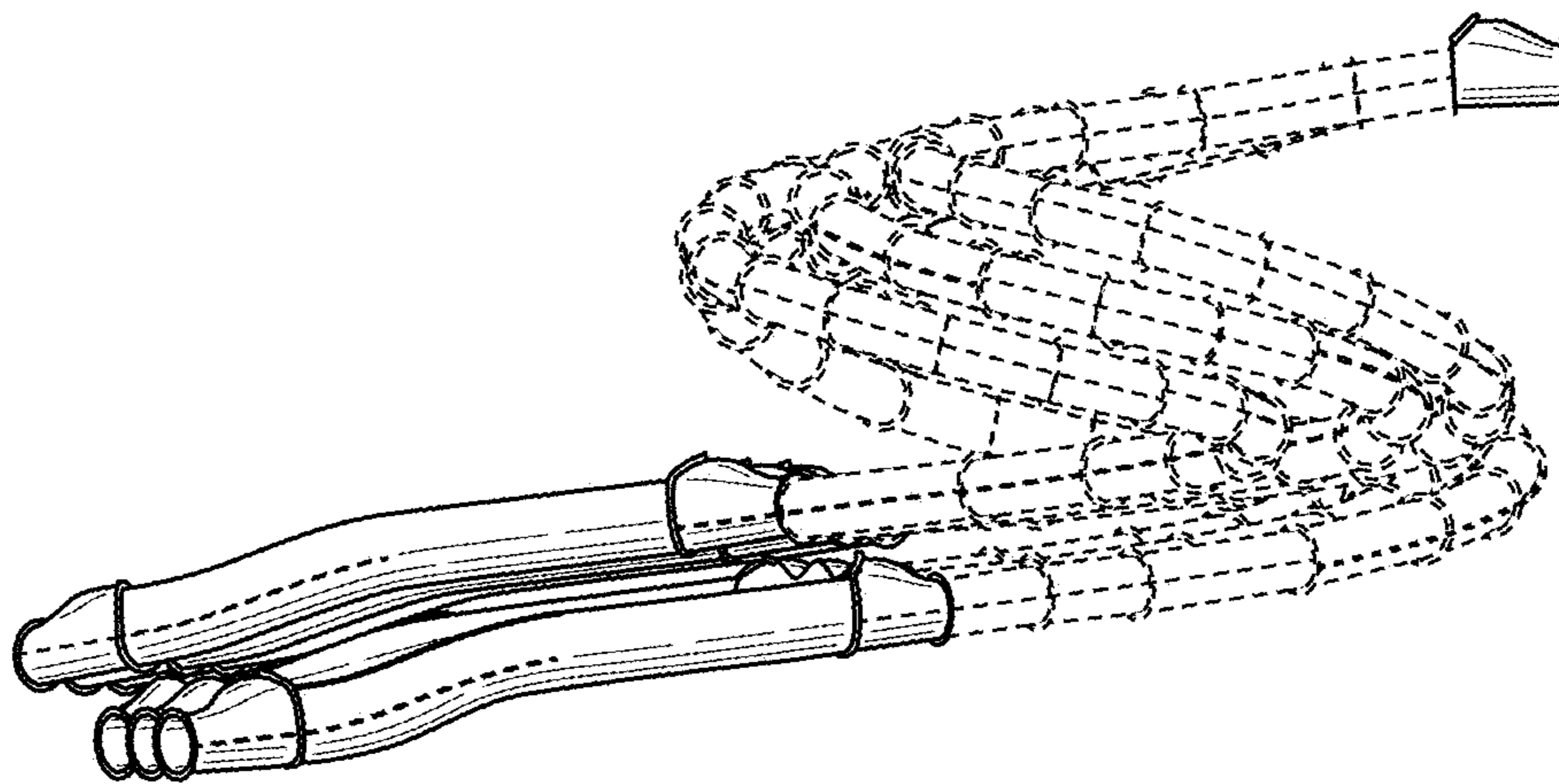


FIG. 5

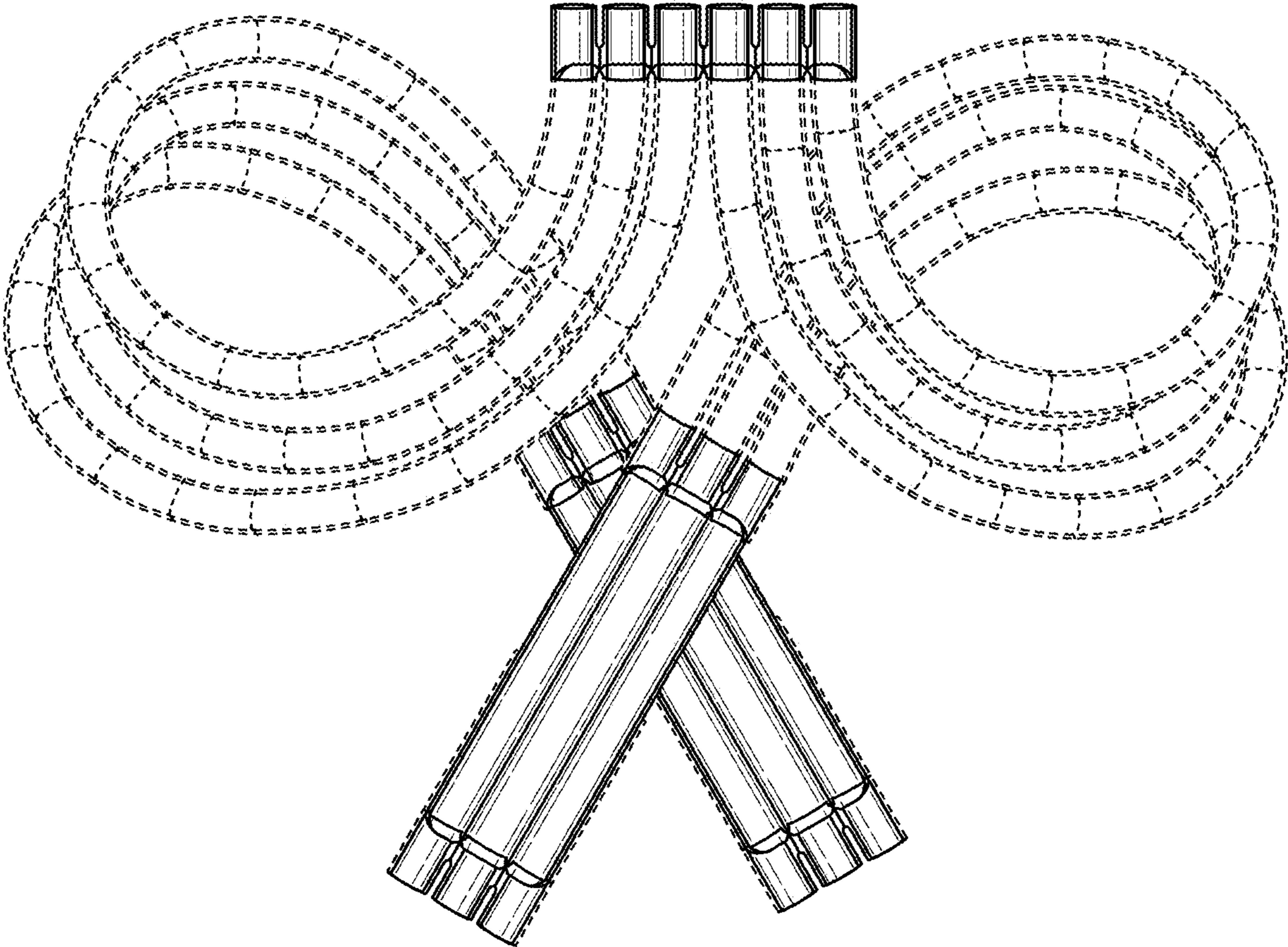


FIG. 6

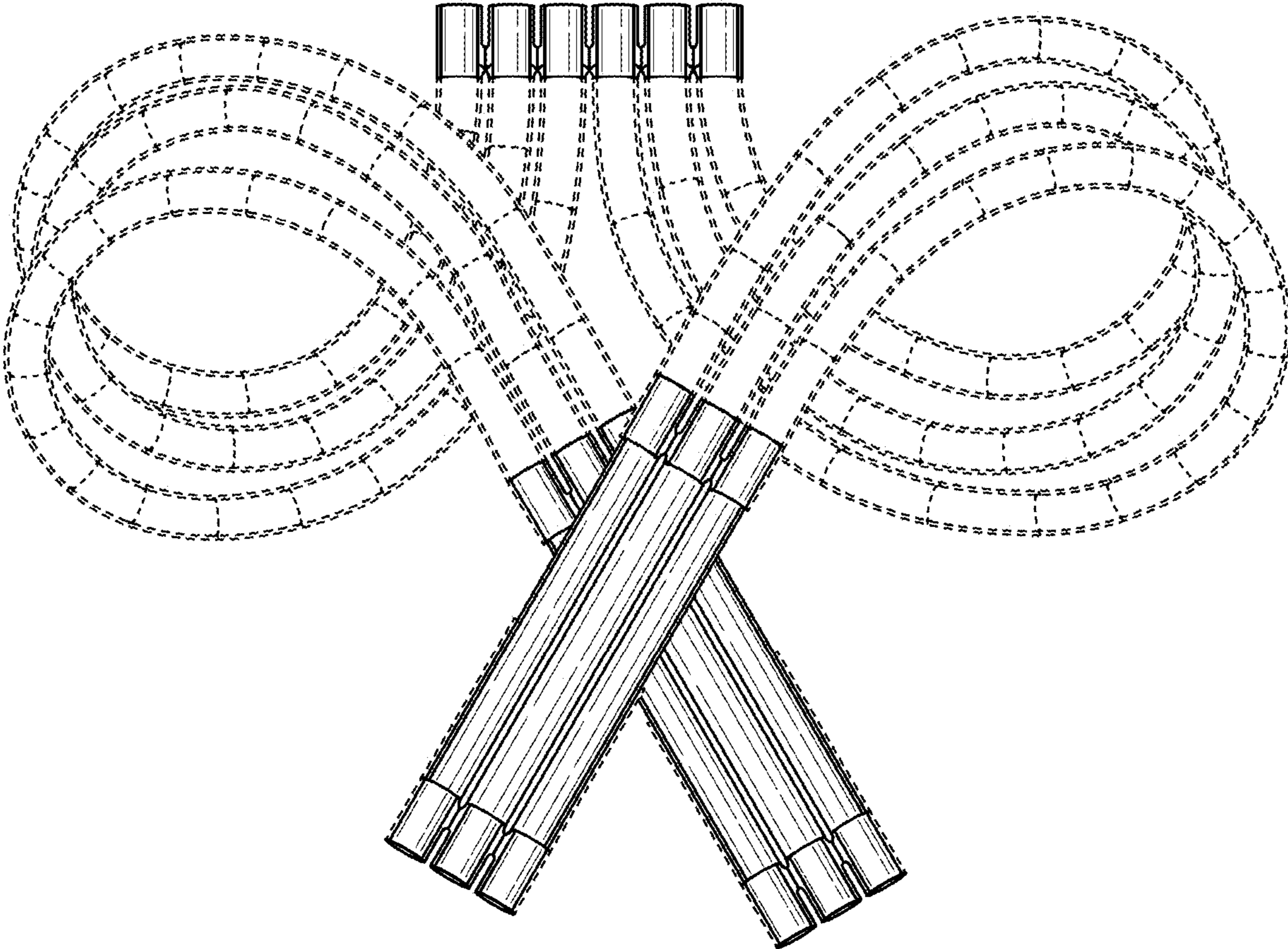


FIG. 7