



US00D941394S

(12) **United States Design Patent** (10) **Patent No.:** **US D941,394 S**
Brandewie et al. (45) **Date of Patent:** **** Jan. 18, 2022**

- (54) **THREE-SIDED SIGN**
- (71) Applicant: **Best Buy Co., Inc.**, Richfield, MN (US)
- (72) Inventors: **Christopher Brandewie**, Minneapolis, MN (US); **Sean Wilson**, Eden Prairie, MN (US); **Mark Odegard**, Eden Prairie, MN (US)
- (73) Assignee: **BBY Solutions, Inc.**, Richfield, MN (US)
- (**) Term: **15 Years**
- (21) Appl. No.: **29/713,658**
- (22) Filed: **Nov. 18, 2019**
- (51) **LOC (13) Cl.** **20-02**
- (52) **U.S. Cl.** **D20/41**
USPC
- (58) **Field of Classification Search**
USPC D20/10, 11, 22, 23, 26, 27, 28, 29, 41, D20/42, 43
CPC G09F 1/00; G09F 1/04; G09F 3/00; G09F 3/005; G09F 3/0288; G09F 3/0289; G09F 3/02; G09F 3/04; G09F 3/06; G09F 3/08; G09F 3/10; G06K 19/0776
See application file for complete search history.

- (56) **References Cited**
U.S. PATENT DOCUMENTS
- 1,592,595 A * 7/1926 Arendt G09F 7/00 40/564
- 2,260,082 A 10/1941 McCauley
- 3,399,400 A * 8/1968 Lucka G08B 5/36 340/323 R
- D281,336 S * 11/1985 Ahlgren D20/21
- D331,198 S * 11/1992 Nickerson D10/114.1
- D350,567 S * 9/1994 Vargish, II D20/41
- D376,820 S 12/1996 Bosman
- D397,558 S * 9/1998 Caya D20/41

- D403,360 S * 12/1998 Cobb D20/41
- D412,015 S * 7/1999 Greenfield D20/17
- D414,713 S 10/1999 Renk
- 6,050,012 A * 4/2000 Greenfield G09F 13/04 40/564
- D425,131 S * 5/2000 Gluck D20/10
- D434,001 S * 11/2000 Sayger D13/139.5
- D445,054 S * 7/2001 Despino F41H 11/08 D10/113.2

(Continued)

Primary Examiner — Mary Ann Calabrese
Assistant Examiner — Catherine Ho
(74) *Attorney, Agent, or Firm* — Forsgren Fisher; James M. Urzedowski; Daniel A. Tysver

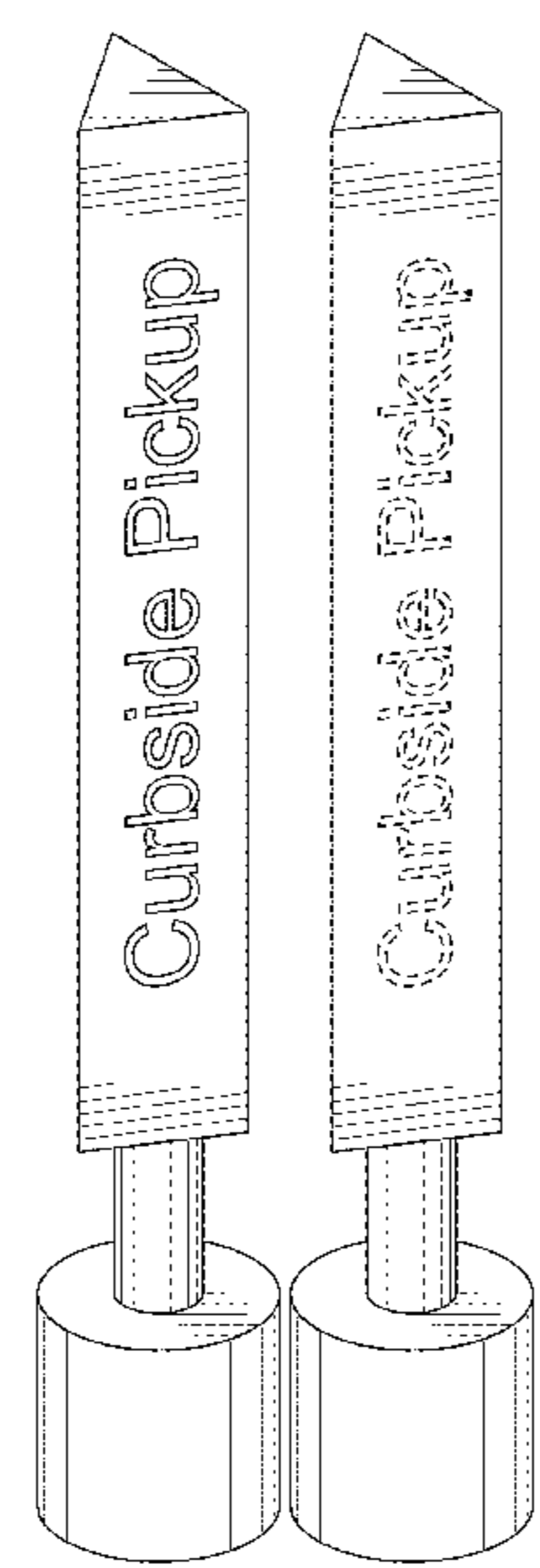
(57) **CLAIM**

The ornamental design for a three-sided sign, as shown and described.

DESCRIPTION

FIG. 1 is an isometric view of a first embodiment of a three-sided sign;
FIG. 2 is a front plan view thereof;
FIG. 3 is a rear view thereof;
FIG. 4 is a left side view thereof;
FIG. 5 is a right side view thereof;
FIG. 6 is a top view thereof;
FIG. 7 is a bottom view thereof;
FIG. 8 is an isometric view of a second embodiment of a three-sided sign;
FIG. 9 is a front plan view of FIG. 8;
FIG. 10 is a rear view thereof;
FIG. 11 is a left side view thereof;
FIG. 12 is a right side view thereof;
FIG. 13 is a top view thereof; and,
FIG. 14 is a bottom view thereof.
The broken lines shown in the drawings are included for purposes of illustrating portions of the three-sided sign and form no part of the claimed embodiment.

1 Claim, 4 Drawing Sheets



(56)

References Cited

U.S. PATENT DOCUMENTS

D544,126 S * 6/2007 Stafford D26/67
D546,394 S * 7/2007 Tanaka D20/39
D596,560 S * 7/2009 Cutchins D13/108
D597,699 S * 8/2009 Flaherty D26/68
D603,930 S * 11/2009 Cirinelli D22/112
D619,390 S * 7/2010 Chrystal D6/709
D648,059 S * 11/2011 Fisher D26/118
D661,832 S 6/2012 Williams
D731,211 S * 6/2015 Denby D6/672
D735,362 S * 7/2015 Kurtz D25/126
D753,332 S 4/2016 De Bevilacqua
D778,364 S 2/2017 Smith
D812,798 S * 3/2018 Wu D26/68
D831,746 S * 10/2018 Lim D20/10
D841,094 S * 2/2019 Flansburg D20/41
D842,379 S * 3/2019 Yoon D20/10
D844,059 S 3/2019 Flansburg
D844,060 S 3/2019 Flansburg
D844,061 S 3/2019 Flansburg
D852,275 S 6/2019 Flansburg
2006/0236914 A1 10/2006 Willett
2012/0177868 A1 * 7/2012 Horgash G09F 15/0031
428/100
2015/0371571 A1 * 12/2015 Hager H04N 5/64
348/552
2017/0213485 A1 * 7/2017 Santoro, Jr. G09F 1/065

* cited by examiner

FIG. 1

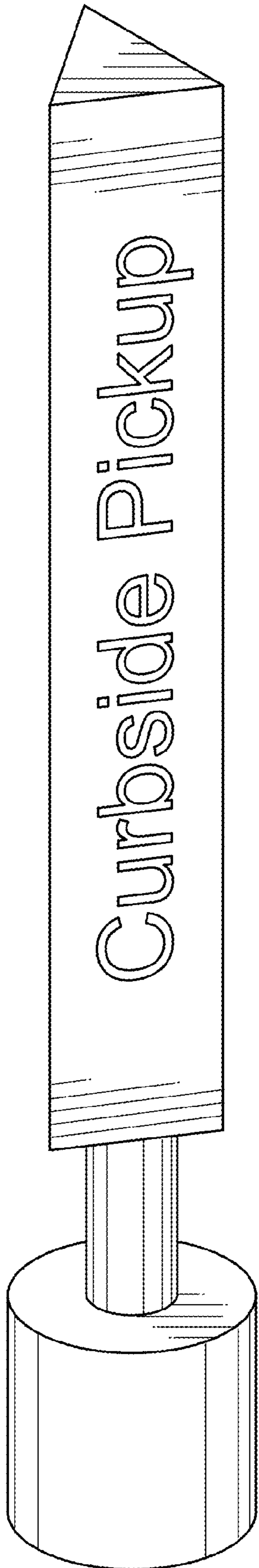


FIG. 2

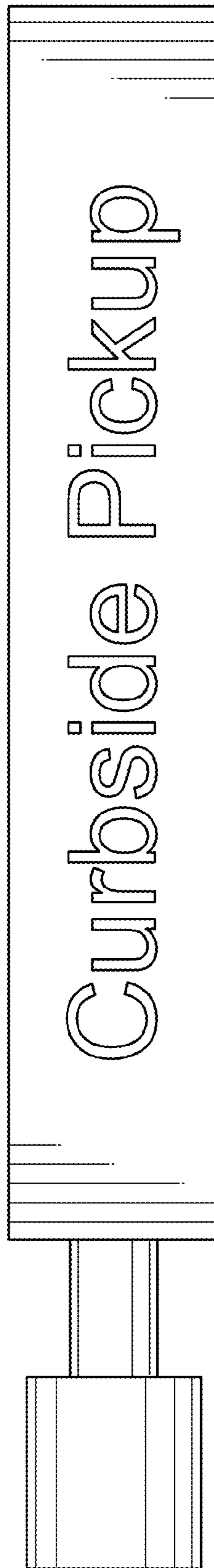


FIG. 3

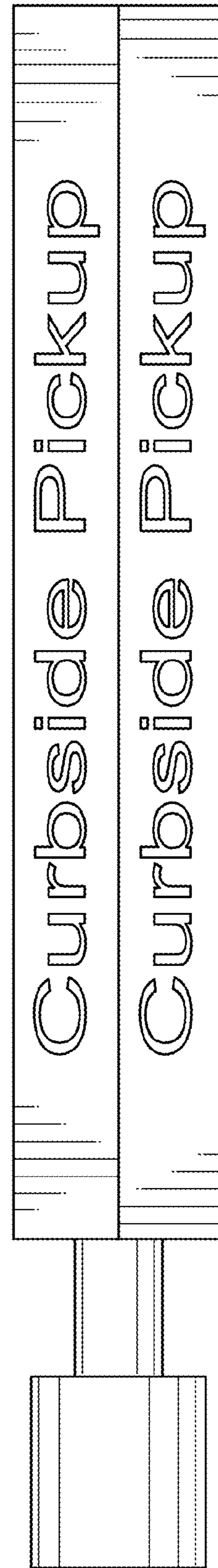


FIG. 4

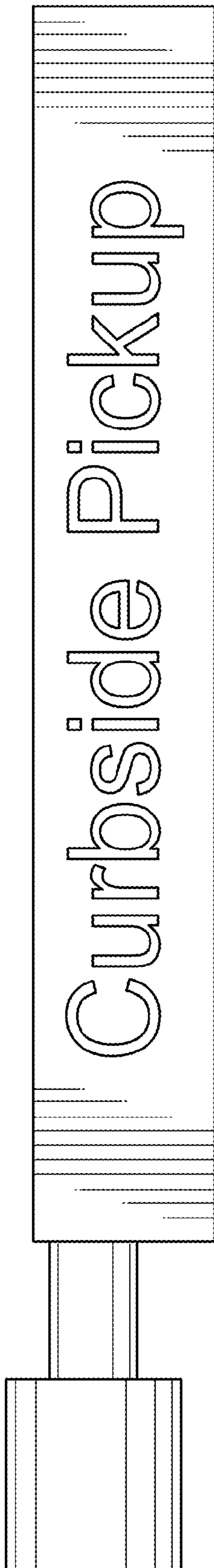


FIG. 5

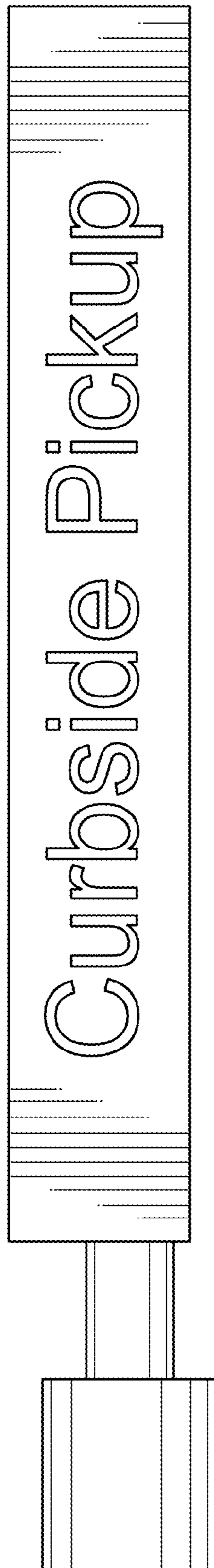


FIG. 6

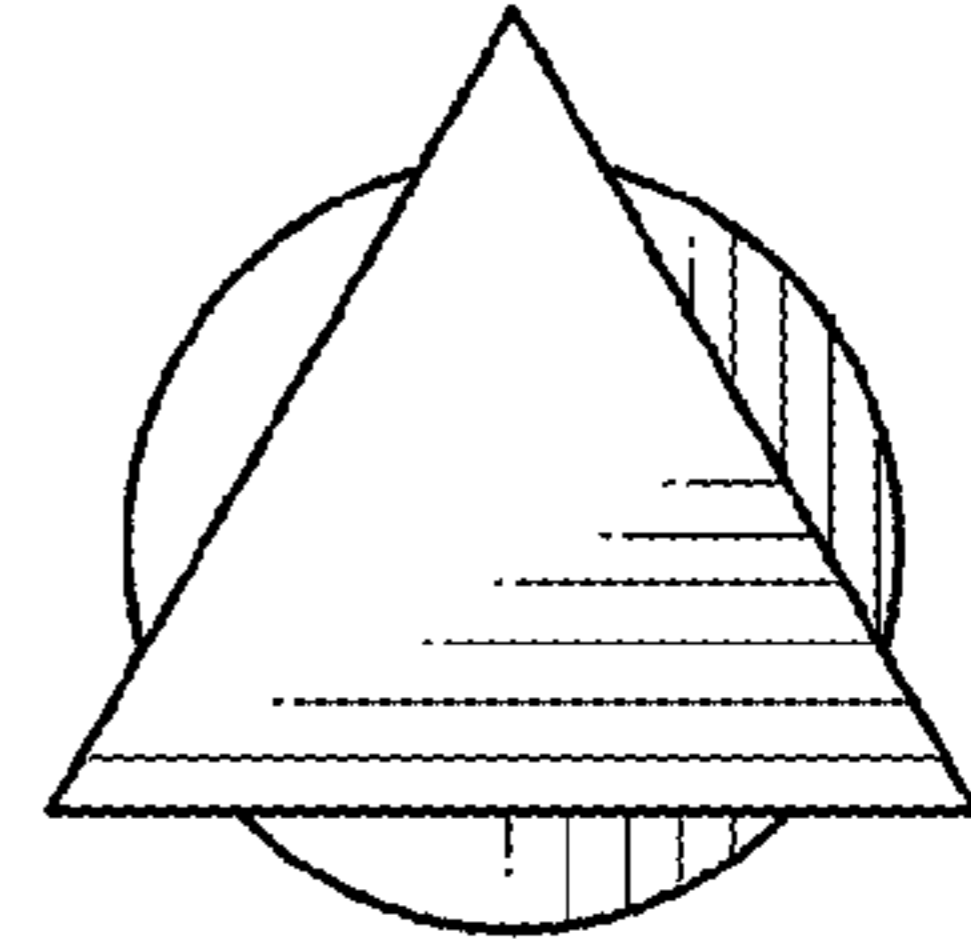


FIG. 7

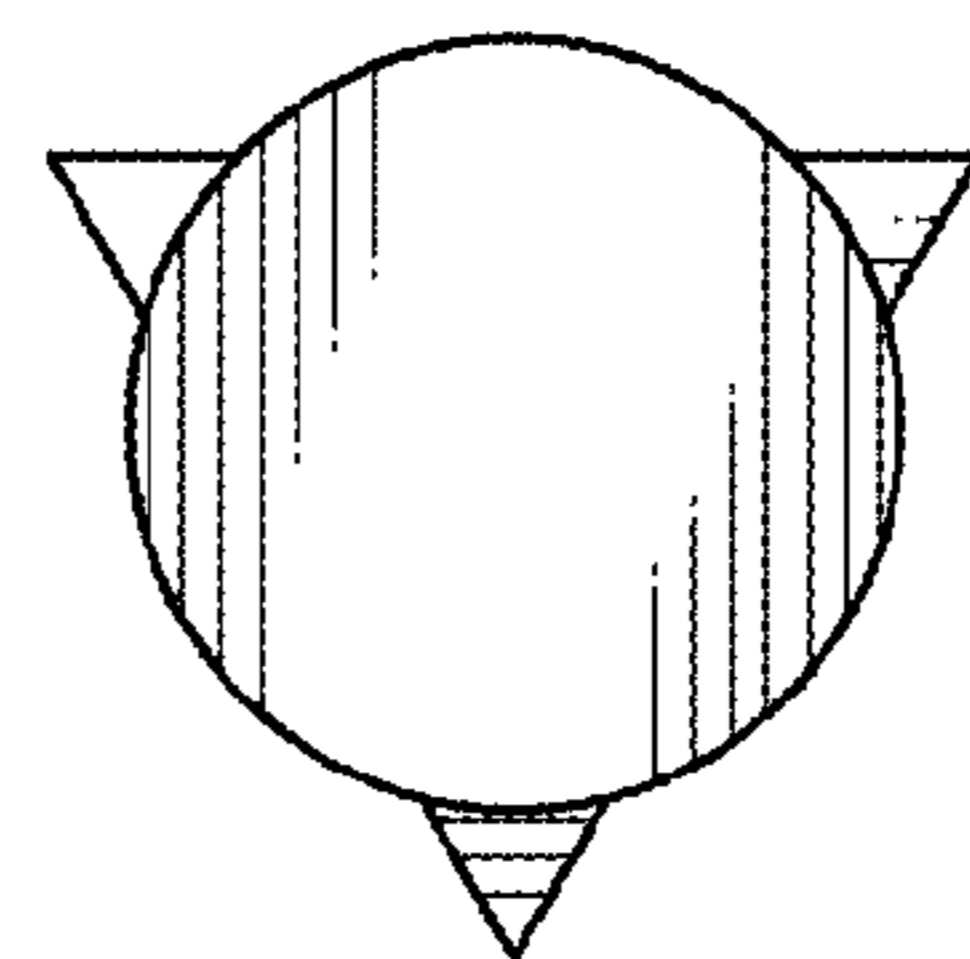


FIG. 8

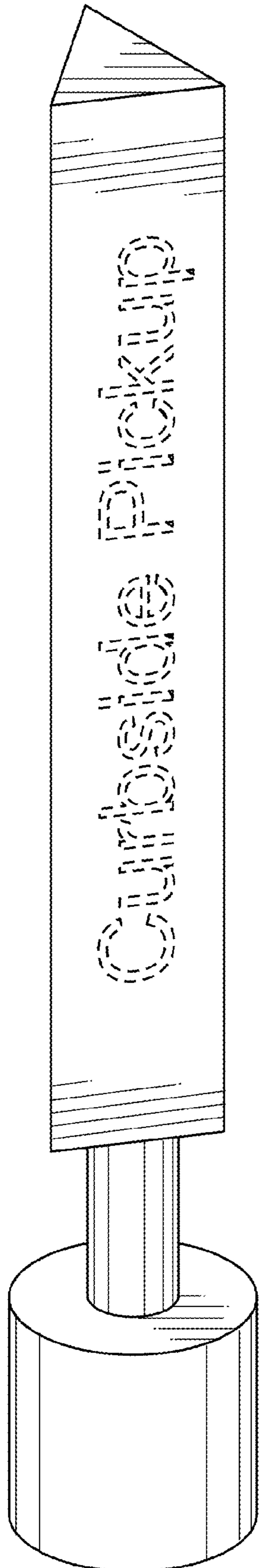


FIG. 9

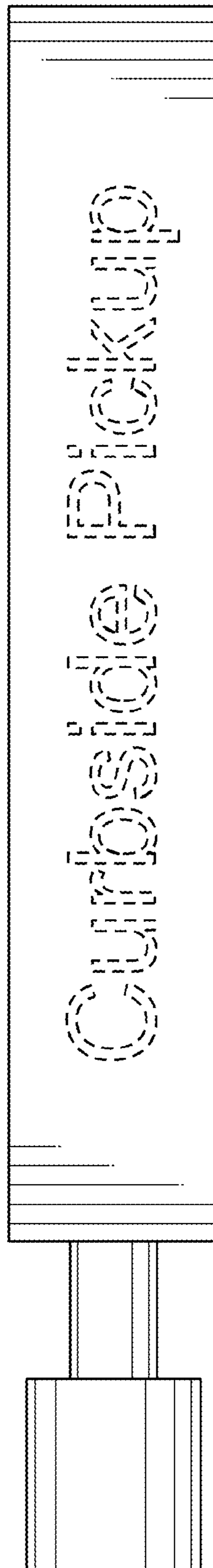


FIG. 10

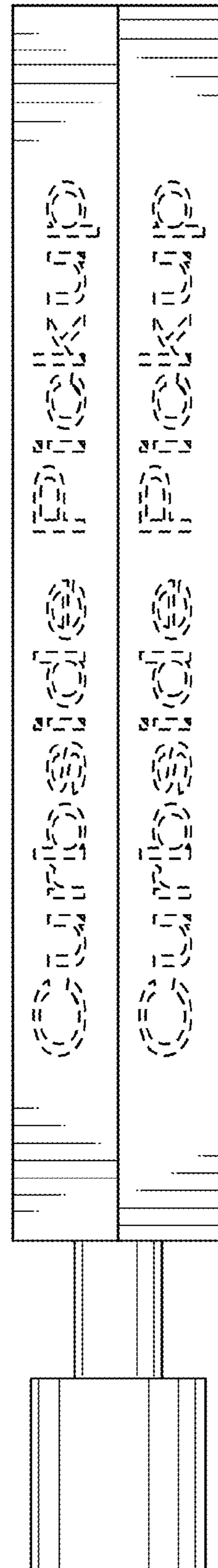


FIG. 11

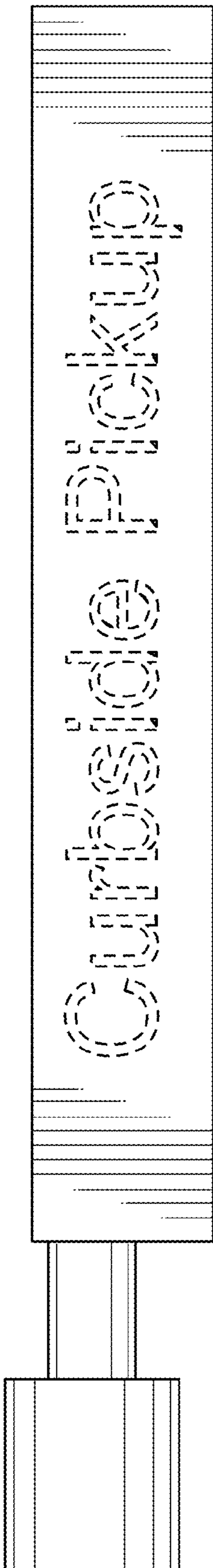


FIG. 12

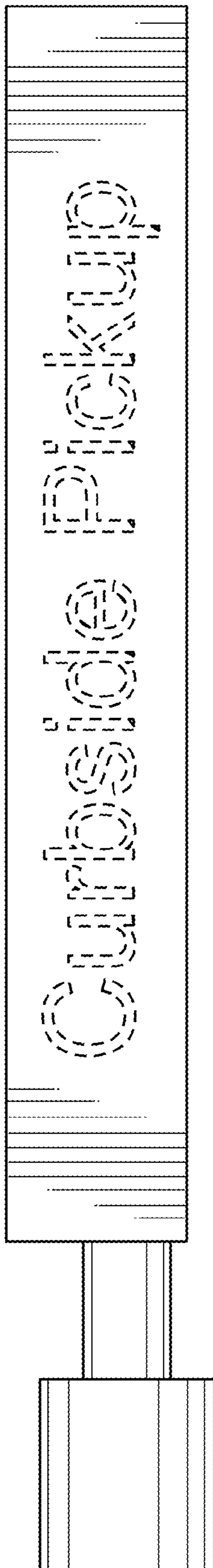


FIG. 13

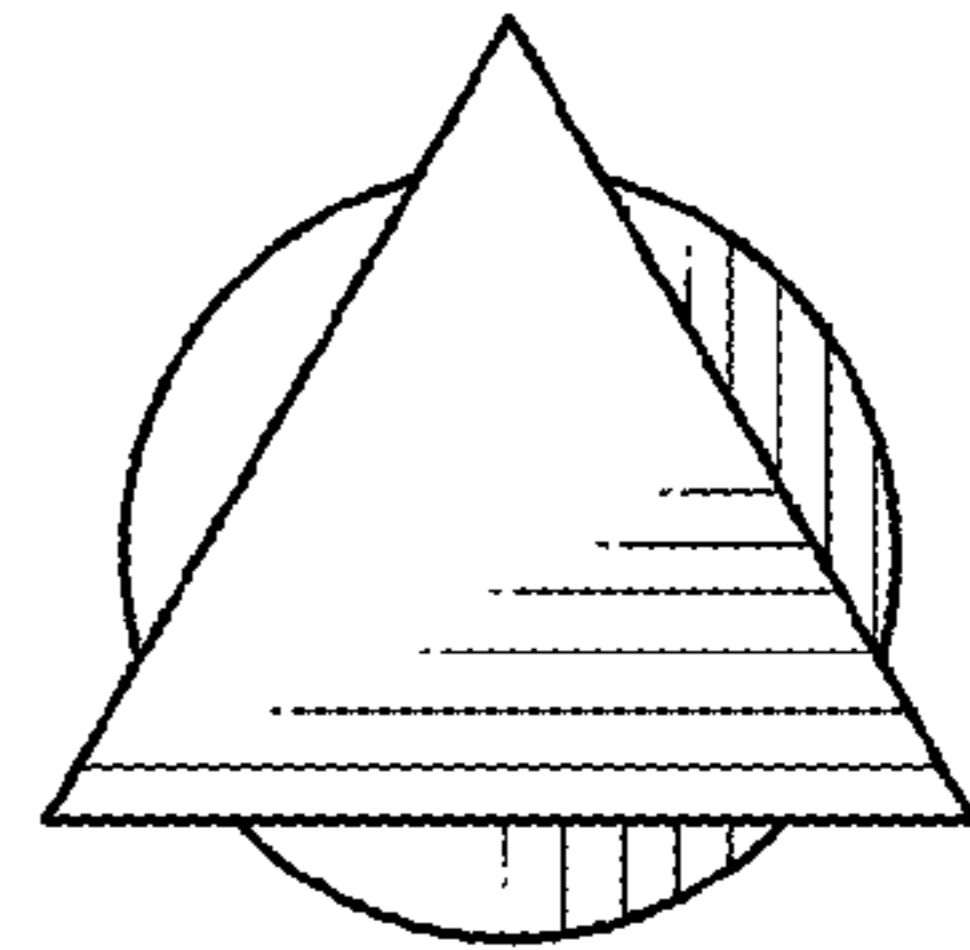


FIG. 14

