



US00D941392S

(12) **United States Design Patent** (10) **Patent No.:** **US D941,392 S**
Song (45) **Date of Patent:** **** Jan. 18, 2022**

(54) **DESK PAD**
(71) Applicant: **Young-kwon Song**, Paju-si (KR)
(72) Inventor: **Young-kwon Song**, Paju-si (KR)
(**) Term: **15 Years**
(21) Appl. No.: **29/725,905**
(22) Filed: **Feb. 27, 2020**

(51) **LOC (13) Cl.** **19-02**
(52) **U.S. Cl.**
USPC **D19/98**
(58) **Field of Classification Search**
USPC D19/113, 114, 9, 10, 11, 95, 98; D7/698;
D20/10, 22, 27, 39-42; D6/300-314,
D6/583, 613, 616, 617
CPC B43L 1/00; B43L 1/008; B43L 1/04; B43L
1/06; B43L 1/08; B43L 1/12; B43L
1/126; B43L 3/00; B43L 3/008; B43L
5/00; B43L 5/002; B43L 5/005; B43L
5/007
See application file for complete search history.

(56) **References Cited**

U.S. PATENT DOCUMENTS

D18,025 S * 1/1888 Kelsey D19/1
D20,350 S * 11/1890 Shepperd D6/300
D32,803 S * 6/1900 Clements D6/300
D32,804 S * 6/1900 Clements D6/300
2,181,874 A * 12/1939 Cross A47G 1/06
40/765
D129,715 S * 9/1941 Trolen D19/98
D163,684 S * 6/1951 Forman D6/305
3,390,474 A * 7/1968 Wright G03B 21/64
40/701
D212,886 S * 12/1968 Gordon D6/310
3,707,053 A * 12/1972 Itano A47G 1/0638
40/781
4,129,671 A * 12/1978 Greenberg B44C 5/0407
359/851

4,277,903 A * 7/1981 Crossot A47G 1/1606
40/757
D265,705 S * 8/1982 Yamazaki D6/583
4,382,986 A * 5/1983 Reuben B60N 3/048
428/124
4,711,347 A * 12/1987 Drexler A45C 11/182
150/147
D298,489 S * 11/1988 Sornborger D6/300
4,899,473 A * 2/1990 Wiener A47G 1/06
40/735
D310,000 S * 8/1990 Livingstone D6/583
(Continued)

FOREIGN PATENT DOCUMENTS

EM 007719737-0001 * 3/2020
KR 3020190041173 * 4/2020
KR 30200010788 * 6/2020

OTHER PUBLICATIONS

Orme Bath Rug by Red Barrel Studio, \$20.99, online on Wayfair.com, date of earliest review by Dawn from Lapeer, MI: Mar. 27, 2019.*

Primary Examiner — Elizabeth A. Albert
(74) *Attorney, Agent, or Firm* — Steven M. Shape;
Dennemeyer & Associates, LLC

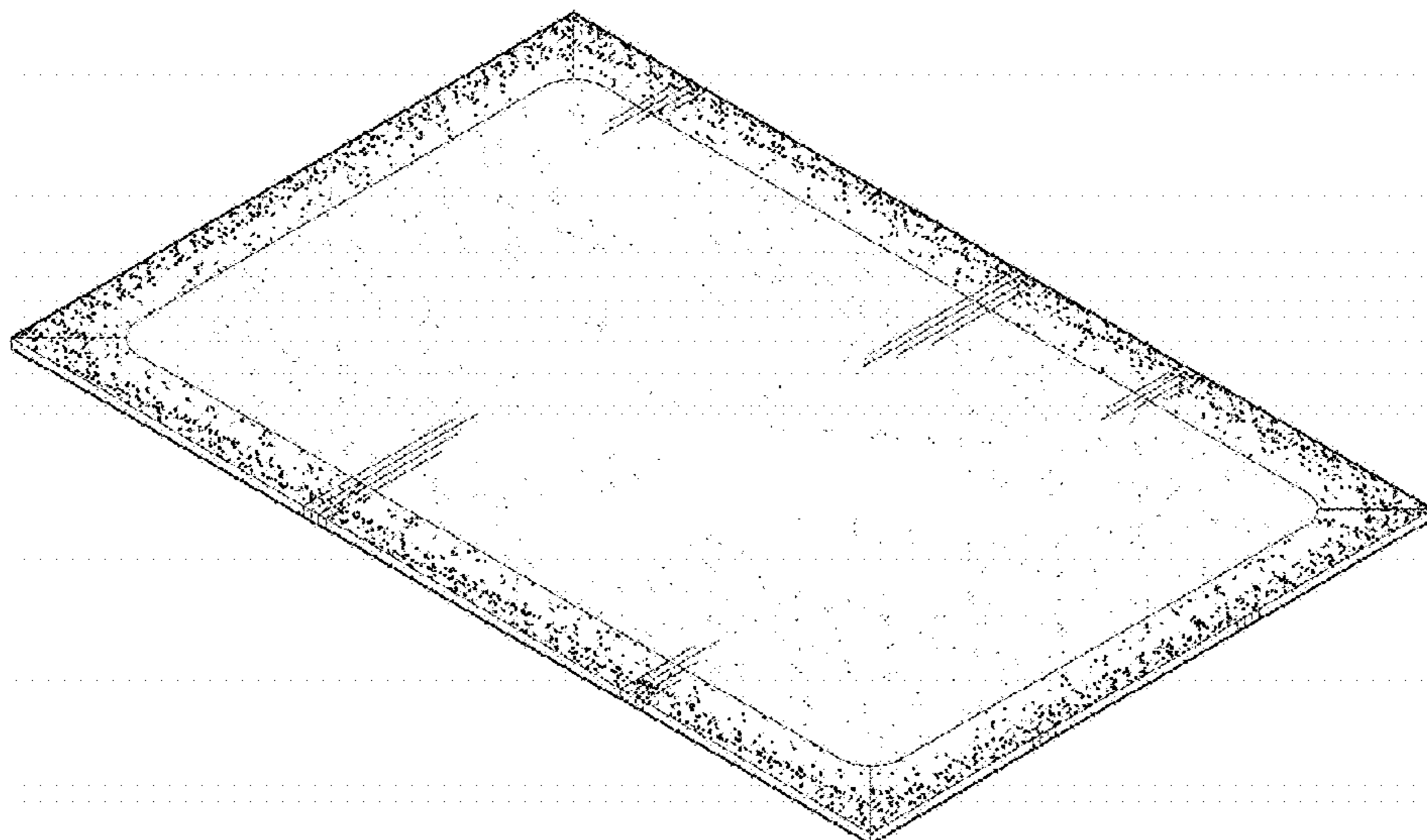
(57) **CLAIM**

The ornamental design for a desk pad, as shown and described.

DESCRIPTION

FIG. 1 is a perspective view of a desk pad showing my new design;
FIG. 2 is a top plan view thereof;
FIG. 3 is a bottom plan view thereof;
FIG. 4 is a left side view thereof;
FIG. 5 is a right side view thereof;
FIG. 6 is a front view thereof; and,
FIG. 7 is a rear view thereof.

1 Claim, 4 Drawing Sheets



(56)

References Cited

U.S. PATENT DOCUMENTS

5,025,581 A * 6/1991 Polzin G09F 3/203
40/594
D389,323 S * 1/1998 Buchert D6/300
5,974,715 A * 11/1999 Werner G09F 3/202
40/772
D613,338 S * 4/2010 Marukos D20/10
D617,565 S * 6/2010 Mischel, Jr. D6/300
D629,402 S * 12/2010 Crisp D14/390
D666,860 S * 9/2012 Lubart D6/583
D732,533 S * 6/2015 Hirota D14/389
D741,088 S * 10/2015 Williams D6/617
D742,651 S * 11/2015 Sands D6/301
D751,828 S * 3/2016 Shields D6/300
D859,009 S * 9/2019 Gough D6/300
D901,209 S * 11/2020 Hall D6/582

* cited by examiner

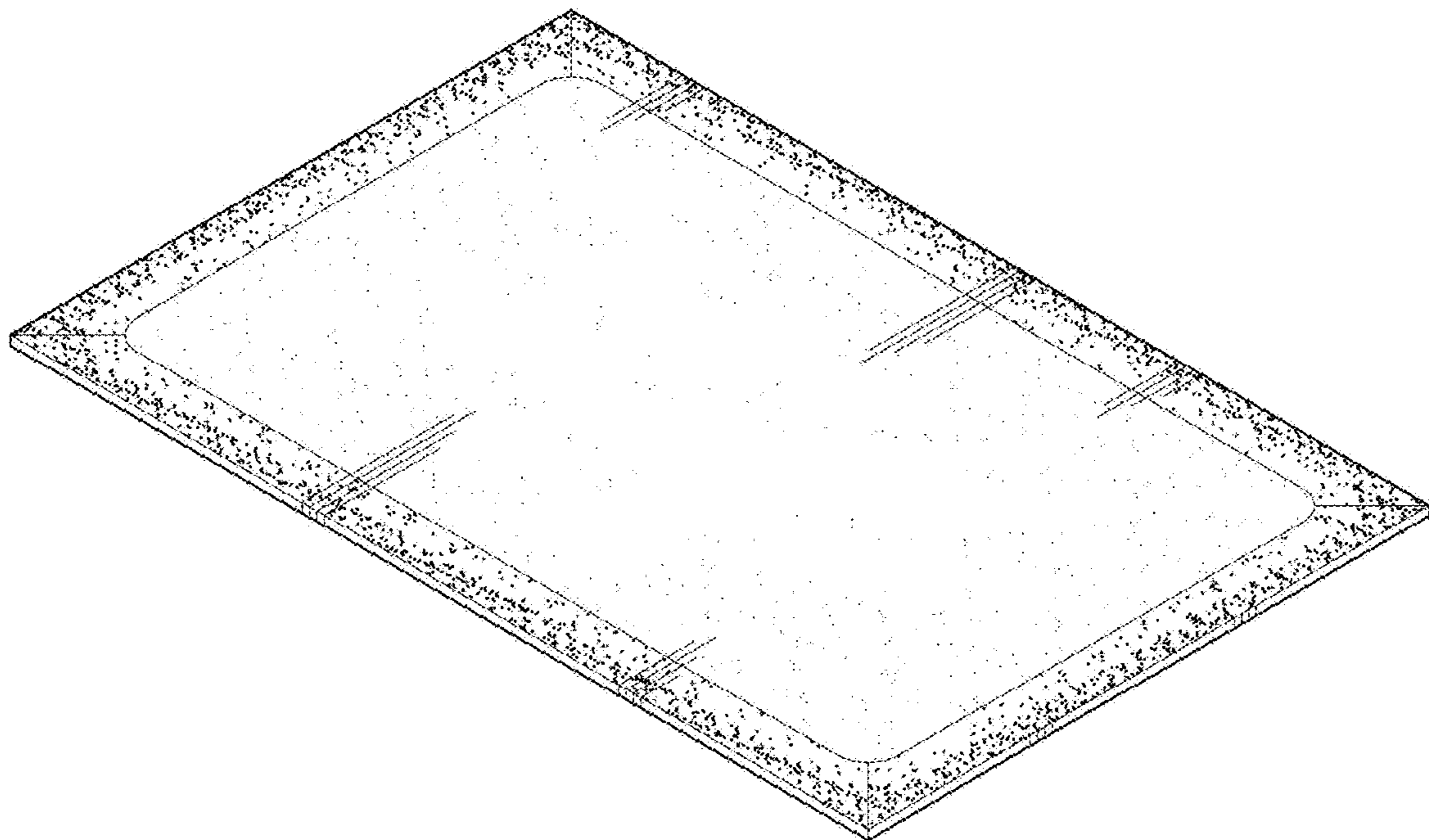


Fig. 1




Fig. 2




Fig. 3



Fig. 4



Fig. 5



Fig. 6



Fig. 7