



US00D941391S

(12) **United States Design Patent** (10) **Patent No.:** **US D941,391 S**
Harvey et al. (45) **Date of Patent:** **** *Jan. 18, 2022**

(54) **INK CARTRIDGE**

- (71) Applicant: **Hewlett-Packard Development Company, L.P.**, Houston, TX (US)
- (72) Inventors: **David C. Harvey**, Portland, OR (US);
David Olsen, Corvallis, OR (US);
Ralph L. Stathem, Lebanon, OR (US)
- (73) Assignee: **Hewlett-Packard Development Company, L.P.**, Spring, TX (US)

- (*) Notice: This patent is subject to a terminal disclaimer.
- (**) Term: **15 Years**

(21) Appl. No.: **29/668,530**

(22) Filed: **Oct. 31, 2018**

Related U.S. Application Data

(63) Continuation of application No. 29/665,760, filed on Oct. 5, 2018, which is a continuation of application
(Continued)

(51) **LOC (13) Cl.** **18-02**

(52) **U.S. Cl.**
USPC **D18/56**

(58) **Field of Classification Search**
USPC D18/56
(Continued)

(56) **References Cited**

U.S. PATENT DOCUMENTS

D313,426 S * 1/1991 Berriman D18/56
D361,343 S * 8/1995 Kaplinsky 347/87
(Continued)

FOREIGN PATENT DOCUMENTS

EP 1122078 8/2001

OTHER PUBLICATIONS

United States Patent and Trademark Office, "Final Office action," issued in connection with U.S. Appl. No. 29/402,509, dated May 25, 2018, 13 pages.

(Continued)

Primary Examiner — Calvin E Vansant
(74) *Attorney, Agent, or Firm* — Hanley Flight & Zimmerman LLC

(57) **CLAIM**

The ornamental design for an ink cartridge, as shown and described.

DESCRIPTION

FIG. 1 is a front, top, and left side perspective view of an ink cartridge.

FIG. 2 is a rear, bottom, and right side perspective view of the ink cartridge of FIG. 1.

FIG. 3 is a rear, top, and right side perspective view of the ink cartridge of FIG. 1.

FIG. 4 is a rear, top, and left side perspective view of the ink cartridge of FIG. 1.

FIG. 5 is a left side view of the ink cartridge of FIG. 1.

FIG. 6 is a right side view of the ink cartridge of FIG. 1.

FIG. 7 is a top view of the ink cartridge of FIG. 1.

FIG. 8 is a bottom view of the ink cartridge of FIG. 1.

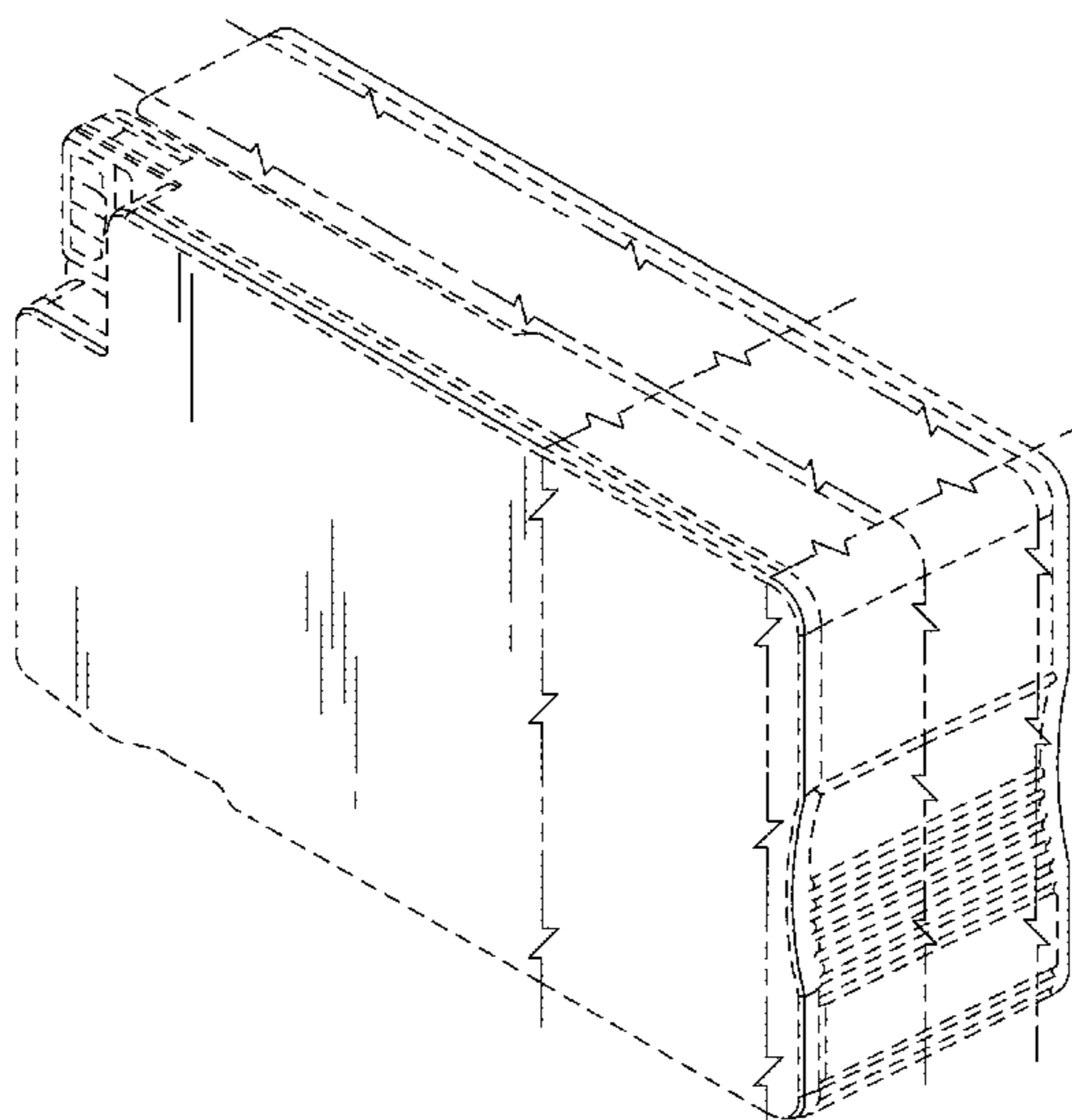
FIG. 9 is a front view of the ink cartridge of FIG. 1; and, FIG. 10 is a rear view of the ink cartridge of FIG. 1.

The broken lines of the FIGURES are for illustration only. The broken lines and the unshaded regions bounded by broken lines form no part of the claimed design.

Line shading is not surface ornamentation.

The broken lines of the FIGURES depict portion of the ink cartridge and form no part of the claimed design. The broken lines and the unshaded regions bounded by broken lines form no part of the claimed design.

1 Claim, 10 Drawing Sheets



Related U.S. Application Data

No. 29/402,509, filed on Sep. 23, 2011, now Pat. No. Des. 875,828.

(58) **Field of Classification Search**

CPC B41J 2/175; B41J 2/17513
See application file for complete search history.

(56) **References Cited**

U.S. PATENT DOCUMENTS

D376,174	S	*	12/1996	Tokuda	D18/56
6,155,678	A		12/2000	Komplin et al.		
D441,013	S	*	4/2001	Kotaki	347/86
6,435,662	B2		8/2002	Kline et al.		
D464,672	S		10/2002	Shinano et al.		
D477,020	S	*	7/2003	Seino	347/86
D489,757	S		5/2004	Matsumoto		
6,955,422	B2		10/2005	Miyazawa et al.		
7,018,027	B2		3/2006	Harada et al.		
D521,547	S	*	5/2006	Jones	347/88
D530,740	S	*	10/2006	Engel	D18/56
7,125,108	B2		10/2006	Toba et al.		
D542,341	S	*	5/2007	Hattori	347/86
D549,280	S		8/2007	Morino		
D556,258	S		11/2007	Morino		
D571,853	S	*	6/2008	Horiuchi	D18/56
D573,634	S	*	7/2008	Horiuchi	D18/56
D585,090	S		1/2009	Ishizawa		
7,506,973	B2		3/2009	Steinmetz et al.		
7,552,997	B2		6/2009	Suzuki et al.		
D598,050	S		8/2009	Nozawa		
D611,532	S		3/2010	Nanjo et al.		
D612,417	S	*	3/2010	Harada	D18/56
D656,183	S		3/2012	Nanjo et al.		
D656,186	S		3/2012	Oya et al.		
D665,841	S	*	8/2012	Williamson	D18/56
D675,252	S	*	1/2013	Harvey	D18/56
D678,406	S		3/2013	Yonekawa et al.		
D680,165	S		4/2013	Takagi et al.		
D680,582	S	*	4/2013	Harvey	D18/56
D681,728	S		5/2013	Takagi et al.		
8,449,091	B2		5/2013	Kanbe et al.		
D699,785	S		2/2014	Harvey et al.		
D707,290	S	*	6/2014	Harvey	D18/56
D712,464	S		9/2014	Harvey et al.		
D712,466	S	*	9/2014	Nagashima	D18/56
D729,312	S	*	5/2015	Harvey	B41J 2/17513 D18/56
D780,257	S	*	2/2017	Kimura	B41J 2/17513 D18/56

D786,347	S	*	5/2017	Okazaki	B41J 2/17513 D18/56
D875,828	S	*	2/2020	Harvey	B41J 2/1755 D18/56
2005/0001888	A1		1/2005	Seino et al.		
2005/0211594	A1*		9/2005	Katsuyama	B41J 2/1755 206/461
2007/0052773	A1*		3/2007	Kawamura	B41J 2/17513 347/86
2007/0263052	A1*		11/2007	Iijima	B41J 2/17513 347/92
2008/0165232	A1		7/2008	Yuen		
2008/0180495	A1		7/2008	Gonzales		
2008/0239036	A1		10/2008	Hattori		
2009/0141097	A1		6/2009	Nakamura et al.		
2009/0141103	A1		6/2009	Takagi		
2010/0277554	A1*		11/2010	Sulser	B41J 2/17513 347/86
2011/0310187	A1		12/2011	Kanbe et al.		
2013/0050359	A1		2/2013	Kanbe et al.		

OTHER PUBLICATIONS

United States Patent and Trademark Office, "Non-Final Office action," issued in connection with U.S. Appl. No. 29/402,509, dated Nov. 17, 2017, 12 pages.

United States Patent and Trademark Office, "Final Office action," issued in connection with U.S. Appl. No. 29/402,509, dated Dec. 11, 2013, 11 pages.

United States Patent and Trademark Office, "Non-Final Office action," issued in connection with U.S. Appl. No. 29/402,509, dated Aug. 28, 2013, 12 pages.

United States Patent and Trademark Office, "Final Office action," issued in connection with U.S. Appl. No. 29/402,509, dated May 2, 2013, 9 pages.

United States Patent and Trademark Office, "Non-Final Office action," issued in connection with U.S. Appl. No. 29/402,509, dated Dec. 19, 2012, 10 pages.

One photograph of a brother LC110 Ink supply cartridge and shipping container, one photograph comprising three EPSON ink cartridges, models T0692, TO693, TO694, one photograph of 170 ml Canon LF aqueous supplies and shipping container, one photograph of HP large format DesignJet cartridges and shipping container, all on two pages. To the best of applicant's knowledge, all of the products shown in the photographs were on sale in the United States more than one year prior to the filing date of the parent application.

* cited by examiner

FIG. 1

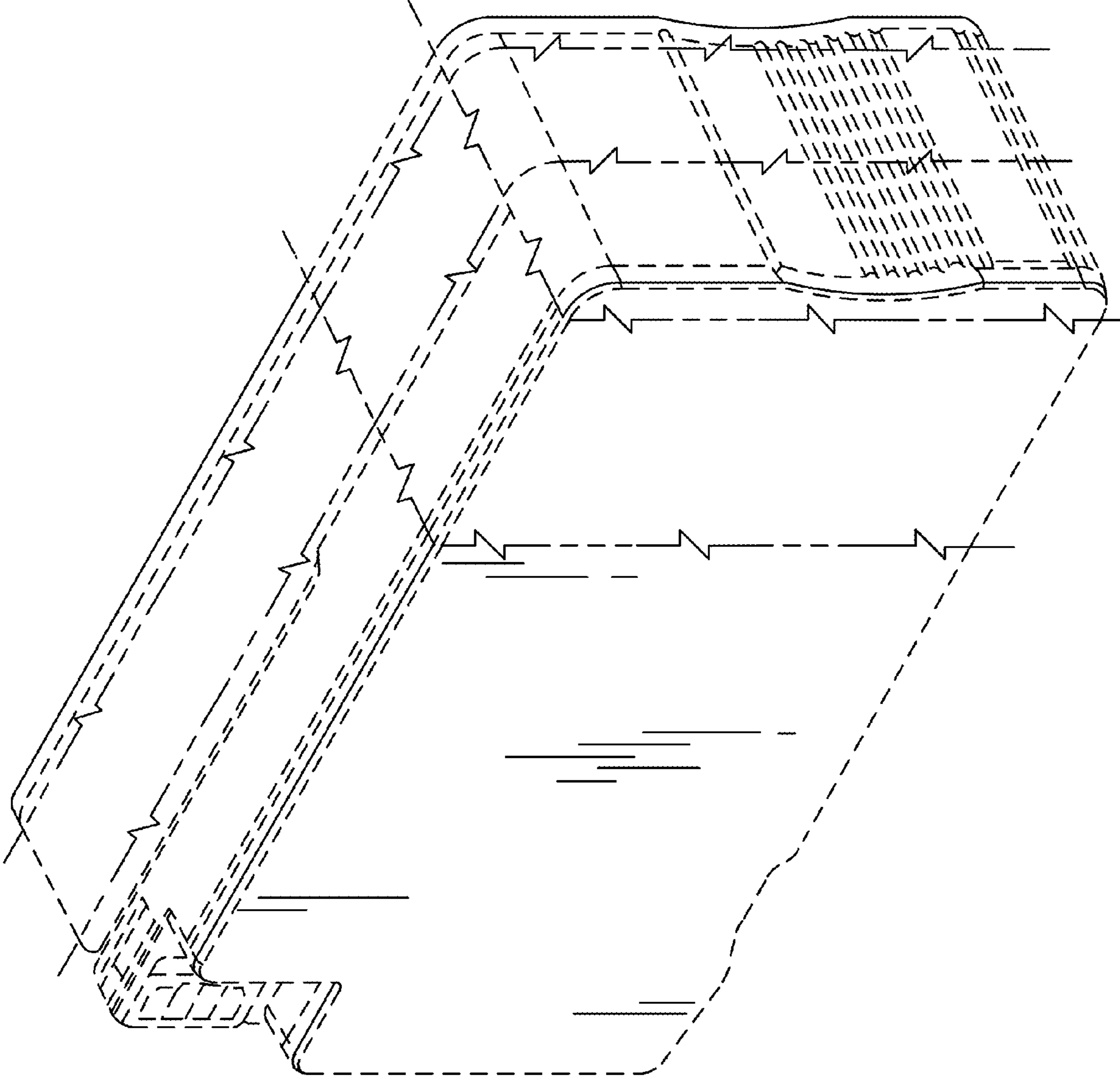
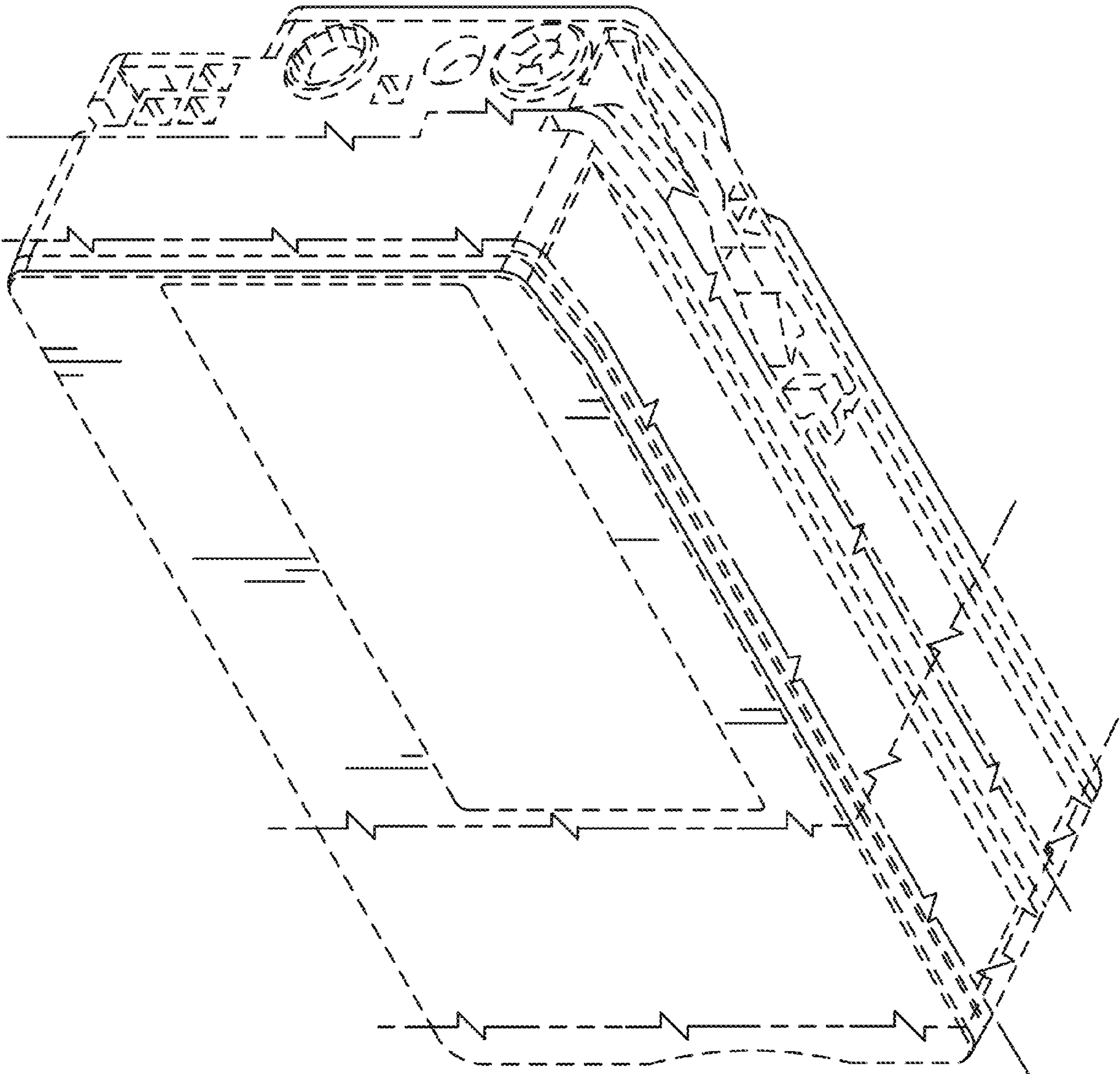


FIG. 2



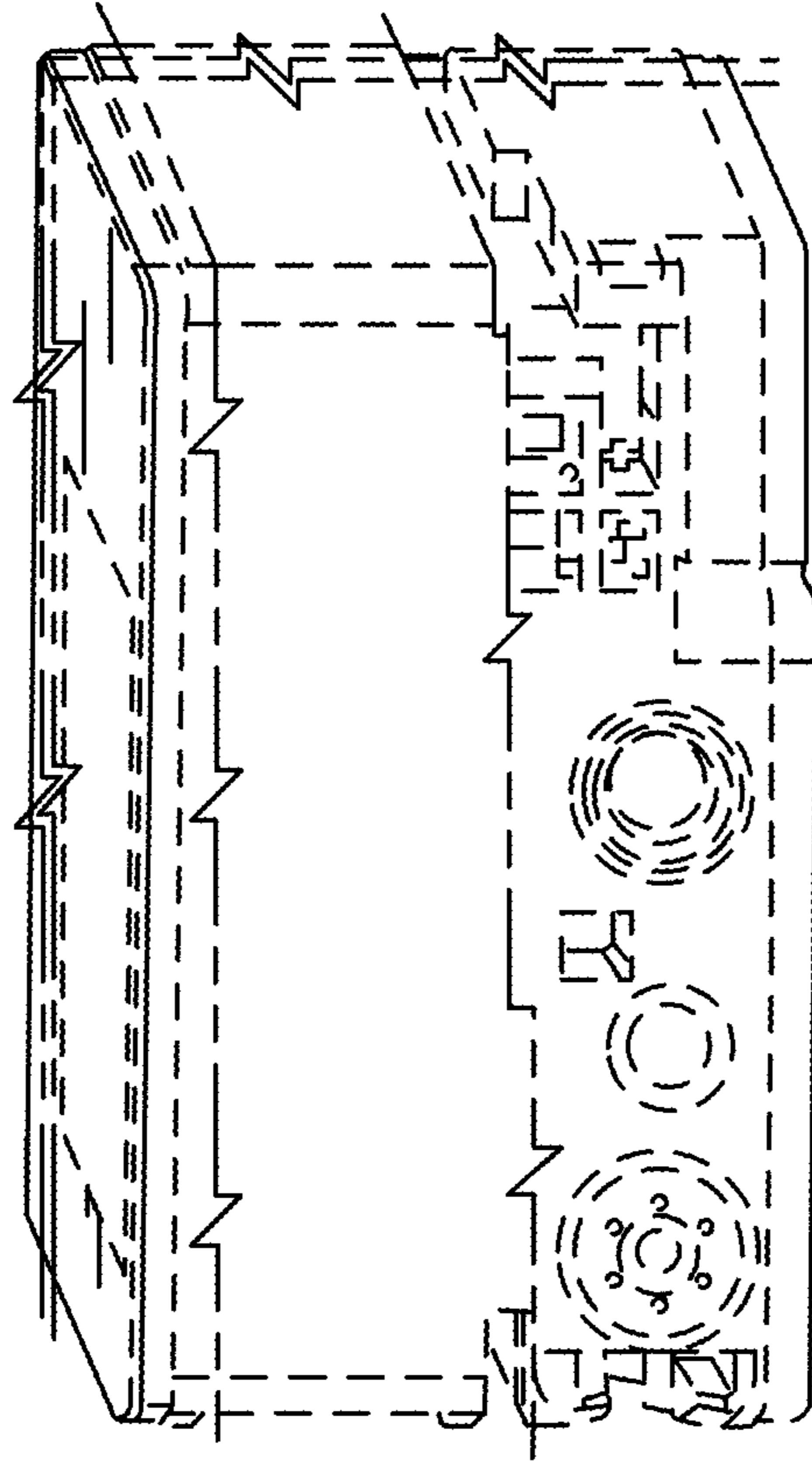


FIG. 3

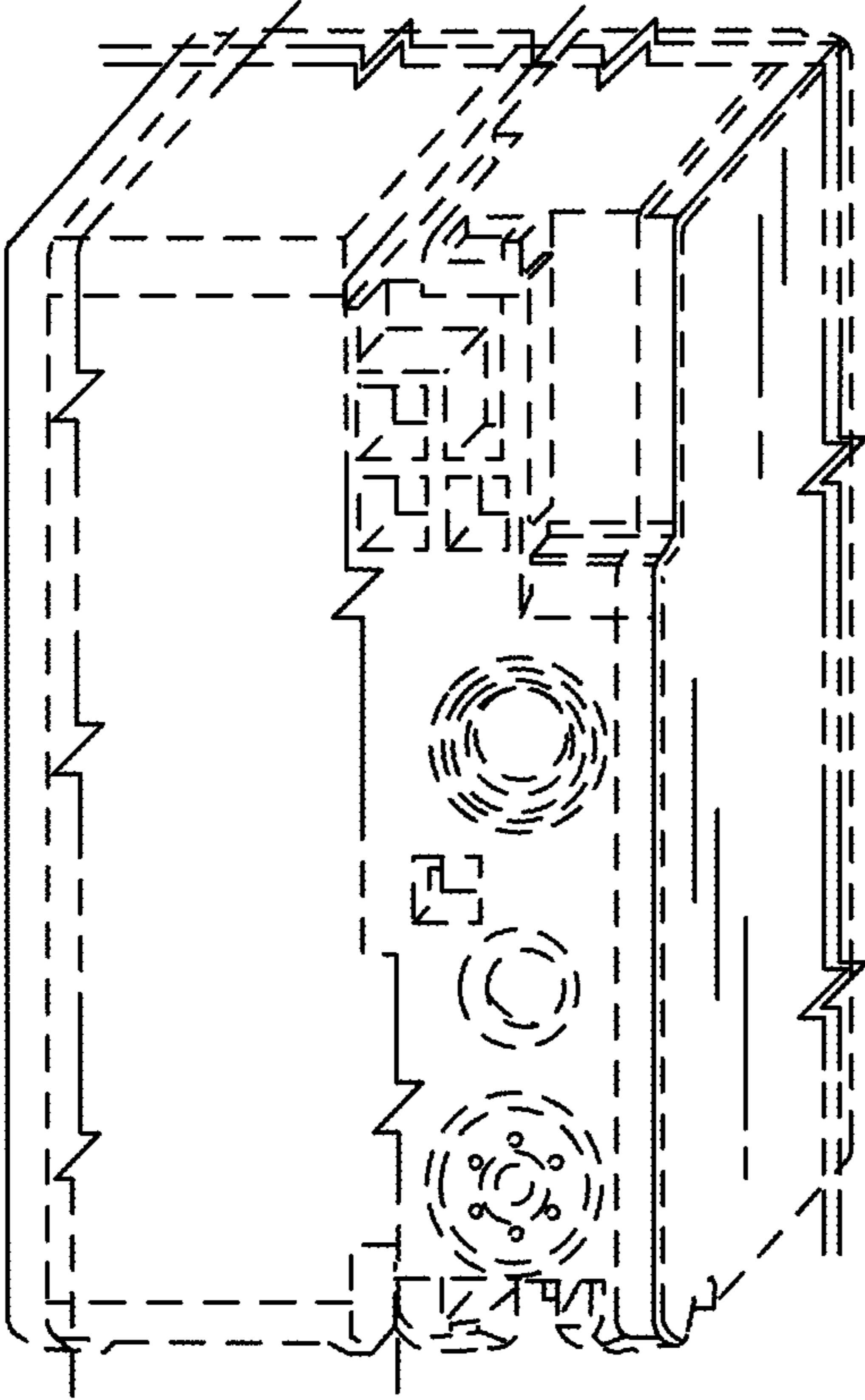


FIG. 4

FIG. 5

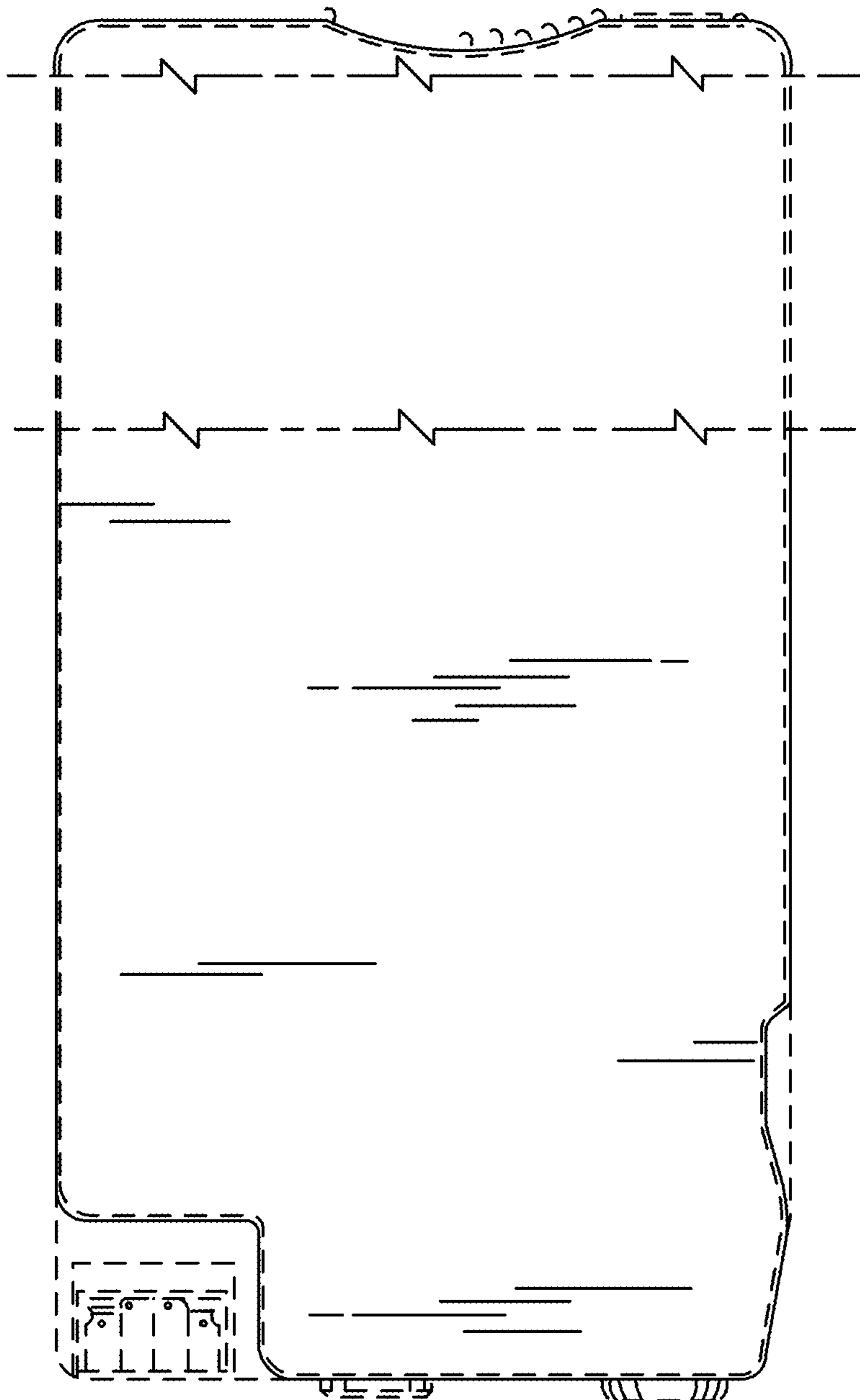


FIG. 6

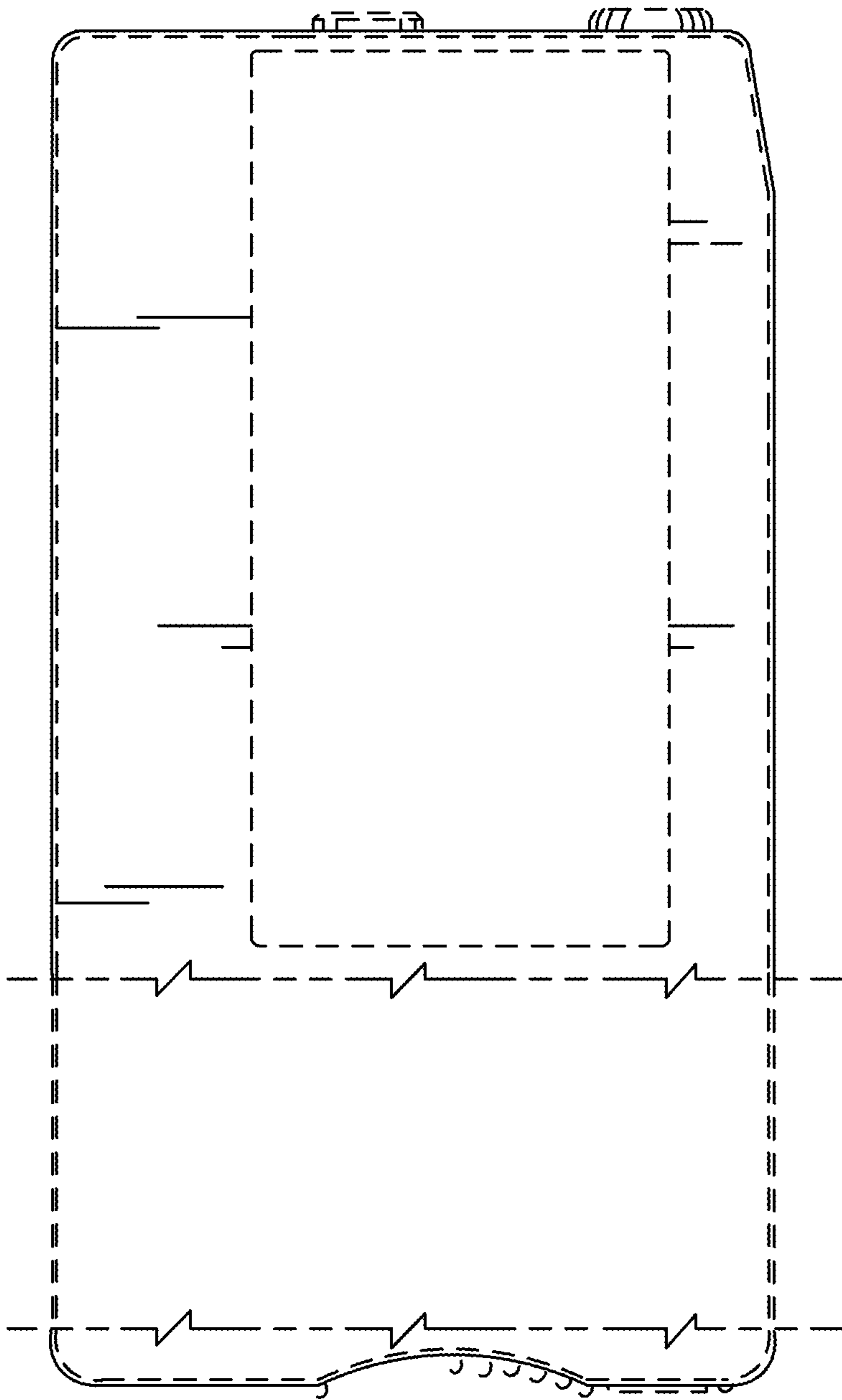
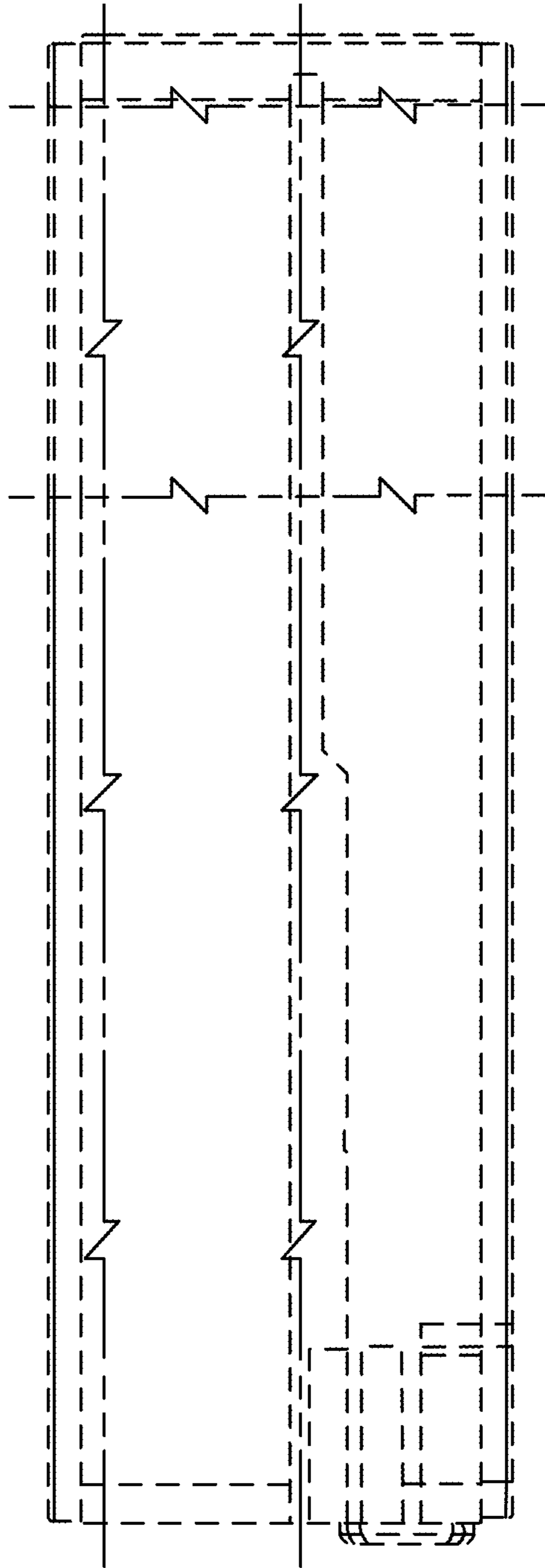


FIG. 7



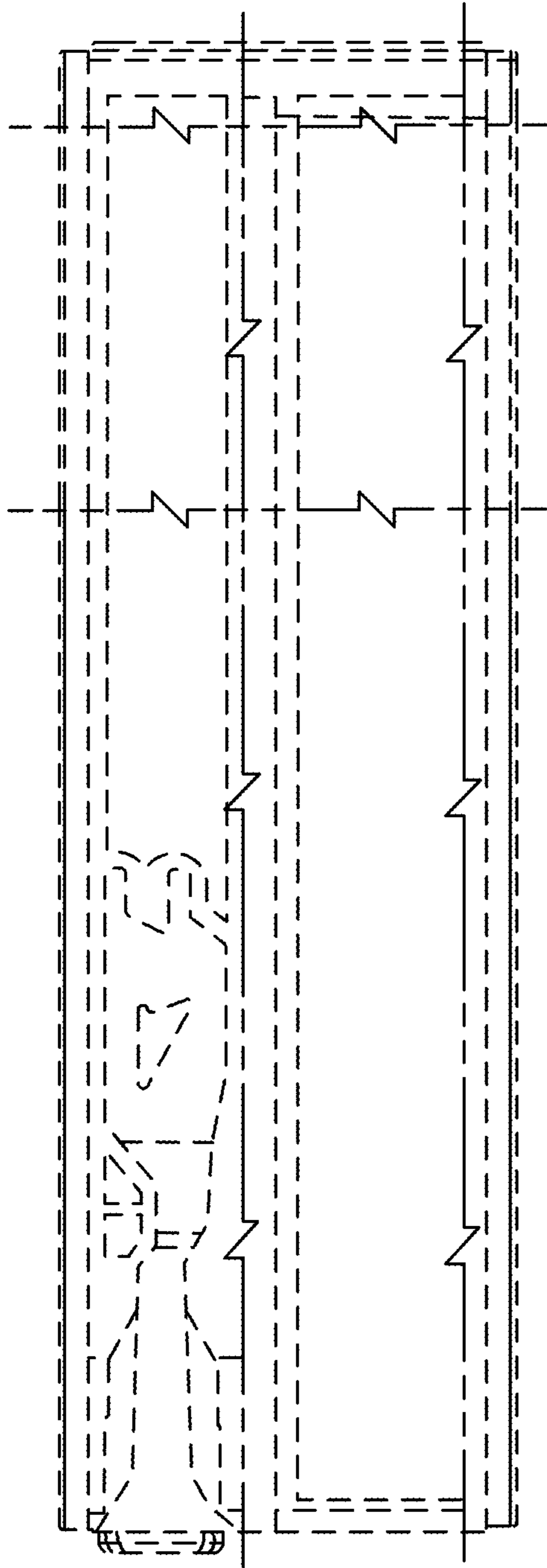


FIG. 8

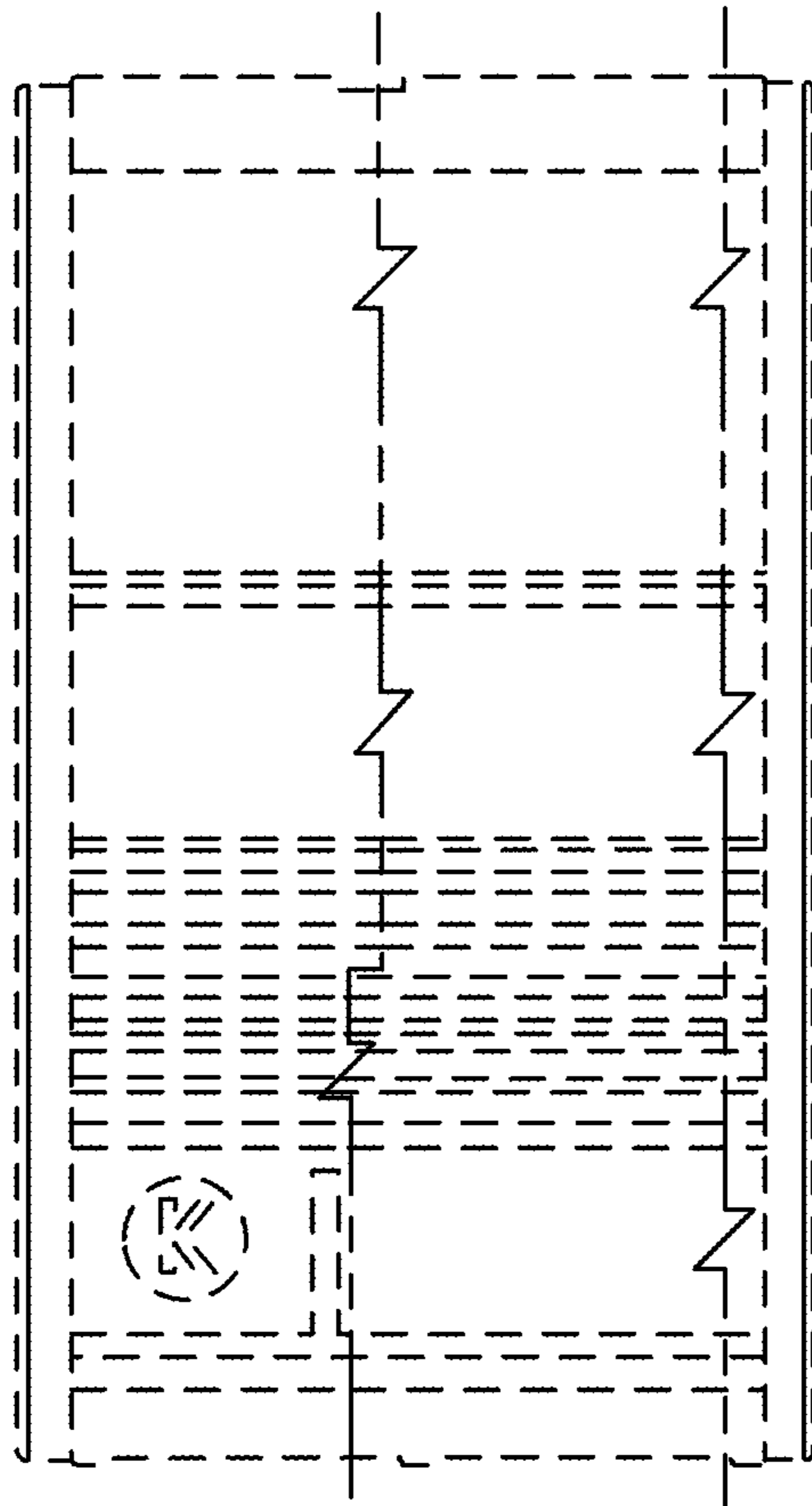


FIG. 9

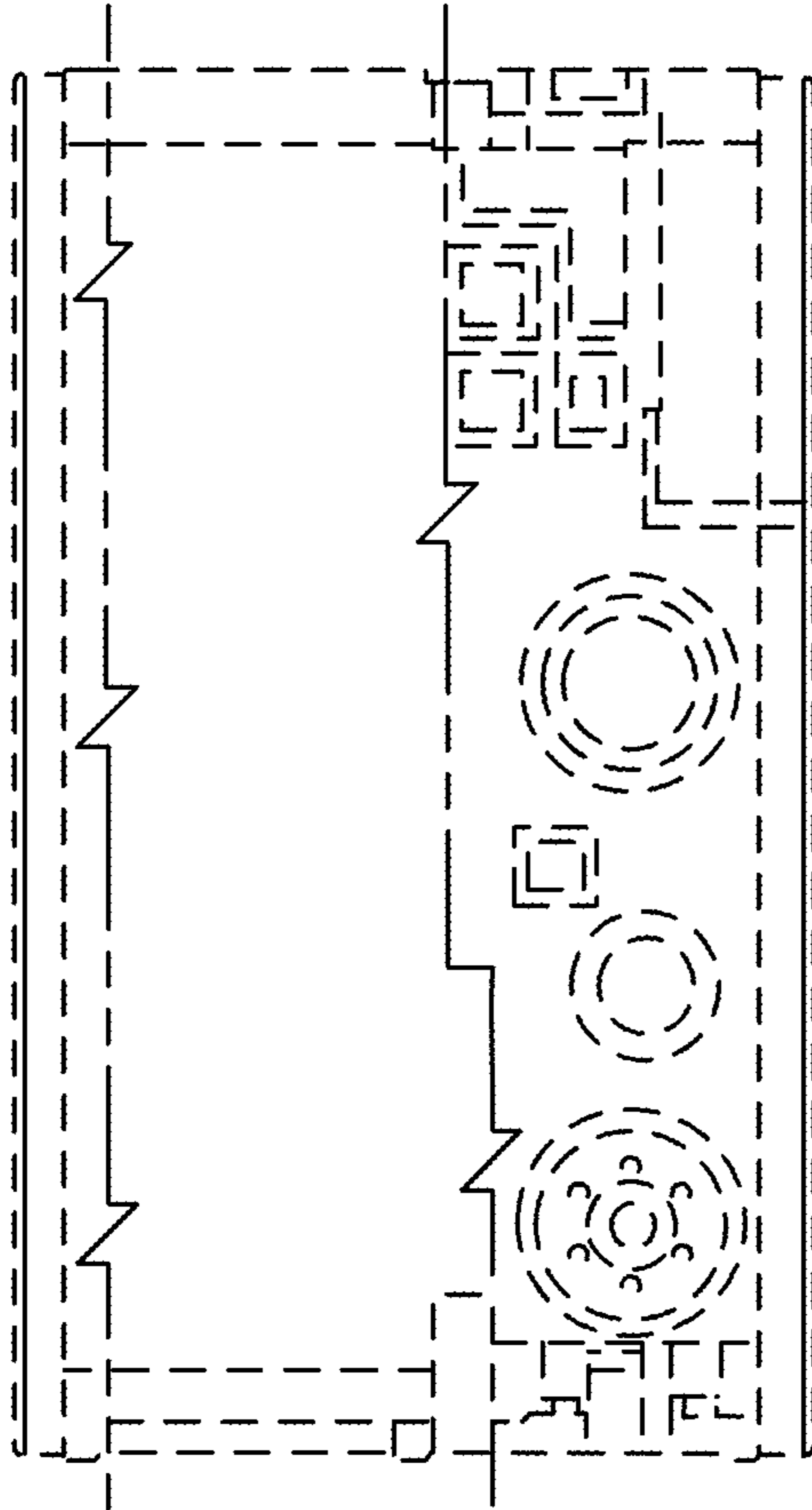


FIG. 10