



US00D941368S

(12) **United States Design Patent**  
**Hürlimann**

(10) **Patent No.:** **US D941,368 S**

(45) **Date of Patent:** **\*\* Jan. 18, 2022**

(54) <b>WEAVING MACHINE</b>	2,239,514 A * 4/1941 Astley ..... D03D 23/00 139/11
(71) Applicant: <b>TEXTILMA AG</b> , Stansstad (CH)	D171,266 S * 1/1954 Rose ..... D15/66 4,015,637 A * 4/1977 Halton ..... D03D 41/00 139/11
(72) Inventor: <b>Mart Hürlimann</b> , Zug (CH)	4,020,876 A * 5/1977 Townsend ..... D03D 41/00 139/97
(73) Assignee: <b>Textilma AG</b> , Stansstad (CH)	4,031,922 A * 6/1977 Trost ..... D03D 41/00 139/11
(**) Term: <b>15 Years</b>	D246,244 S * 11/1977 Current ..... D15/66 D611,964 S * 3/2010 Lonati ..... D15/66 D679,296 S * 4/2013 Graf ..... D15/66 D771,153 S * 11/2016 Lonati ..... D15/66 D873,308 S * 1/2020 Lonati ..... D15/78
(21) Appl. No.: <b>35/507,562</b>	
(22) Filed: <b>Jun. 19, 2019</b>	

\* cited by examiner

(80) **Hague Agreement Data**

Int. Filing Date: **Jun. 19, 2019**  
Int. Reg. No.: **DM/203471**  
Int. Reg. Date: **Jun. 19, 2019**  
Int. Reg. Pub. Date: **Oct. 25, 2019**

*Primary Examiner* — Nathaniel D. Buckner

(74) *Attorney, Agent, or Firm* — Wood Herron & Evans, LLP

(51) **LOC (13) Cl.** ..... **15-06**

(52) **U.S. Cl.**  
USPC ..... **D15/66**

(58) **Field of Classification Search**  
USPC ..... D15/66  
CPC .... D03D 41/00; D03D 41/002; D03D 41/004;  
D03D 41/008; D03D 37/00; D03D  
2700/162; D03D 2700/168; D03D 29/00;  
Y10S 139/01

See application file for complete search history.

(57) **CLAIM**

The ornamental design for a weaving machine, as shown and described.

(56) **References Cited**

**U.S. PATENT DOCUMENTS**

1,184,790 A * 5/1916 Trautvetter ..... D03D 41/002 139/17
1,689,531 A * 10/1928 Lloyd ..... D03D 41/002 139/14
2,113,730 A * 4/1938 Jacobs ..... D03D 37/00 139/16

**DESCRIPTION**

The patent or application file contains at least one drawing executed in color. Copies of this patent or patent application publication with color drawing(s) will be provided by the Office upon request and payment of the necessary fee.

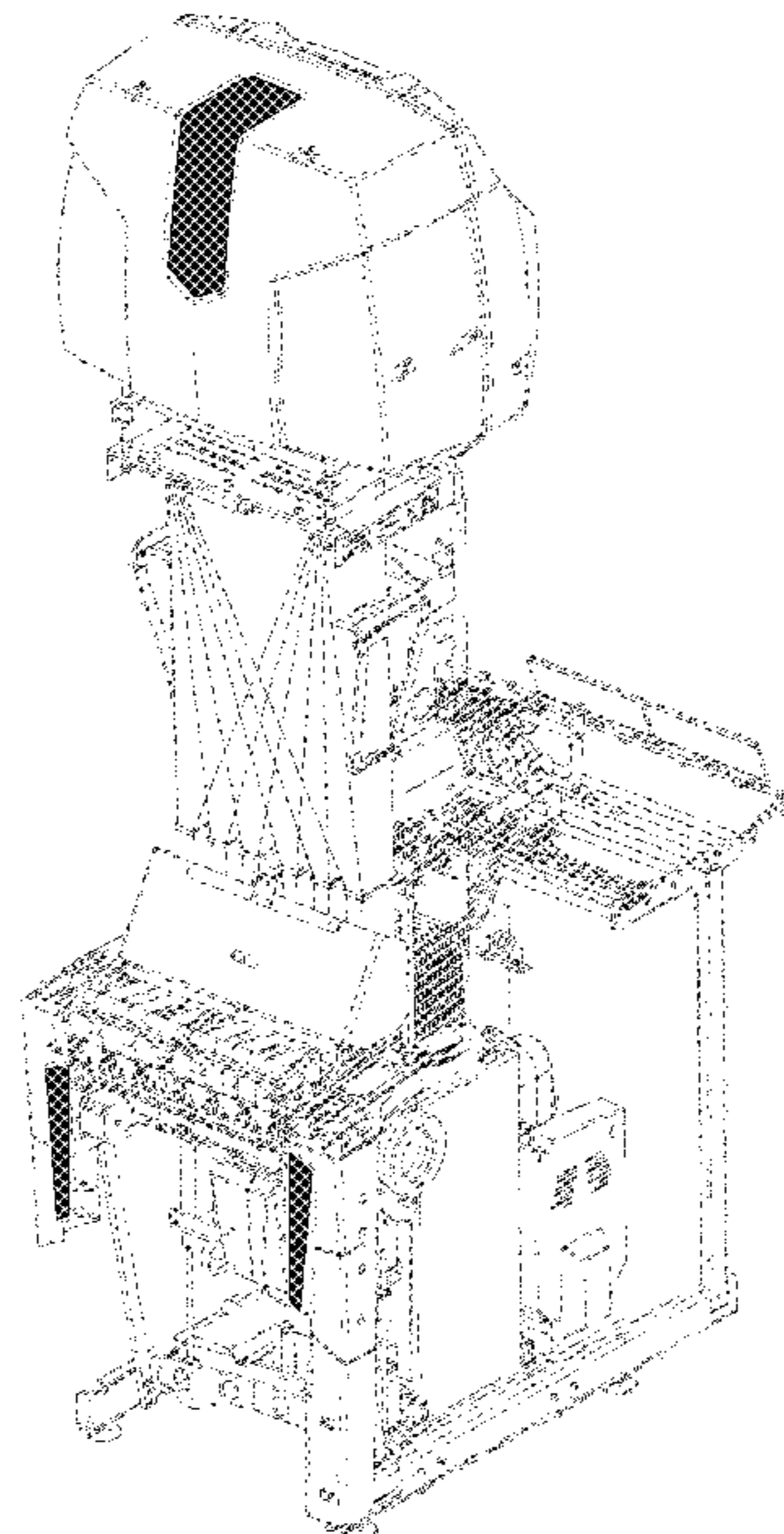
Fig. 1.1 is front right perspective view of a weaving machine according to the present invention.

Fig. 1.2 is a front view thereof.

Fig. 1.3 is a top view thereof.

The broken lines in the Figures depict portions of the weaving machine which form no part of the claimed design. Further, as shown in the Figures and in the original International application, color is part of the claimed design.

**1 Claim, 3 Drawing Sheets**  
**(3 of 3 Drawing Sheet(s) Filed in Color)**



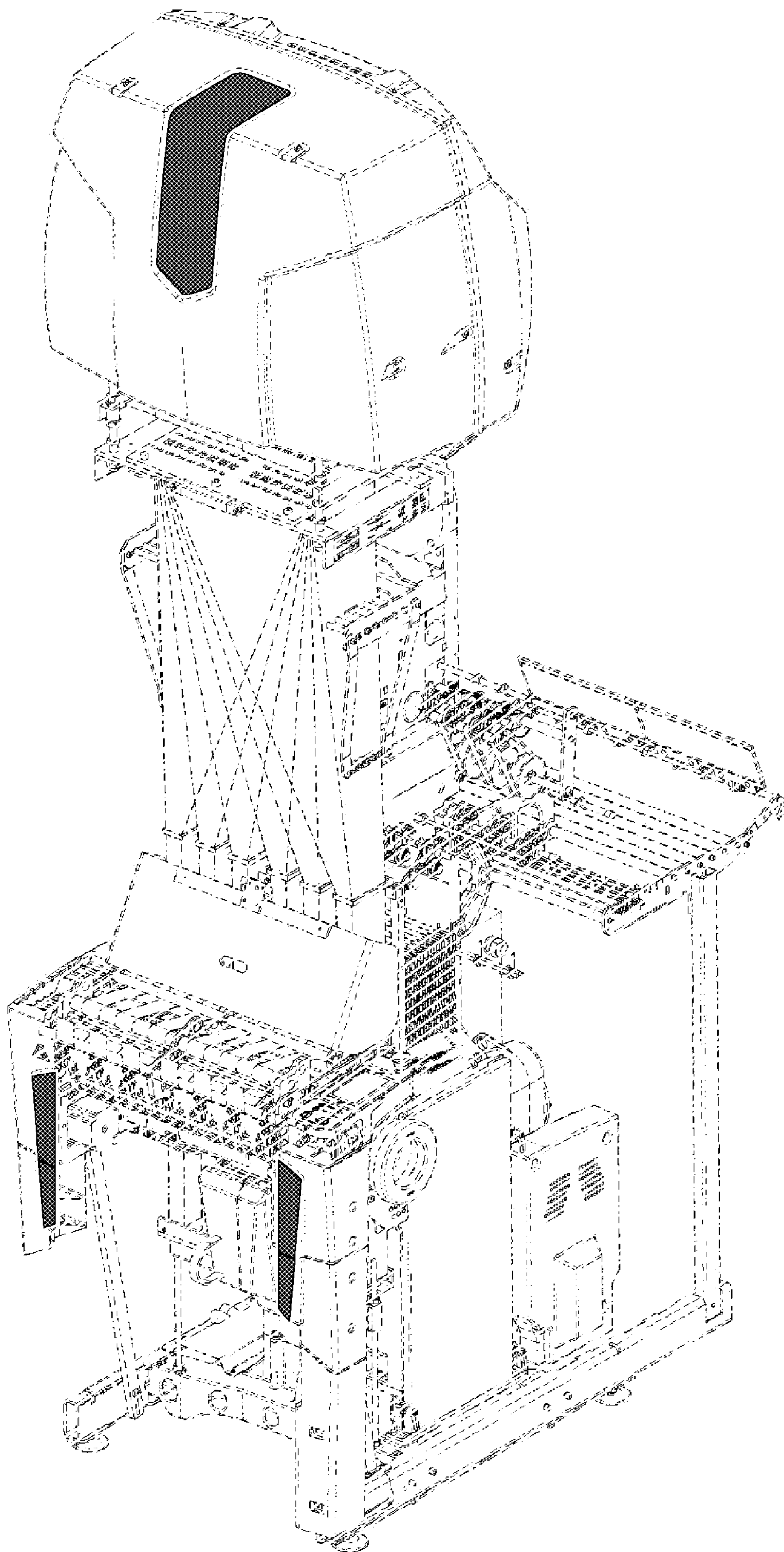


FIG. 1.1

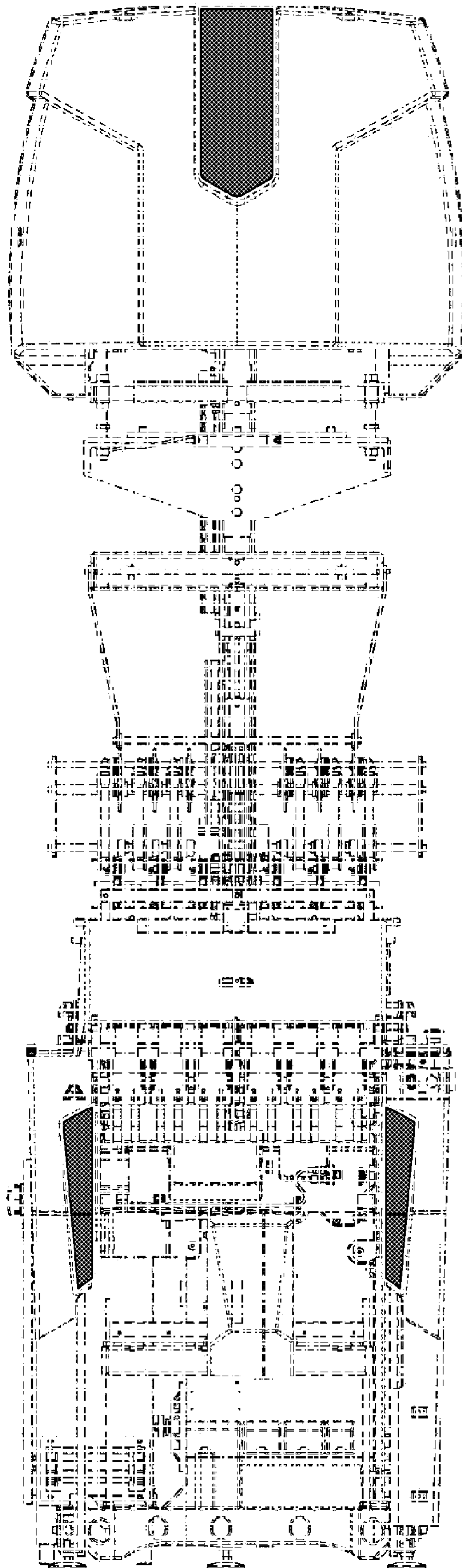


FIG. 1.2

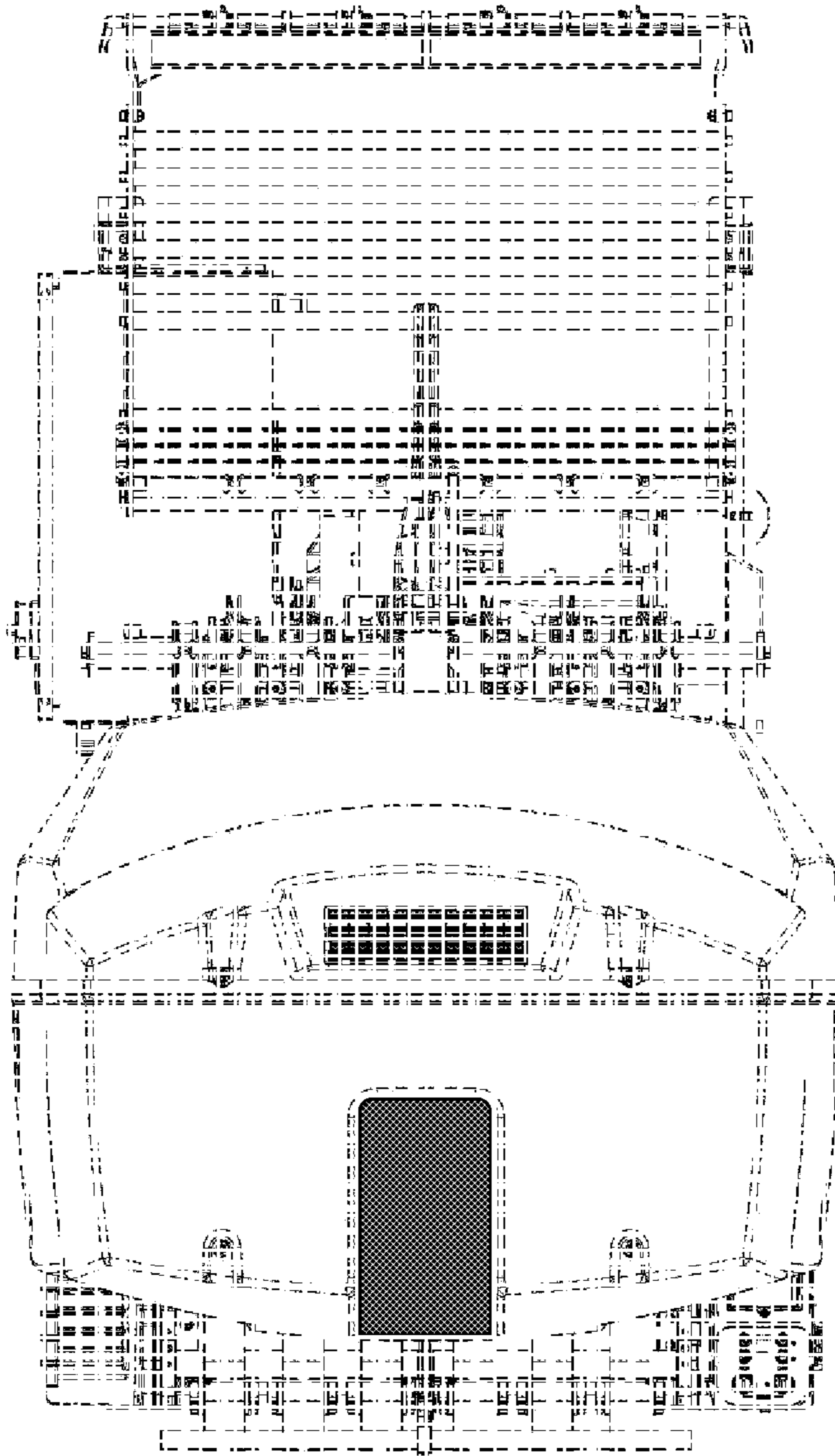


FIG. 1.3