



US00D941339S

(12) **United States Design Patent**
Nishikawa

(10) **Patent No.:** **US D941,339 S**
(45) **Date of Patent:** **** Jan. 18, 2022**

(54) **DISPLAY SCREEN OR PORTION THEREOF WITH GRAPHICAL USER INTERFACE**

(71) Applicant: **Nissan Motor Co., Ltd.**, Kanagawa (JP)

(72) Inventor: **Tomohiro Nishikawa**, Kanagawa (JP)

(73) Assignee: **Nissan Motor Co., Ltd.**, Yokohama (JP)

(**) Term: **15 Years**

(21) Appl. No.: **29/796,901**

(22) Filed: **Jun. 28, 2021**

Related U.S. Application Data

(62) Division of application No. 29/700,993, filed on Aug. 7, 2019.

(30) **Foreign Application Priority Data**

Feb. 8, 2019 (JP) 2019-002712
Feb. 8, 2019 (JP) 2019-002713
Feb. 8, 2019 (JP) 2019-002714
Feb. 8, 2019 (JP) 2019-002715

(51) **LOC (13) Cl.** **14-04**

(52) **U.S. Cl.**
USPC **D14/486**

(58) **Field of Classification Search**
USPC D14/485-495; D12/192; 340/435, 441, 340/903; 116/62.1; 701/301, 96; 702/63
CPC B60K 2370/155; B60K 2370/11; B60K 2370/1438; B60K 2370/172; B60K 2370/156; B60K 2370/119; B60K 2370/178; B60K 2310/22; B60K 37/00; B60W 30/143; B60W 30/08; B60W 30/12; B60W 30/146; B60W 30/16; B60W 2050/146; B60W 50/14; B60W 50/0098;

(Continued)

(56) **References Cited**

U.S. PATENT DOCUMENTS

D384,341 S * 9/1997 Hoffman D10/102
D704,736 S * 5/2014 Mariet D14/489

(Continued)

OTHER PUBLICATIONS

Oprisor, Sorin "Instrument Cluster" Mar. 1, 2018, Dribbble, site visited Jul. 2, 2021: <https://dribbble.com/shots/4287524-Instrument-Cluster> (Year: 2018).*

(Continued)

Primary Examiner — Jack Reickel

Assistant Examiner — Christopher M Spivey

(74) *Attorney, Agent, or Firm* — Global IP Counselors, LLP

(57) **CLAIM**

The ornamental design for a display screen or portion thereof with graphical user interface, as shown and described.

DESCRIPTION

FIG. 1 is a perspective view of a display screen or portion thereof with graphical user interface showing our new design in a first state;

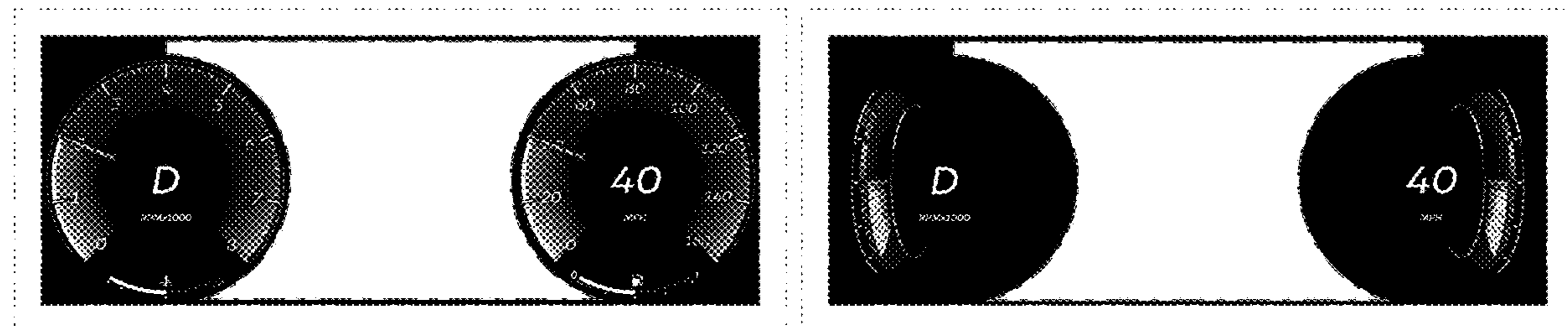
FIG. 2 is a front view thereof in a first state; and,

FIG. 3 is a front view thereof in a second state.

The appearance of the graphical user interface transitions between the images shown in FIGS. 2 and 3. The process or period in which one image transitions to another forms no part of the claimed design.

The broken line showing of a display screen or portion thereof is for the purpose of illustrating environmental structure and forms no part of the claimed design. The dot-dash line(s) define the bounds of the claimed design and form no part thereof.

1 Claim, 3 Drawing Sheets



(58) **Field of Classification Search**

CPC B60W 50/08; B60W 2554/804; B60W 2555/60; G01C 21/3658; G01S 2013/932; G06F 3/04847; G06F 3/0488; G06F 3/04817; G06F 3/0482; G06F 3/0484; G06F 11/3065; G06F 11/328; G06K 9/00791; G08G 1/167; G08G 1/0112; H04N 21/41422; H04W 4/48; B60L 2240/441; B60L 50/61

See application file for complete search history.

2015/0352956	A1	12/2015	Miuchi et al.
2016/0342406	A1	11/2016	Ahmed et al.
2017/0227759	A1	8/2017	Kobayashi et al.
2018/0018083	A1	1/2018	Cengil et al.
2018/0182241	A1	6/2018	Ahn et al.
2019/0071075	A1	3/2019	Mimura
2020/0219398	A1	7/2020	Shimizu et al.
2021/0206266	A1*	7/2021	Shim B60K 35/00

OTHER PUBLICATIONS

Zhao, Leo “HMI product design” Jul. 26, 2018, Dribbble, site visited Jul. 2, 2021: <https://dribbble.com/shots/4874978-HMI-product-design> (Year: 2018).*

D., Feng “Car UI Concept” Jun. 8, 2017, Dribbble, site visited Jul. 2, 2021: <https://dribbble.com/shots/3554414-Car-UI-Concept> (Year: 2017).*

Zhao, Leo “PHEV cluster design” Jul. 19, 2018, Dribbble, site visited Jul. 2, 2021: <https://dribbble.com/shots/4849088-PHEV-cluster-design> (Year: 2018).*

Tudose, Sergiu “Skoda Details New Karoq’s Digital Instrument Panel [w/Video]” Aug. 18, 2017, CarScoops, site visited Dec. 31, 2020; <https://www.carscoops.com/2017/08/skoda-details-new-karoqs-digital/> (Year: 2017).

Patel, Joel “Which New Car Has The Best Looking Instrument Panel Today?” Apr. 11, 2018, Car Scoops, site visited Dec. 31, 2020; <https://www.carscoops.com/2018/04/new-car-best-looking-instrument-panel-today/> (Year: 2018).

* cited by examiner

(56) **References Cited**

U.S. PATENT DOCUMENTS

D729,826	S	5/2015	Clement et al.	
D733,722	S *	7/2015	Ueda	D14/485
D746,836	S	1/2016	Mariet et al.	
D766,931	S *	9/2016	Le Pors	D14/485
D778,952	S *	2/2017	Kim	D14/489
D823,858	S *	7/2018	Li	D14/485
10,086,702	B2 *	10/2018	Kim	B60K 35/00
D842,898	S	3/2019	Takeuchi	
D924,918	S *	7/2021	Park	D14/486
D932,514	S *	10/2021	Lindberg	D14/490
2008/0309475	A1	12/2008	Kuno et al.	
2013/0211623	A1	8/2013	Thompson et al.	
2015/0033174	A1 *	1/2015	Hisatsugu	G06F 3/04812 715/771
2015/0153936	A1	6/2015	Lim et al.	

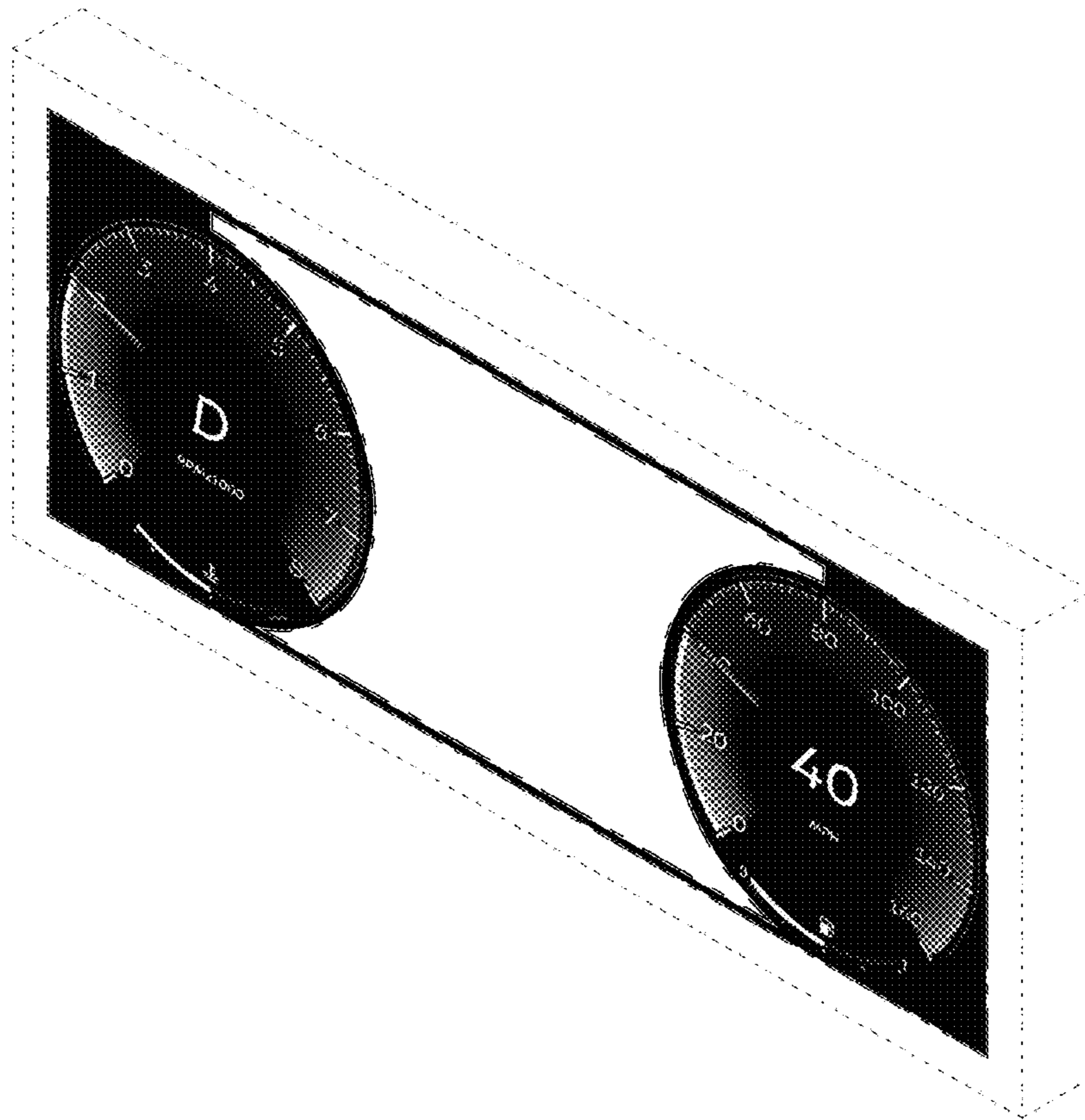


FIG. 1

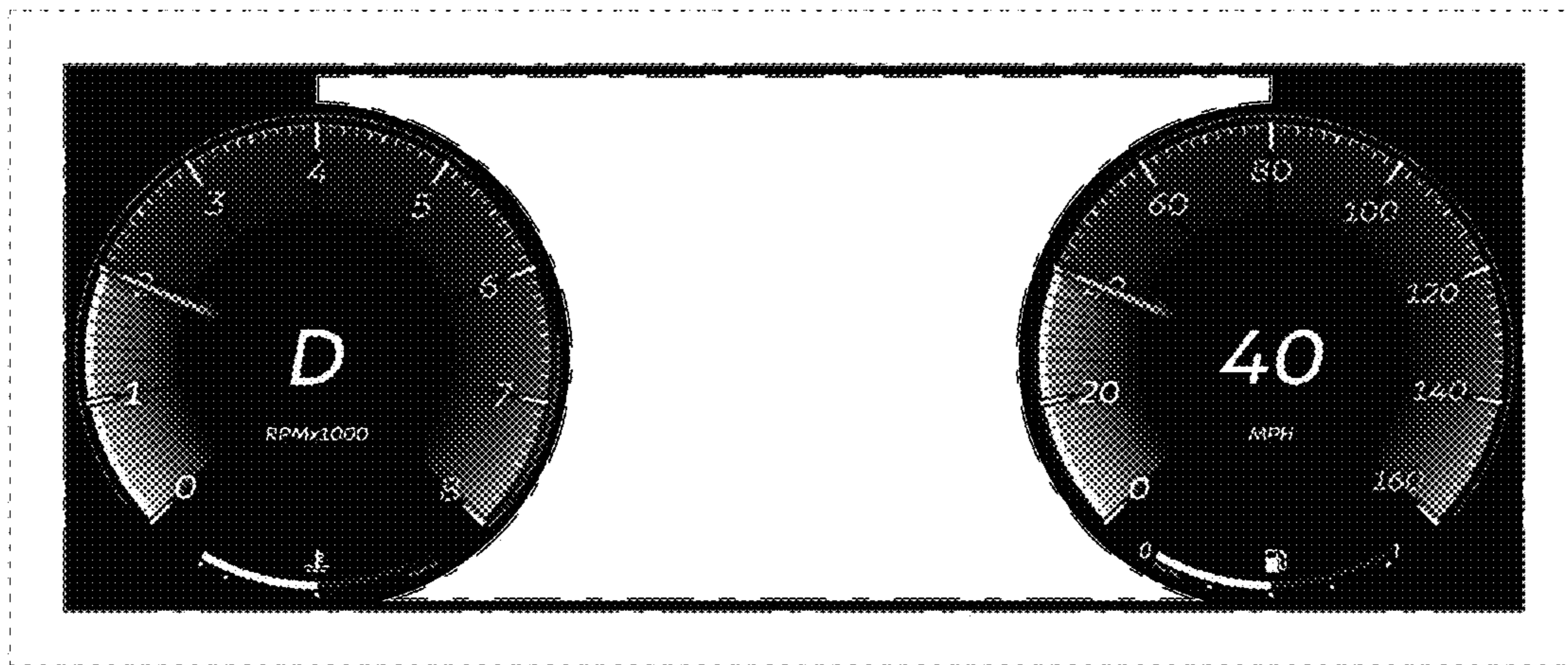


FIG. 2

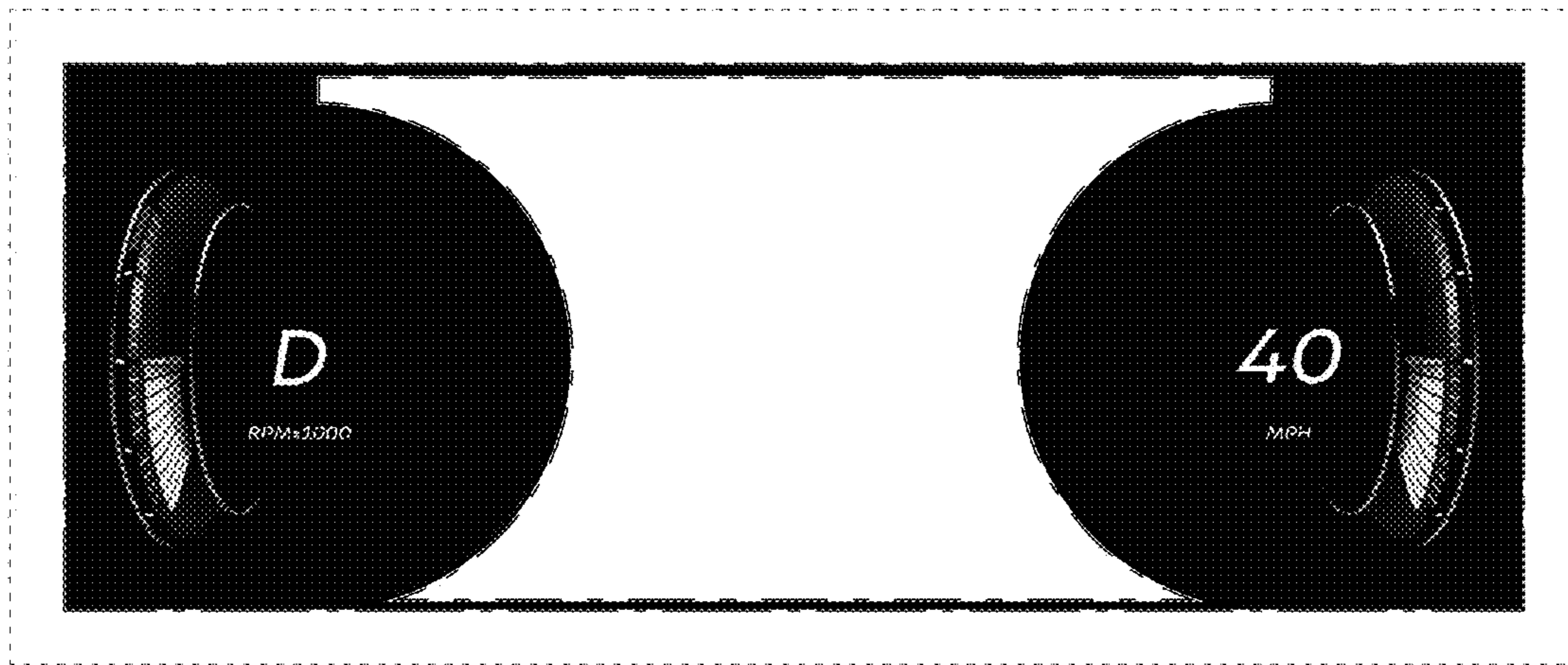


FIG. 3