



US00D941333S

(12) **United States Design Patent**  
**Bai et al.**

(10) **Patent No.:** **US D941,333 S**  
(45) **Date of Patent:** **\*\* Jan. 18, 2022**

(54) **DISPLAY SCREEN WITH ANIMATED GRAPHICAL USER INTERFACE**

D801,983 S \* 11/2017 Sonneville ..... D14/485  
D856,358 S \* 8/2019 Mitti ..... D14/486  
D860,238 S \* 9/2019 Bhardwaj ..... D14/486

(Continued)

(71) Applicant: **Intel Corporation**, Santa Clara, CA (US)

*Primary Examiner* — Cary M Robinson

(72) Inventors: **Chunlin Bai**, Sichuan Province (CN); **Celia H. Yang**, Taipei (TW); **Yiming He**, Shenzhen (CN); **Lunkai Zou**, Shenzhen (CN); **Maojun Li**, Shenzhen (CN)

(74) *Attorney, Agent, or Firm* — Alliance IP, LLC

(57) **CLAIM**

The ornamental design for a display screen with animated graphical user interface, as shown and described.

**DESCRIPTION**

(73) Assignee: **Intel Corporation**, Santa Clara, CA (US)

FIG. 1 is the first image in a sequence for a display screen with animated graphical user interface showing the new design;

(\*\*) Term: **15 Years**

FIG. 2 is the second image thereof;

(21) Appl. No.: **29/748,021**

FIG. 3 is the third image thereof;

(22) Filed: **Aug. 26, 2020**

FIG. 4 is the fourth image thereof;

(51) **LOC (13) Cl.** ..... **14-04**

FIG. 5 is the fifth image thereof;

(52) **U.S. Cl.**

FIG. 6 is the sixth image thereof;

USPC ..... **D14/486**; D14/492

FIG. 7 is the seventh image thereof;

(58) **Field of Classification Search**

FIG. 8 is the eighth image thereof;

USPC ..... D14/485–495

FIG. 9 is the ninth image thereof;

CPC ... B60K 37/00; G06F 3/0481; G06F 3/04845;

FIG. 10 is the tenth image thereof;

G06F 3/04817; G06F 17/212; G06F

FIG. 11 is the eleventh image thereof;

19/3406; G06T 13/80; G06T 15/02

FIG. 12 is the twelfth image thereof; and,

See application file for complete search history.

FIG. 13 is the thirteenth image thereof.


The appearance of the animated graphical user interface sequentially transitions between the images shown in FIGS. 1-13. The process or period in which one image transitions to another forms no part of the claimed design. The broken line showing of the text, the icons, the remainder of the animated graphical user interface, and the remainder of the display screen illustrates portions of the display screen with animated graphical user interface and forms no part of the claimed design. The broken line showing of a display panel or screen of an electronic device is for the purpose of illustrating environmental structure, and forms no part of the claimed design.

(56) **References Cited**

U.S. PATENT DOCUMENTS

6,236,399 B1 \* 5/2001 Nishiyama ..... G05B 19/409  
715/810  
D726,749 S \* 4/2015 Herried ..... D14/486  
D735,745 S \* 8/2015 Zuckerberg ..... D14/486  
D742,413 S \* 11/2015 Torres ..... D14/492  
D754,692 S \* 4/2016 Hurst ..... D14/486  
D789,397 S \* 6/2017 Lee ..... D14/486  
D789,399 S \* 6/2017 Kirsch ..... D14/486  
D789,956 S \* 6/2017 Ortega ..... D14/486

**1 Claim, 13 Drawing Sheets**



(56)

**References Cited**

U.S. PATENT DOCUMENTS

D865,782	S	*	11/2019	Pitman	.....	D14/486
D870,129	S	*	12/2019	Bhardwaj	.....	D14/486
D891,443	S	*	7/2020	Sapre	.....	D14/485
D892,829	S	*	8/2020	Silcock	.....	D14/486
D925,571	S	*	7/2021	Harmann	.....	D14/486
2005/0223069	A1	*	10/2005	Cooperman	.....	H04L 51/04 709/206
2013/0191763	A1	*	7/2013	Jones	.....	H04L 67/36 715/753
2014/0143695	A1	*	5/2014	Sundermeyer	.....	G08B 25/008 715/765
2015/0143248	A1	*	5/2015	Beechuk	.....	G06Q 30/00 715/739

\* cited by examiner

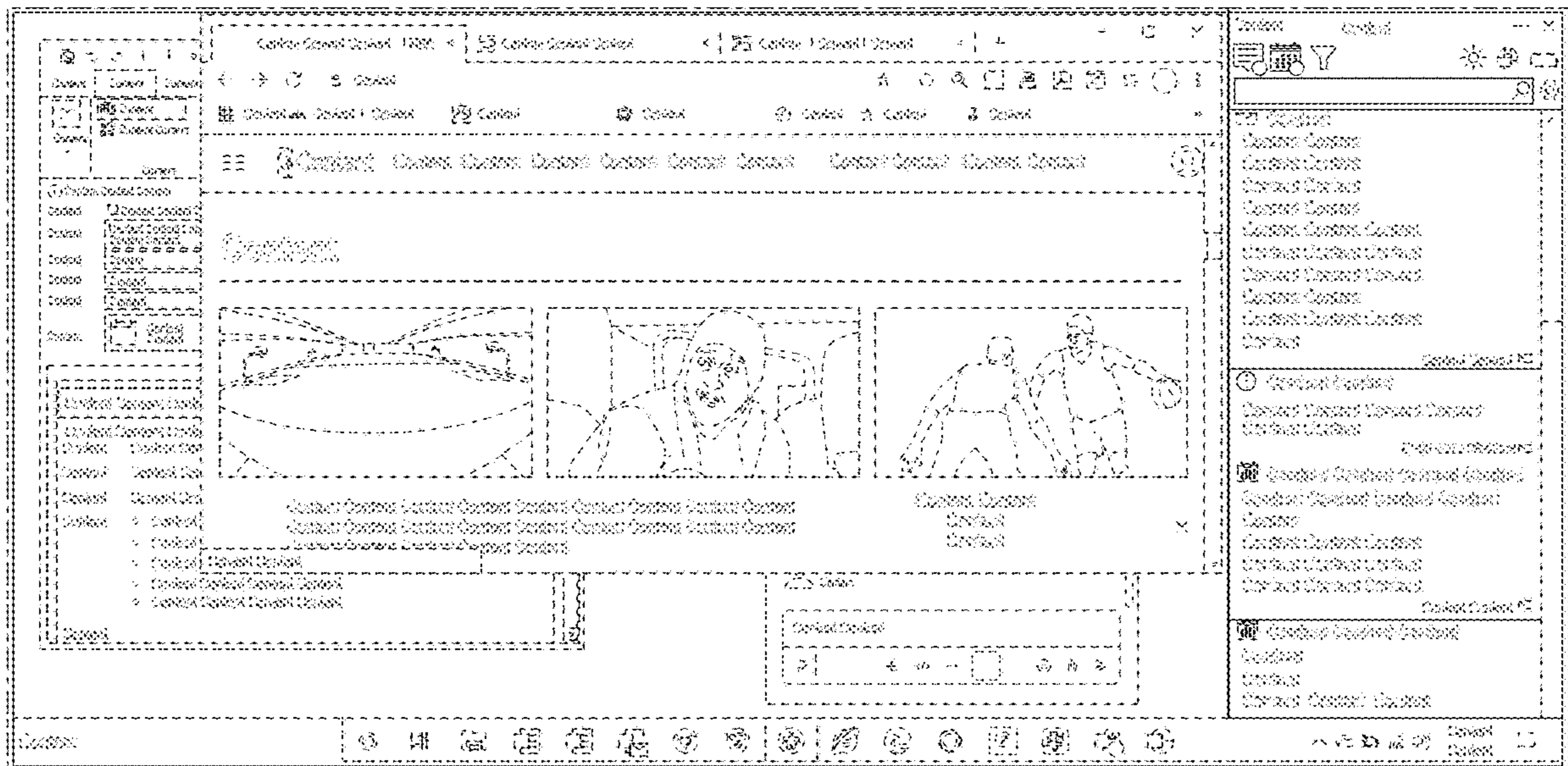


FIG. 1



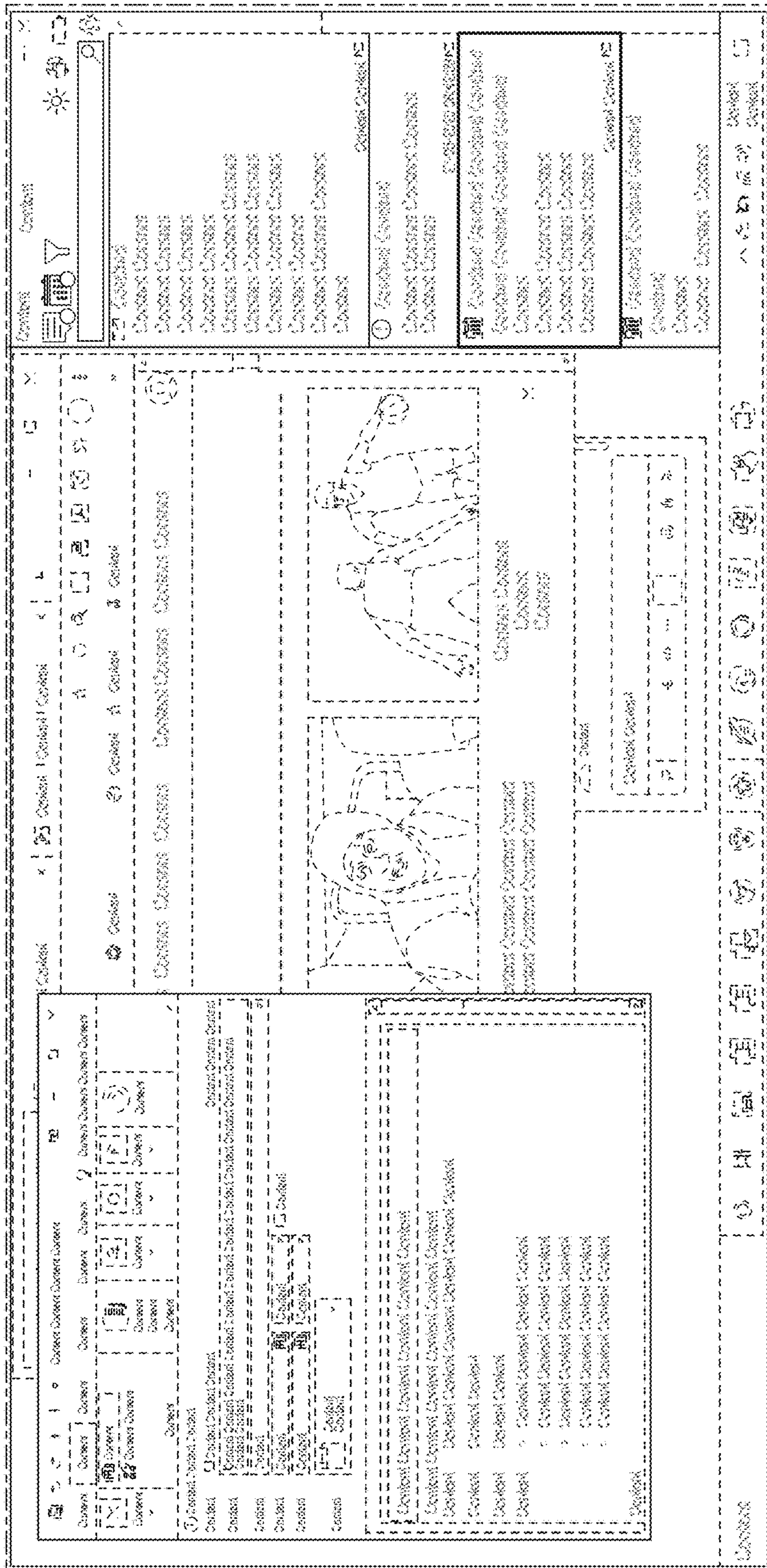


FIG. 2

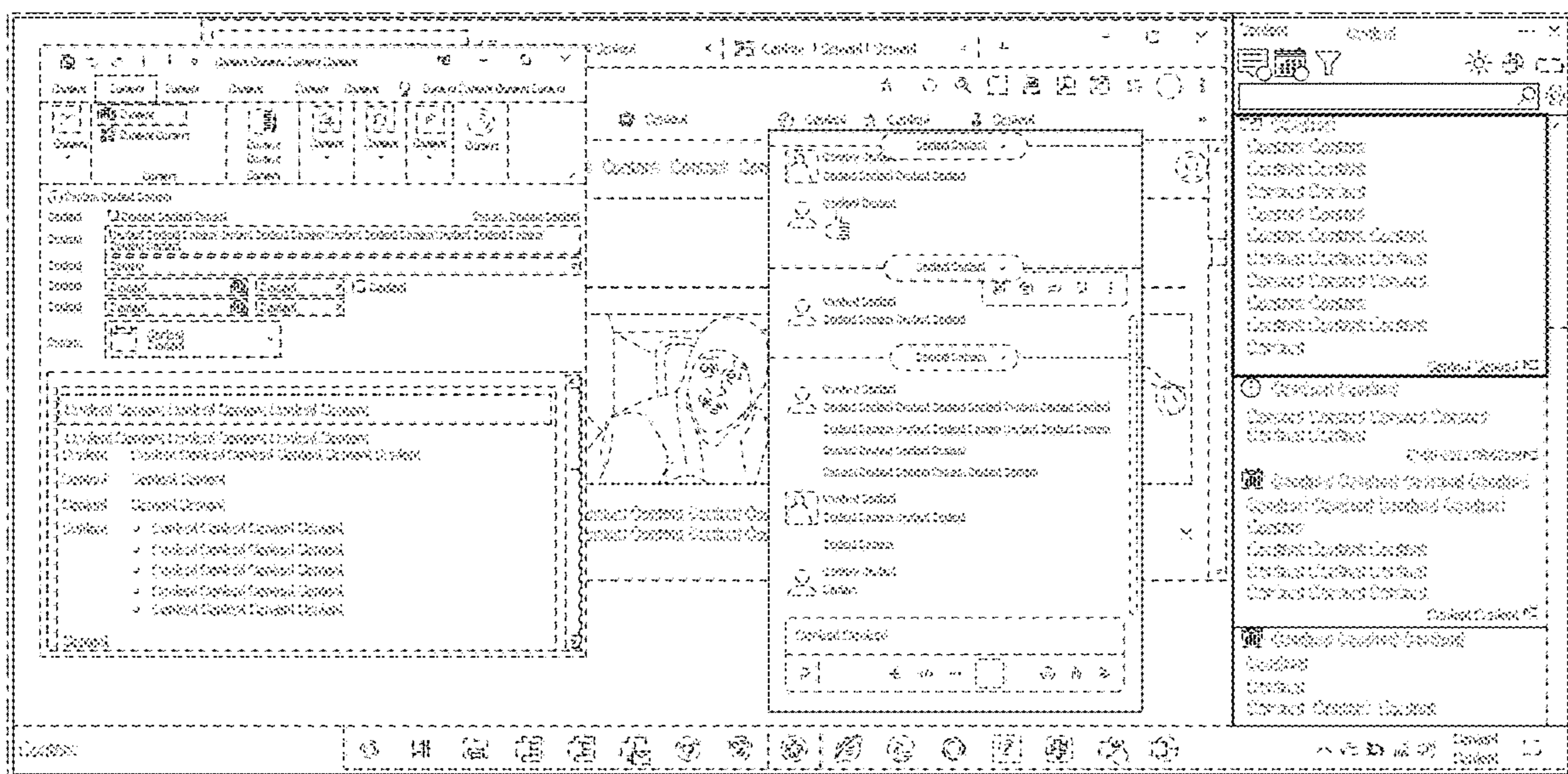


FIG. 3



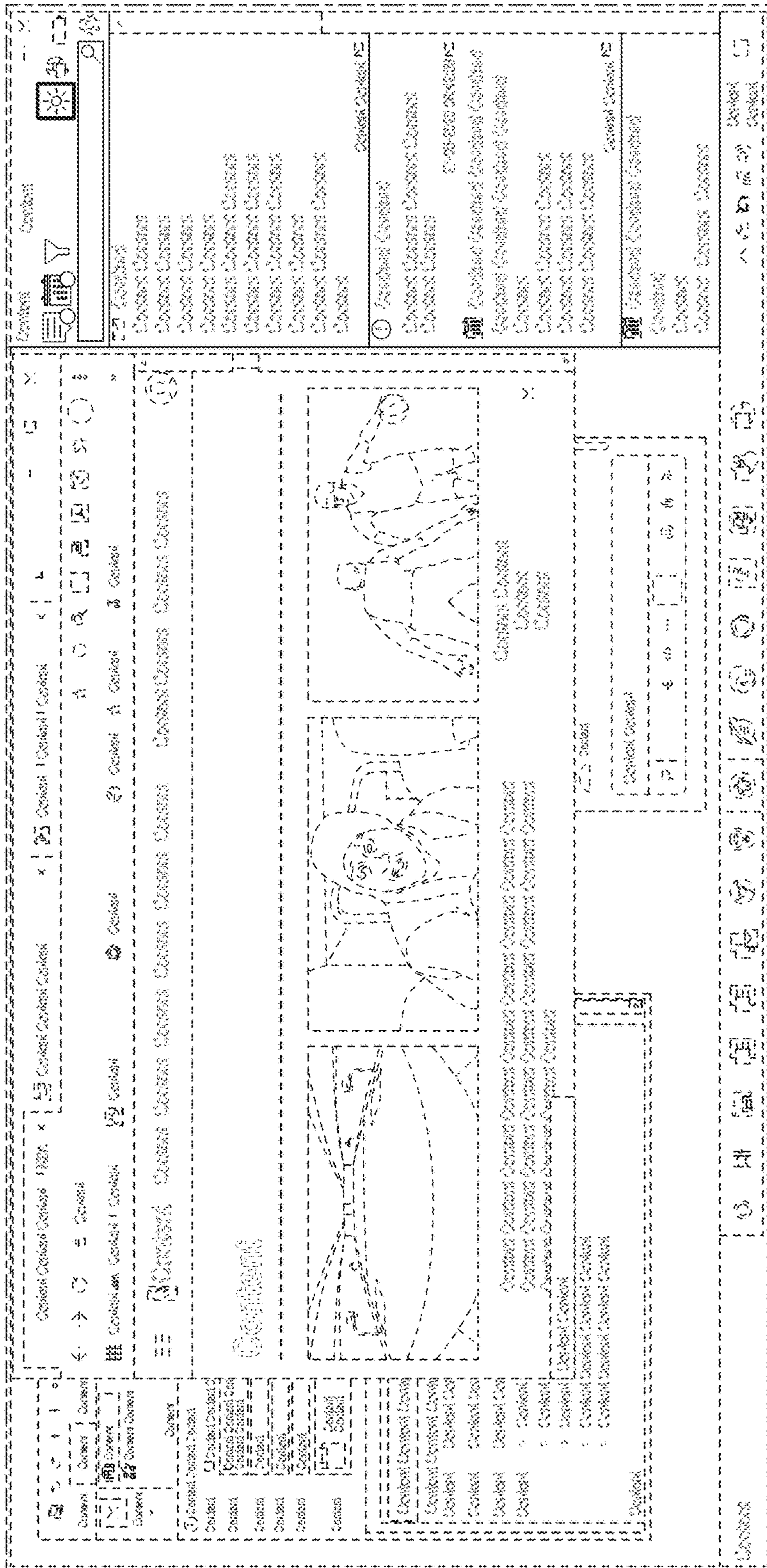


FIG. 4






FIG. 6



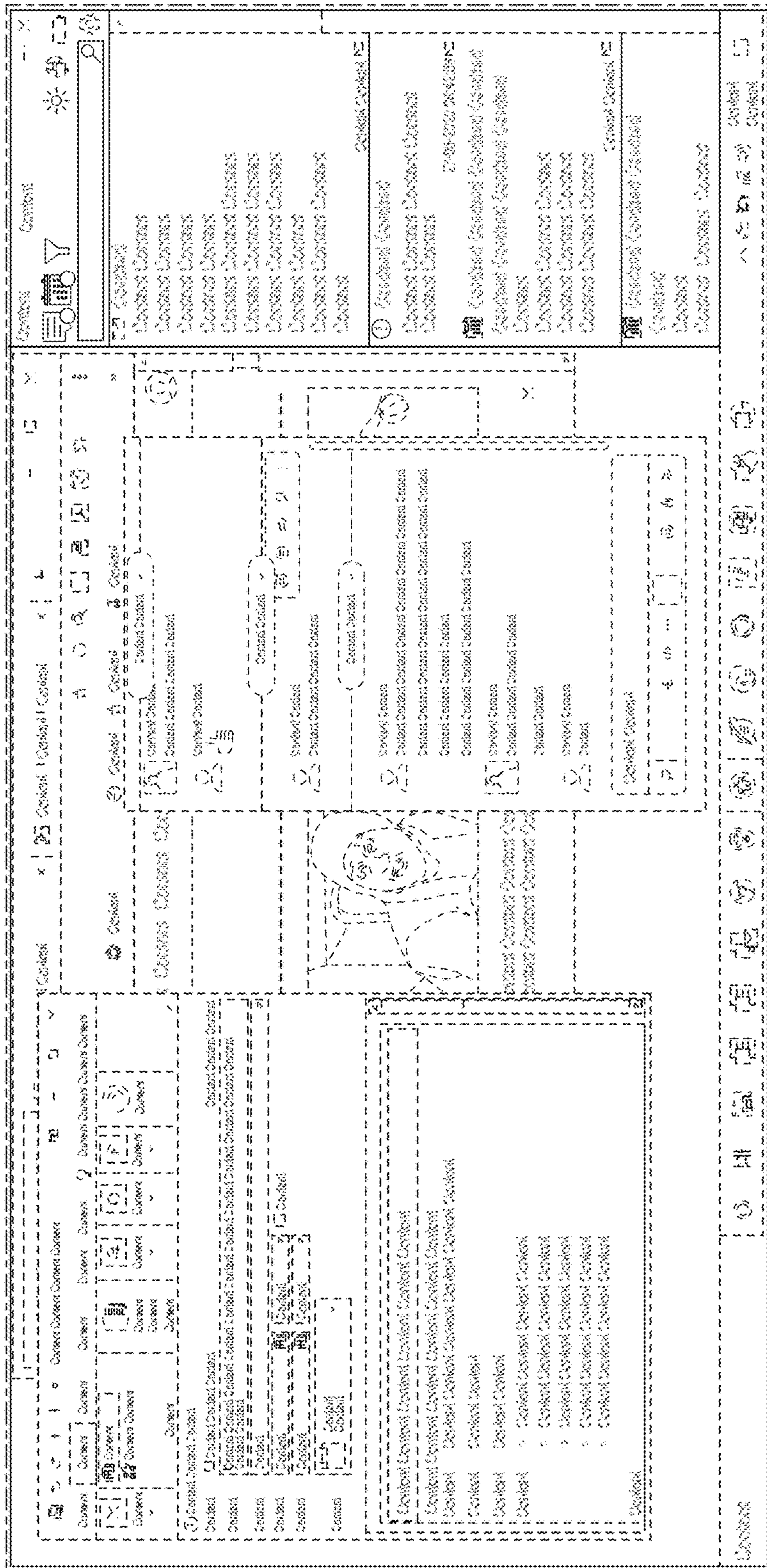


FIG. 7



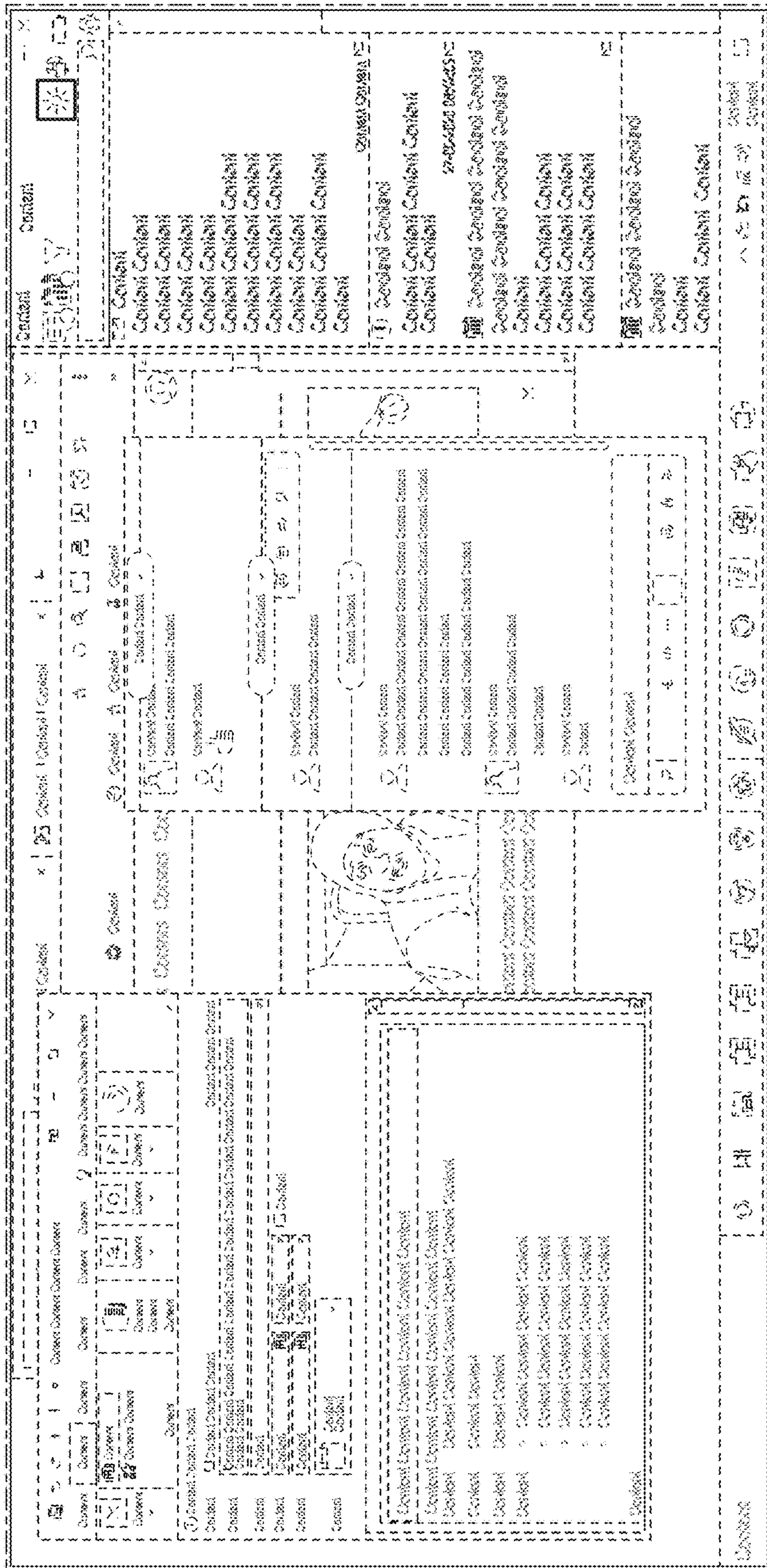


FIG. 8




FIG. 9





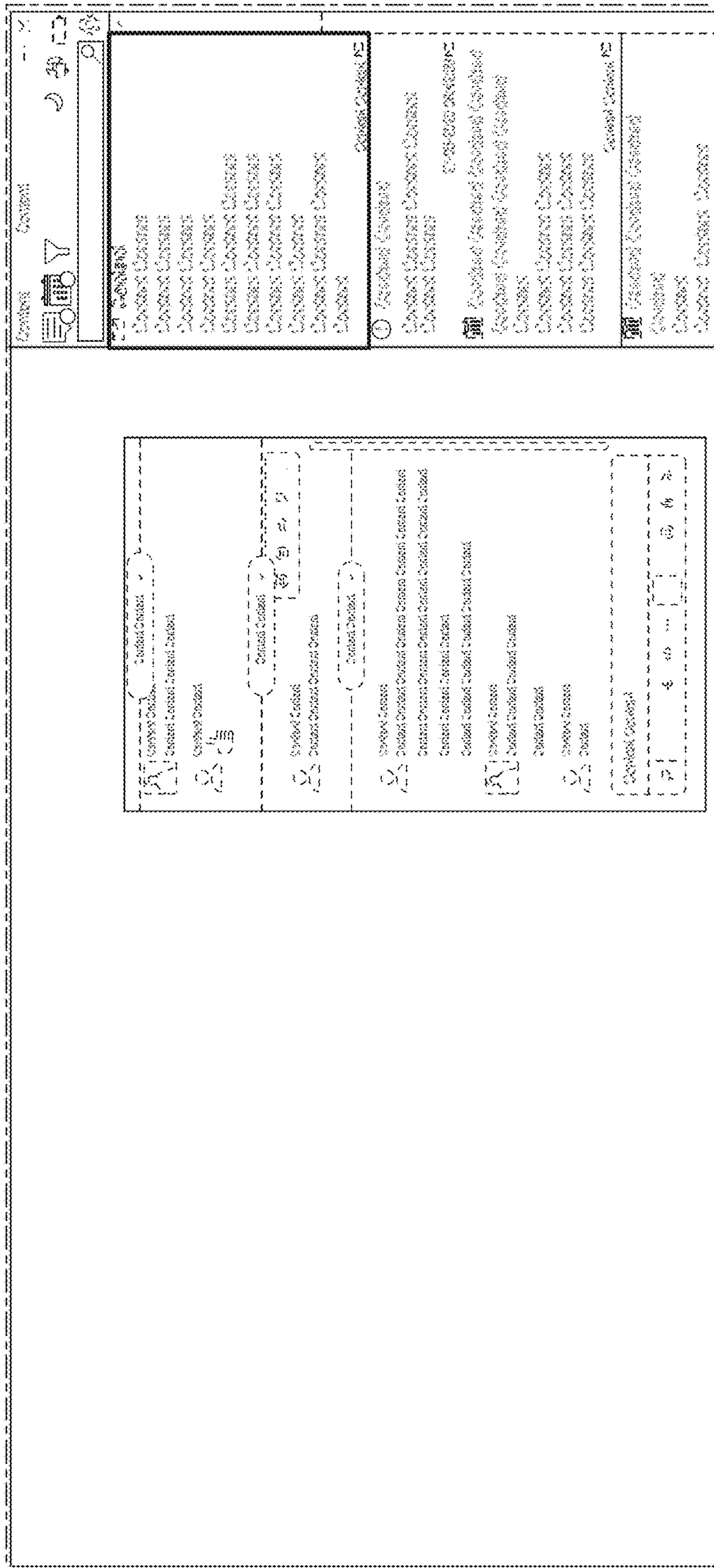


FIG. 11

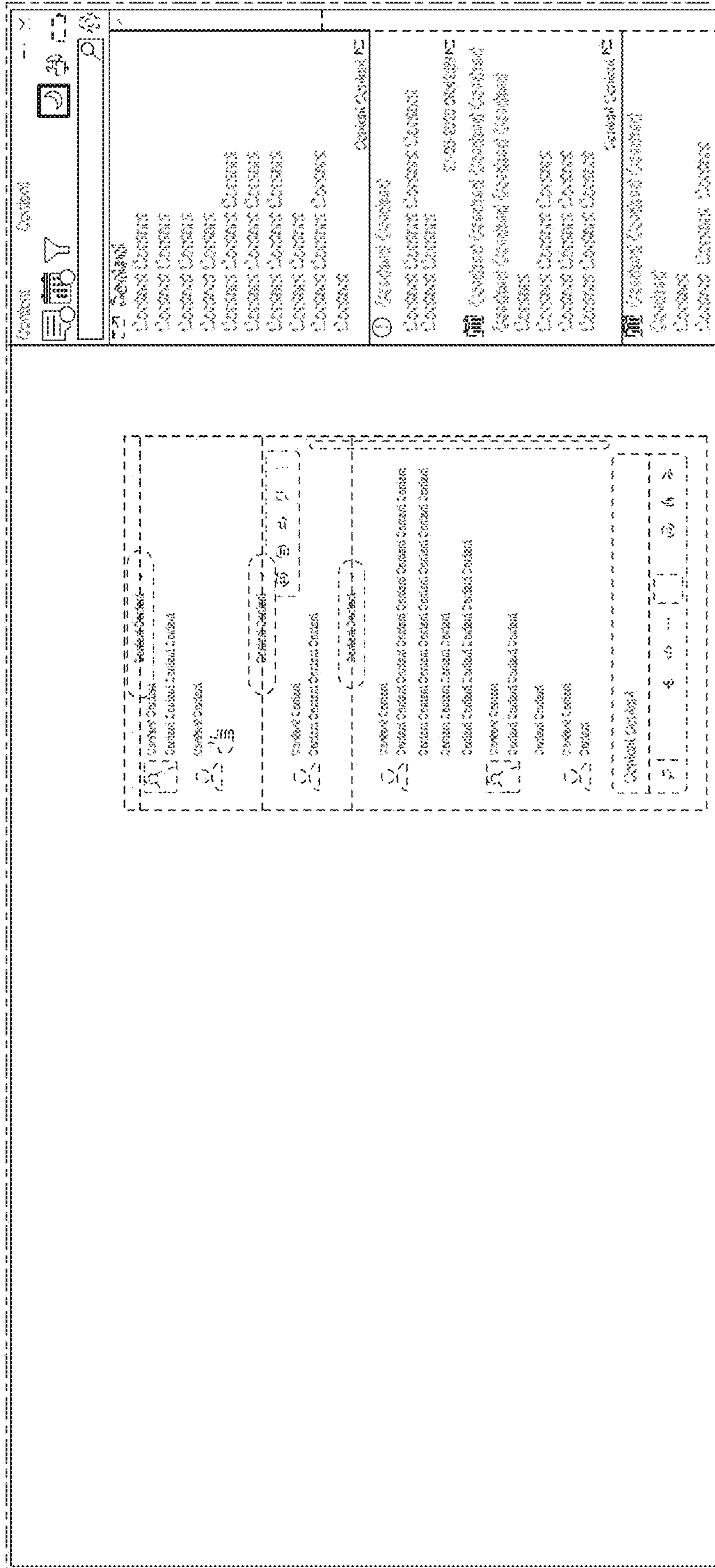


FIG. 12



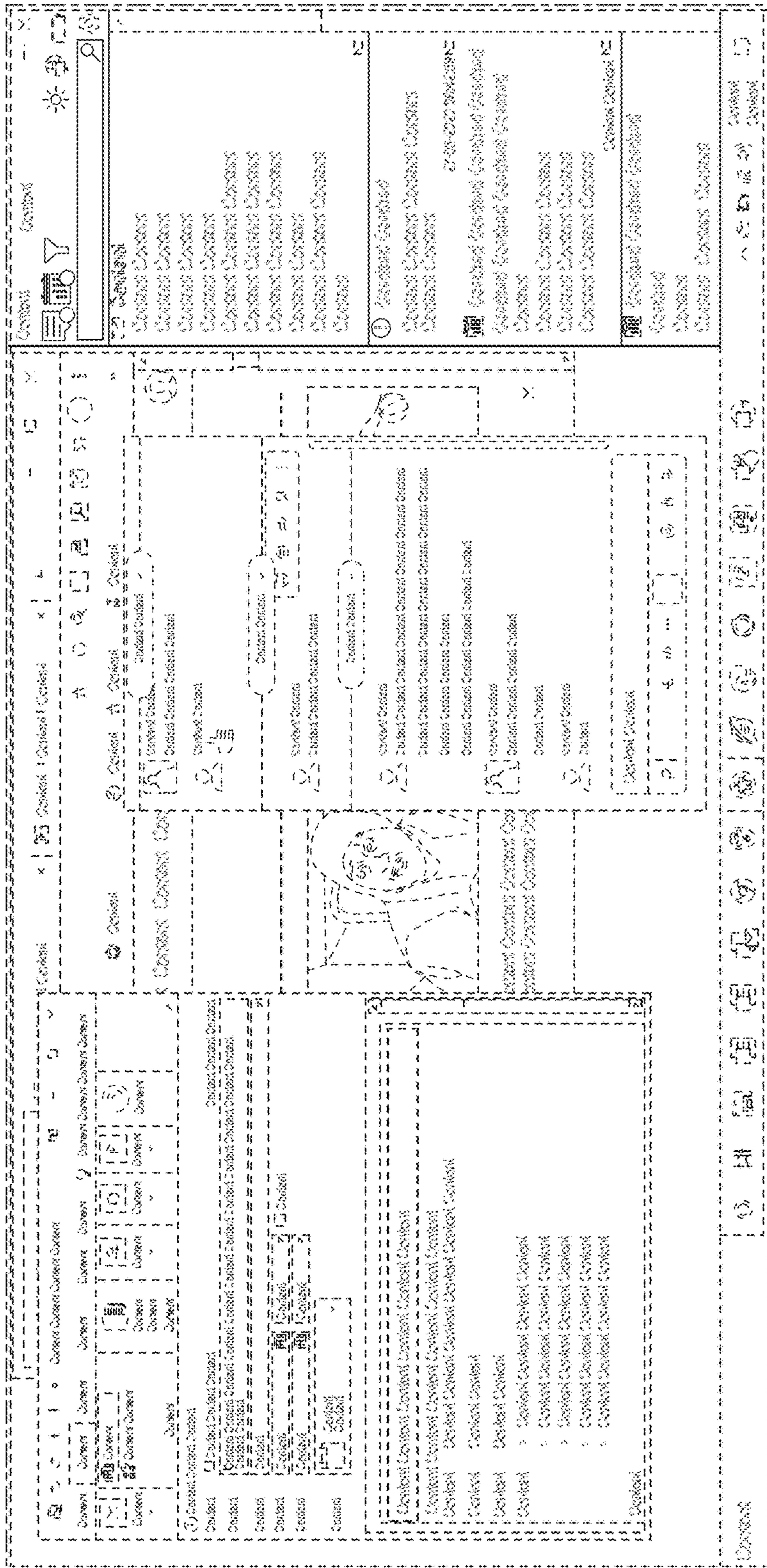


FIG. 13