



US00D941280S

(12) **United States Design Patent**  
**Mihalka et al.**

(10) **Patent No.:** **US D941,280 S**  
(45) **Date of Patent:** **\*\* Jan. 18, 2022**

- (54) **PROTECTIVE CASE FOR MOBILE COMMUNICATIONS DEVICE**
- (71) Applicant: **JUGGERNAUT DEFENSE, LLC**,  
Scottsdale, AZ (US)
- (72) Inventors: **Michael Mihalka**, Scottsdale, AZ (US);  
**Tom Muday**, Scottsdale, AZ (US);  
**Chris Stalzer**, Scottsdale, AZ (US)
- (73) Assignee: **Juggernaut Defense, LLC**, Scottsdale,  
AZ (US)
- (\*\*) Term: **15 Years**

D724,093 S *	3/2015	Dong	.....	D14/440
D748,613 S *	2/2016	Sasaki	.....	D14/250
D755,772 S *	5/2016	Sasaki	.....	D14/250
D762,633 S *	8/2016	Fife	.....	D14/250
D766,226 S *	9/2016	Wu	.....	D14/250
D766,227 S *	9/2016	Wu	.....	D14/250
D767,551 S *	9/2016	Sasaki	.....	D14/250
D767,552 S *	9/2016	Sasaki	.....	D14/250
D775,617 S *	1/2017	Samson	.....	D14/250
9,578,940 B2 *	2/2017	Burgess	.....	H04B 1/3888
D794,006 S *	8/2017	Dong	.....	D14/250
D805,507 S *	12/2017	Jakobuco	.....	D14/250
D807,335 S *	1/2018	Kitade	.....	D14/248
D809,454 S *	2/2018	Zhou	.....	D13/103
D811,379 S *	2/2018	Armstrong	.....	D14/250
D817,866 S *	5/2018	Liu	.....	D13/102

(Continued)

- (21) Appl. No.: **29/662,460**
- (22) Filed: **Sep. 5, 2018**
- (51) **LOC (13) Cl.** ..... **14-03**
- (52) **U.S. Cl.**  
USPC ..... **D14/250**
- (58) **Field of Classification Search**  
USPC ..... D14/203.3–203.7, 439, 251–253, 447,  
D14/217, 240, 238.1, 250, 440, 248;  
D13/107–108, 103, 119; D3/201, 218,  
D3/247, 249, 269, 273, 301, 303  
CPC . H04B 1/3888; A45C 13/02; A45C 2011/002;  
A45C 1/06; A45C 11/00; A45F 2005/026;  
A45F 2200/0525; A45F 2200/0516;  
H04M 1/0283; H04M 1/0202  
See application file for complete search history.

*Primary Examiner* — Carla J Wright  
(74) *Attorney, Agent, or Firm* — Polsinelli PC

(57) **CLAIM**

We claim the ornamental design for a protective case for mobile communications device, as shown and described.

**DESCRIPTION**

FIG. 1 is a front, right-side, and top perspective view of a protective case for mobile communications device, showing our new design;

FIG. 2 is a front elevational view thereof

FIG. 3 is a rear elevational view thereof;

FIG. 4 is a left side elevational view thereof;

FIG. 5 is a right side elevational view thereof;

FIG. 6 is a top plan view thereof;

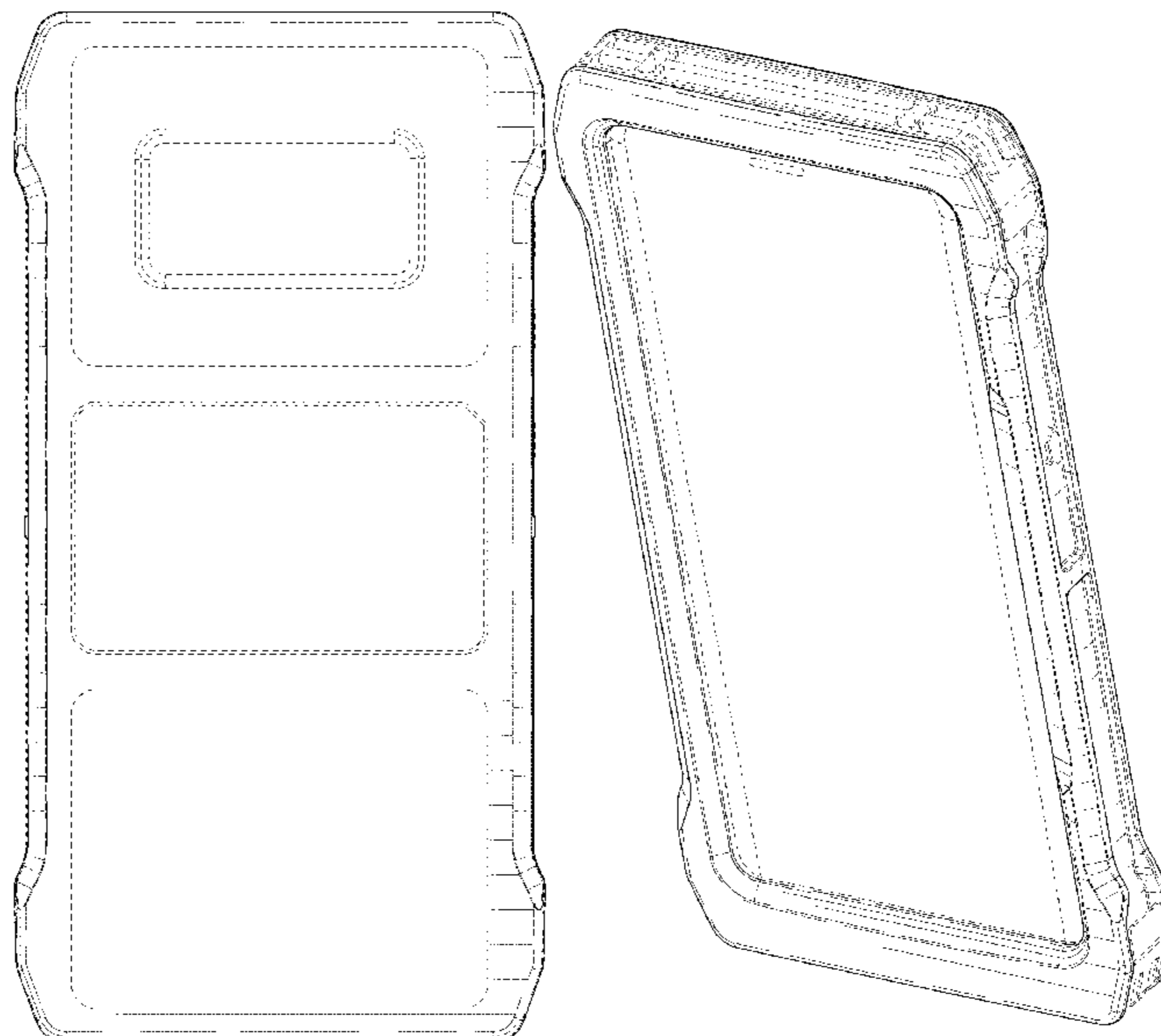
FIG. 7 is a bottom plan view thereof; and,

FIG. 8 is a front, right-side, and top perspective view thereof showing an environmental device within the case.

The broken lines throughout the drawing figures depict portions of the protective case for mobile communications device and an environmental device that form no part of the claimed design.

**1 Claim, 6 Drawing Sheets**

- (56) **References Cited**  
U.S. PATENT DOCUMENTS
- |              |         |        |       |         |
|--------------|---------|--------|-------|---------|
| D675,604 S * | 2/2013  | Limber | ..... | D14/250 |
| D683,338 S * | 5/2013  | Wilson | ..... | D14/250 |
| D703,649 S * | 4/2014  | Wikel  | ..... | D14/250 |
| D709,485 S * | 7/2014  | Bishop | ..... | D14/250 |
| D717,781 S * | 11/2014 | Kim    | ..... | D14/250 |
| D721,065 S * | 1/2015  | Yoon   | ..... | D14/250 |



(56)

**References Cited**

U.S. PATENT DOCUMENTS

D843,364 S \* 3/2019 Sasaki ..... D14/250  
D846,542 S \* 4/2019 Sasaki ..... D14/250  
D852,187 S \* 6/2019 Kevin ..... D14/250  
D862,444 S \* 10/2019 Sasaki ..... D14/250  
D863,284 S \* 10/2019 Luo ..... D14/250  
D863,286 S \* 10/2019 Hong ..... D14/250  
D868,053 S \* 11/2019 Gao ..... D14/250  
D875,727 S \* 2/2020 Weng ..... D14/250  
D878,348 S \* 3/2020 Weng ..... D14/250  
D917,449 S \* 4/2021 Nyholm ..... D14/250  
2013/0271922 A1 \* 10/2013 Wilson ..... H04M 1/185  
361/724  
2020/0350944 A1 \* 11/2020 Goodfellow ..... H04B 1/3888

\* cited by examiner

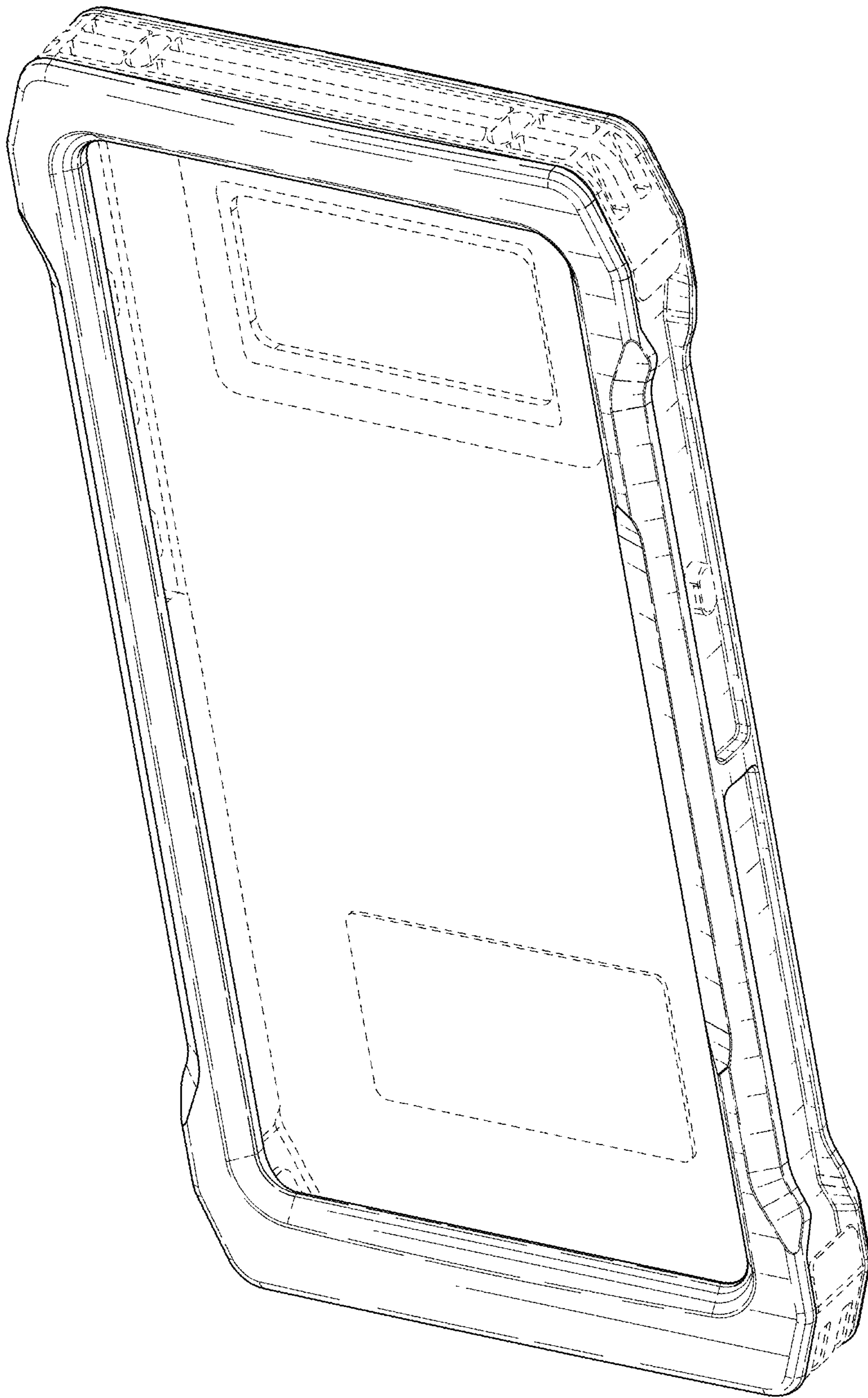


FIG. 1

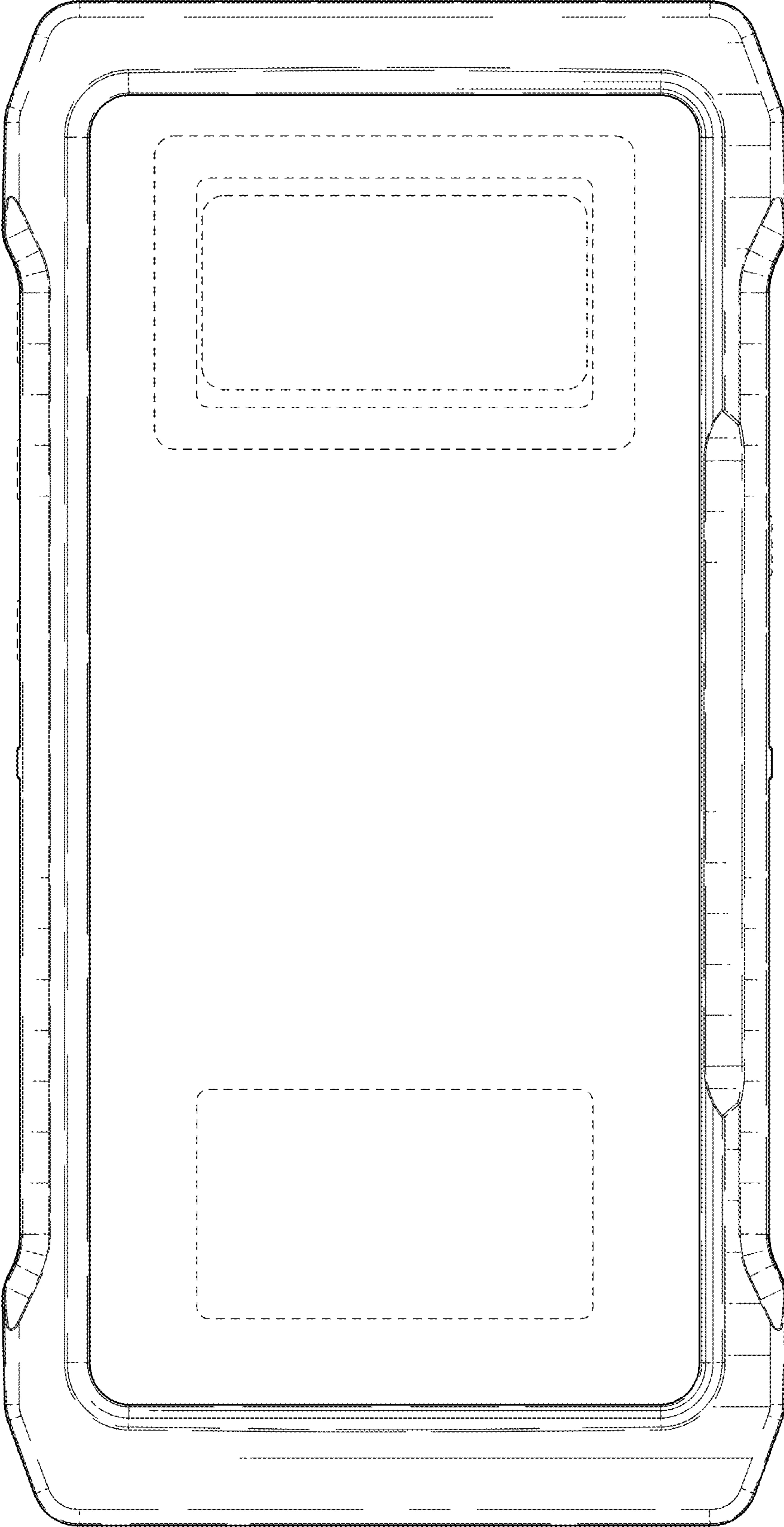


FIG. 2




FIG. 3

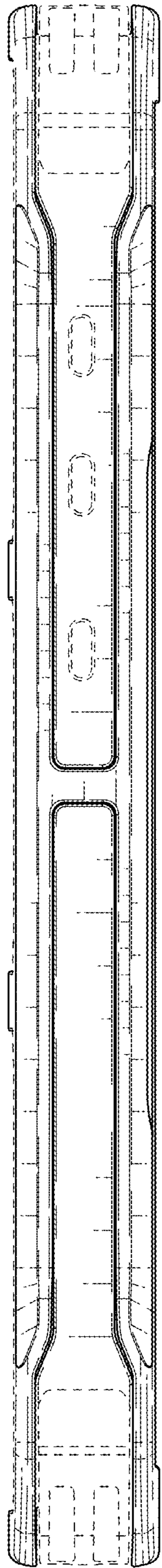


FIG. 4

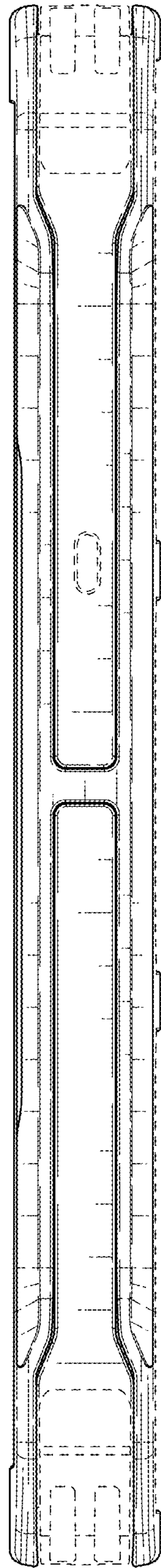


FIG. 5




FIG. 6




FIG. 7

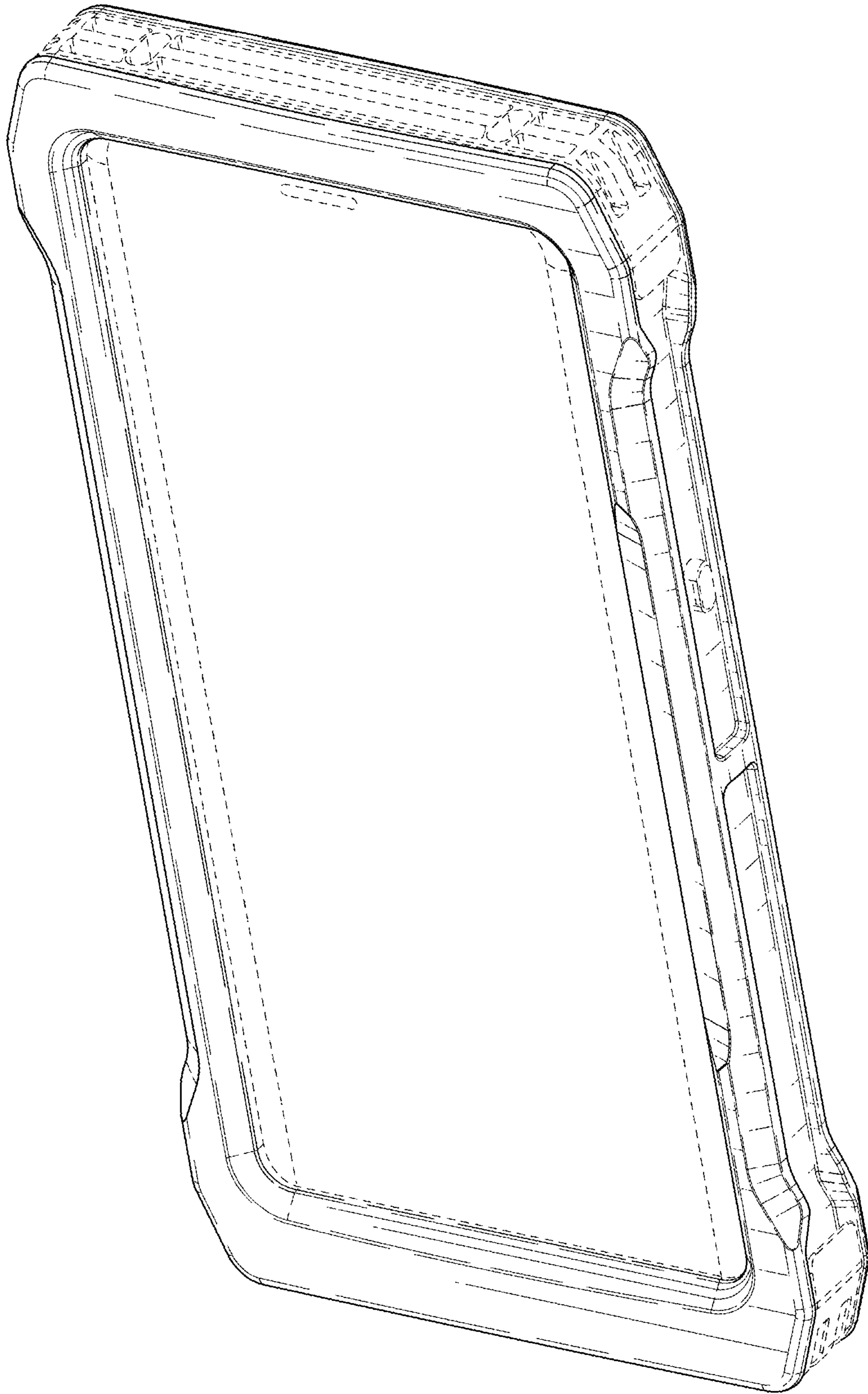


FIG. 8