



US00D941277S

(12) **United States Design Patent**  
**Xie**

(10) **Patent No.:** **US D941,277 S**  
(45) **Date of Patent:** **\*\* Jan. 18, 2022**

- (54) **PAIR OF EARPHONES**
- (71) Applicant: **Sumin Xie**, Maoming (CN)
- (72) Inventor: **Sumin Xie**, Maoming (CN)
- (\*\*) Term: **15 Years**
- (21) Appl. No.: **29/777,021**
- (22) Filed: **Apr. 2, 2021**
- (51) **LOC (13) Cl.** ..... **14-01**
- (52) **U.S. Cl.**  
USPC ..... **D14/223; D14/205**
- (58) **Field of Classification Search**  
USPC ..... D14/223, 205; D24/174; 128/864, 865,  
128/866; 381/380, 381, 328; 455/90.3,  
455/575.1, 569.1  
CPC ..... H04R 1/10; H04R 1/1033; H04R 25/00;  
H04R 25/02; H04R 1/1066; H04R  
1/1016; H04R 5/033; H04R 5/0335;  
H04R 1/105; H04R 1/1091  
See application file for complete search history.

- D743,946 S \* 11/2015 Brunner ..... D14/223
  - D761,770 S \* 7/2016 Kanou ..... D14/223
  - D775,610 S \* 1/2017 Nakajima ..... D14/223
- (Continued)

**FOREIGN PATENT DOCUMENTS**

- CN 302760255 \* 3/2014
  - CN 305125192 \* 4/2019
- (Continued)

*Primary Examiner* — Paula Allen Greene

(57) **CLAIM**

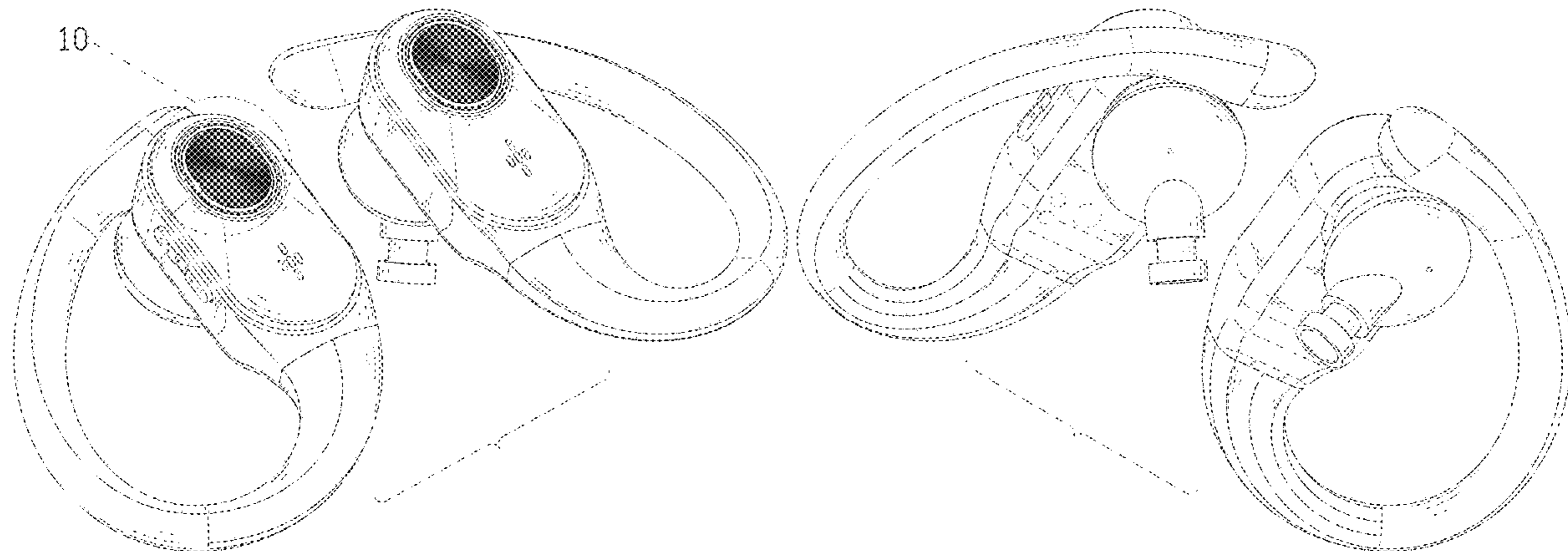
The ornamental design for pair of earphones, as shown and described.

**DESCRIPTION**

FIG. 1 is a perspective view of pair of earphones showing my new design;  
 FIG. 2 is another perspective view thereof;  
 FIG. 3 is a front elevational view thereof;  
 FIG. 4 is a rear elevational view thereof;  
 FIG. 5 is a left side elevational view thereof;  
 FIG. 6 is a right side elevational view thereof;  
 FIG. 7 is a top plan view thereof;  
 FIG. 8 is a bottom plan view thereof;  
 FIG. 9 is a perspective view of the pair of earphones where the pair of earphones are received in a charging case;  
 FIG. 10 is an enlarged view of the circled portion 10 of FIG. 1; and,  
 FIG. 11 is an enlarged view of the circled portion 11 of FIG. 3.

The broken lines immediately adjacent the shaded areas represent the bounds of the claimed design while the broken lines to the earphone case is directed to environment; the broken lines form no part of the claimed design.

**1 Claim, 11 Drawing Sheets**



(56)

References Cited

U.S. PATENT DOCUMENTS

D780,721 S \* 3/2017 Brunner ..... D14/223  
 D782,996 S \* 4/2017 Zhu ..... D14/205  
 D801,952 S \* 11/2017 Lian ..... D14/223  
 D806,684 S \* 1/2018 Tsai ..... D14/223  
 D806,687 S \* 1/2018 Rodriguez ..... D14/223  
 D807,331 S \* 1/2018 Morimoto ..... D14/223  
 D810,053 S \* 2/2018 Otani ..... D14/223  
 D821,364 S \* 6/2018 Brunner ..... D14/223  
 D834,003 S \* 11/2018 Maeda ..... D14/223  
 D838,692 S \* 1/2019 Fu ..... D14/223  
 D842,836 S \* 3/2019 Ma ..... D14/205  
 D843,344 S \* 3/2019 Zhu ..... D14/205  
 D848,978 S \* 5/2019 Min ..... D14/223  
 D852,784 S \* 7/2019 Cramer ..... H04R 1/1008  
 D853,360 S \* 7/2019 Kawabata ..... D14/223  
 D855,588 S \* 8/2019 Hao ..... D14/223  
 D858,482 S \* 9/2019 Ma ..... D14/205  
 D863,265 S \* 10/2019 Hu ..... D14/223  
 D864,919 S 10/2019 Bonahoom et al.  
 D866,530 S 11/2019 Birger  
 10,477,307 B1 \* 11/2019 Zhang ..... H04R 1/1016  
 D869,435 S \* 12/2019 Sanhua ..... D14/205  
 D871,375 S \* 12/2019 Meyer ..... D14/223  
 D873,246 S \* 1/2020 Zhu ..... D14/223  
 D873,789 S \* 1/2020 Hu ..... D14/205  
 D878,338 S \* 3/2020 Yang ..... D14/223  
 D881,850 S \* 4/2020 Zhang ..... D14/223  
 D883,259 S \* 5/2020 Ma ..... D14/223  
 D885,370 S \* 5/2020 Hu ..... D14/223  
 D888,023 S \* 6/2020 Gao ..... D14/223  
 D888,685 S \* 6/2020 Lin ..... D14/205  
 D890,125 S \* 7/2020 Feng ..... D14/205  
 D890,137 S \* 7/2020 Ma ..... D14/223  
 D899,406 S \* 10/2020 Ma ..... D14/223  
 D902,891 S \* 11/2020 Liu ..... D14/223  
 D904,763 S \* 12/2020 Koneru ..... D3/274  
 D904,764 S \* 12/2020 Koneru ..... D3/294  
 D905,002 S \* 12/2020 Koneru ..... D14/205

D907,608 S \* 1/2021 Xie ..... D14/223  
 D908,115 S \* 1/2021 Mei ..... D14/223  
 D912,015 S \* 3/2021 Xie ..... D14/223  
 D914,651 S \* 3/2021 Xie ..... D14/223  
 D916,055 S \* 4/2021 Xiao ..... D14/223  
 D916,056 S \* 4/2021 Boyd ..... D14/223  
 D916,057 S \* 4/2021 Boyd ..... D14/223  
 D918,865 S \* 5/2021 Bellham ..... D14/205  
 D919,594 S \* 5/2021 Ott ..... D14/205  
 D919,595 S \* 5/2021 Ott ..... D14/205  
 D920,959 S \* 6/2021 Cai ..... D14/223  
 D925,494 S \* 7/2021 Zhang ..... D14/223  
 D926,731 S \* 8/2021 Deng ..... D14/223  
 D928,123 S \* 8/2021 Gao ..... D14/223  
 D936,034 S \* 11/2021 Yoshida ..... D14/205  
 D936,040 S \* 11/2021 Zhao ..... D14/223  
 2014/0072137 A1 \* 3/2014 Nelson ..... H04R 1/1041  
 381/74  
 2015/0330478 A1 \* 11/2015 Grewal ..... H04R 1/1033  
 381/384  
 2018/0275950 A1 \* 9/2018 Takagi ..... A61B 5/6803  
 2020/0100011 A1 \* 3/2020 Bruss ..... H04R 1/1016  
 2020/0314518 A1 \* 10/2020 Hatfield ..... H04R 1/1075  
 2020/0413179 A1 \* 12/2020 Boyd ..... H04R 1/1033

FOREIGN PATENT DOCUMENTS

CN 305552199 \* 1/2020  
 CN 305631047 \* 2/2020  
 CN 305734236 \* 4/2020  
 CN 306011261 \* 8/2020  
 CN 306289333 \* 1/2021  
 CN 306662328 \* 7/2021  
 CN 306712968 \* 7/2021  
 CN 306760864 \* 8/2021  
 CN 306794574 \* 8/2021  
 EM 004596161-0001 \* 1/2018  
 EM 008641864-0001 \* 8/2021  
 EM 008648349-0001 \* 8/2021  
 GB 9007343660-0003 \* 12/2019  
 JP D1502701 \* 6/2014

\* cited by examiner

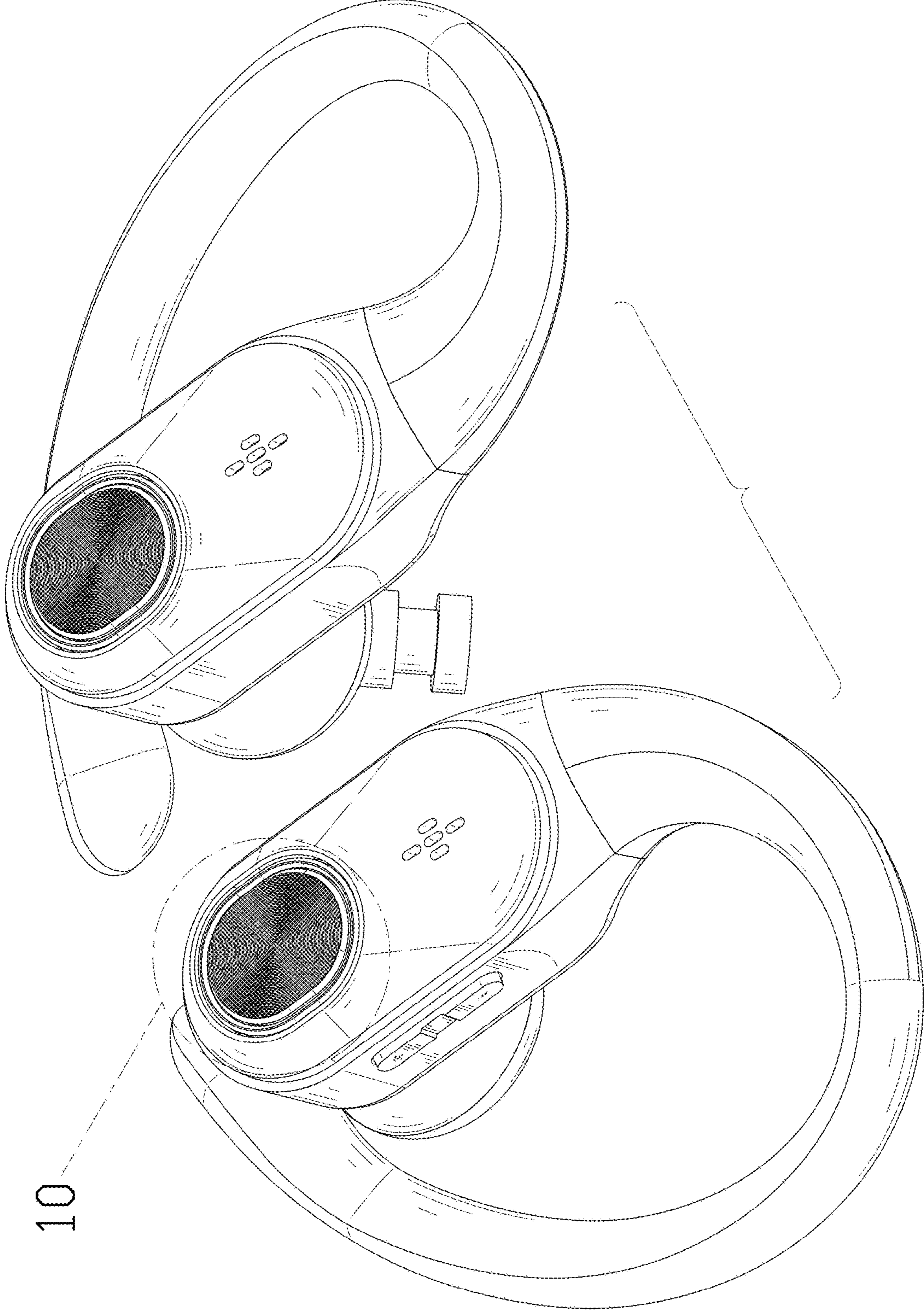


FIG. 1

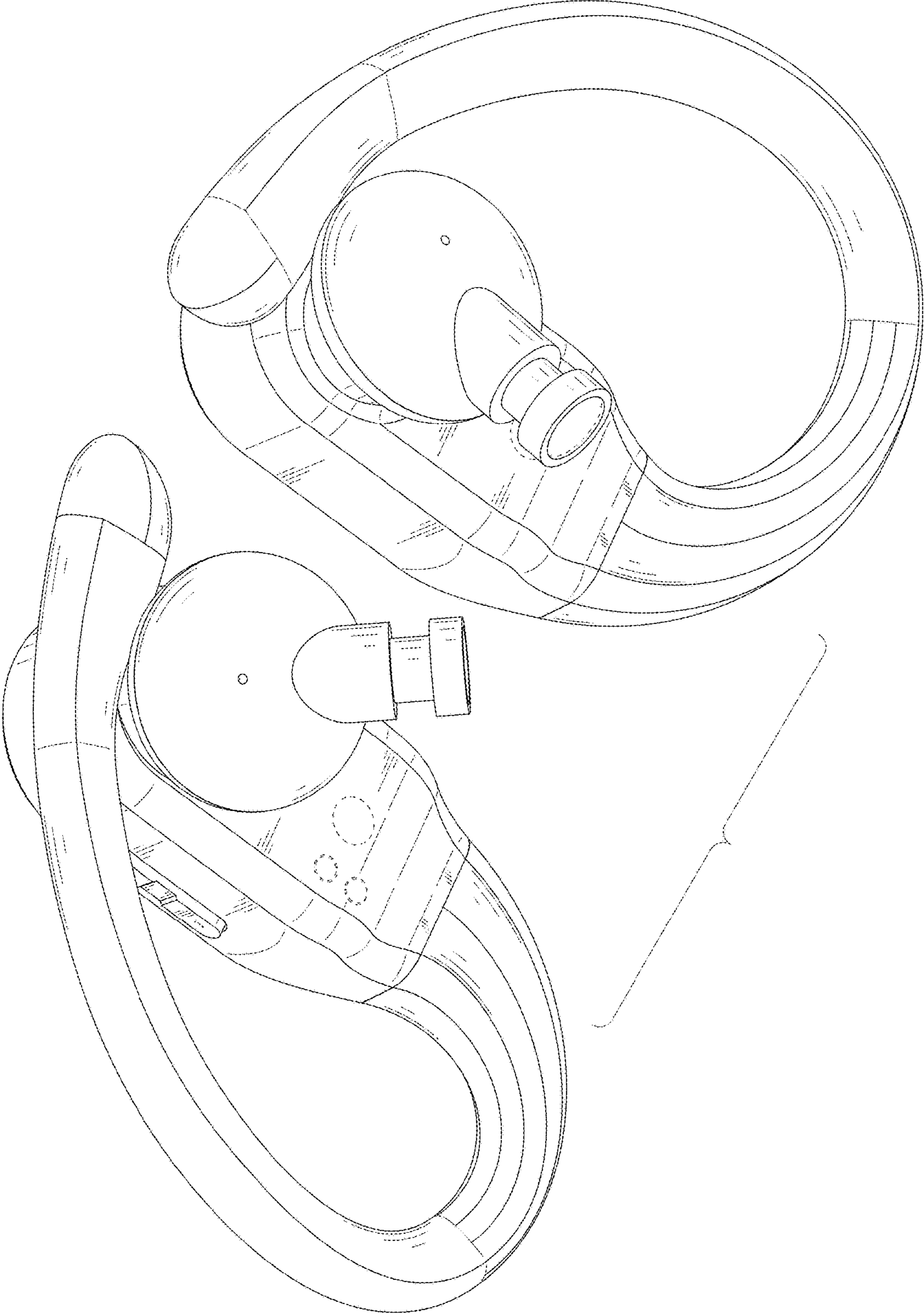


FIG. 2

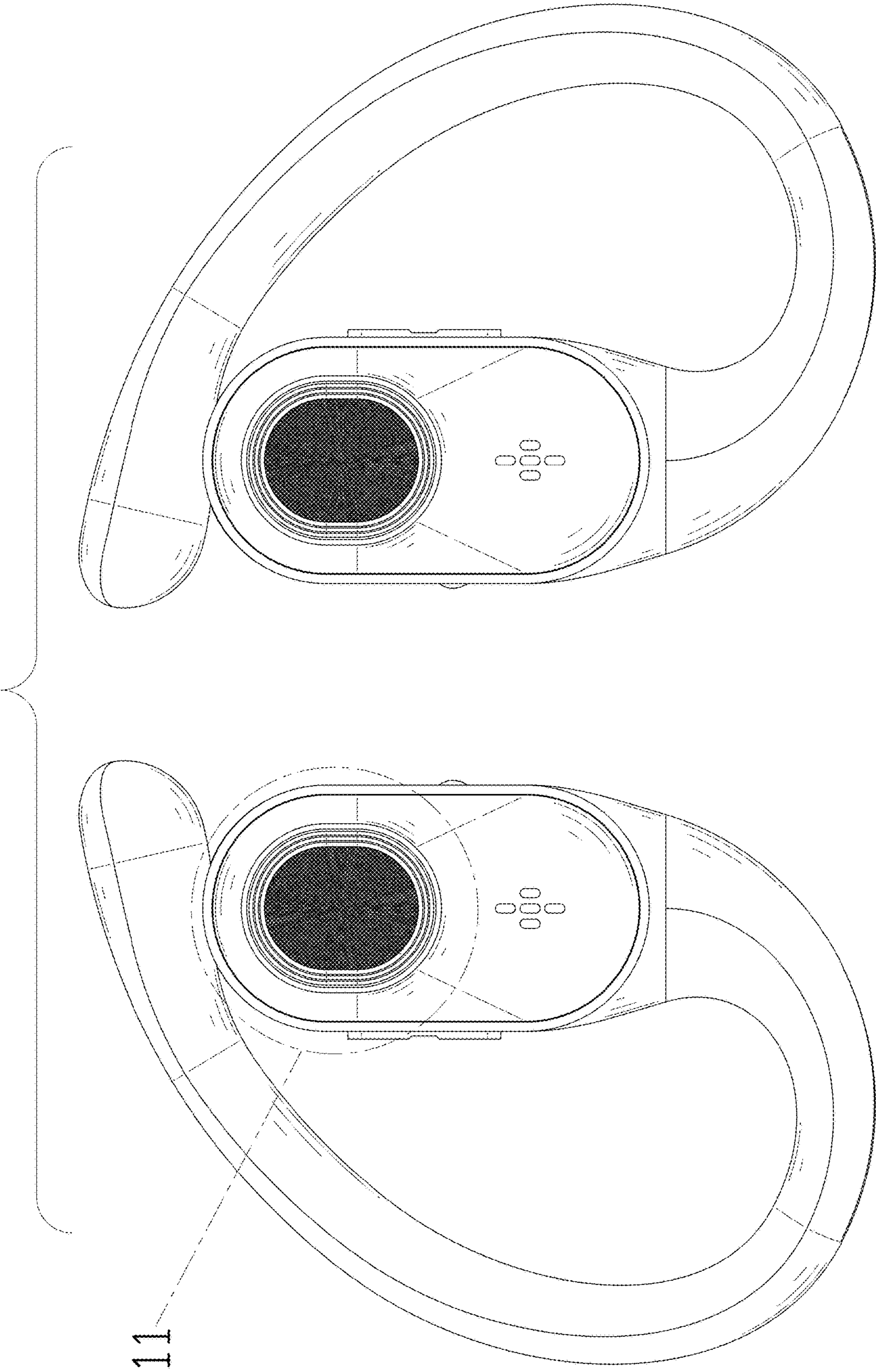


FIG. 3

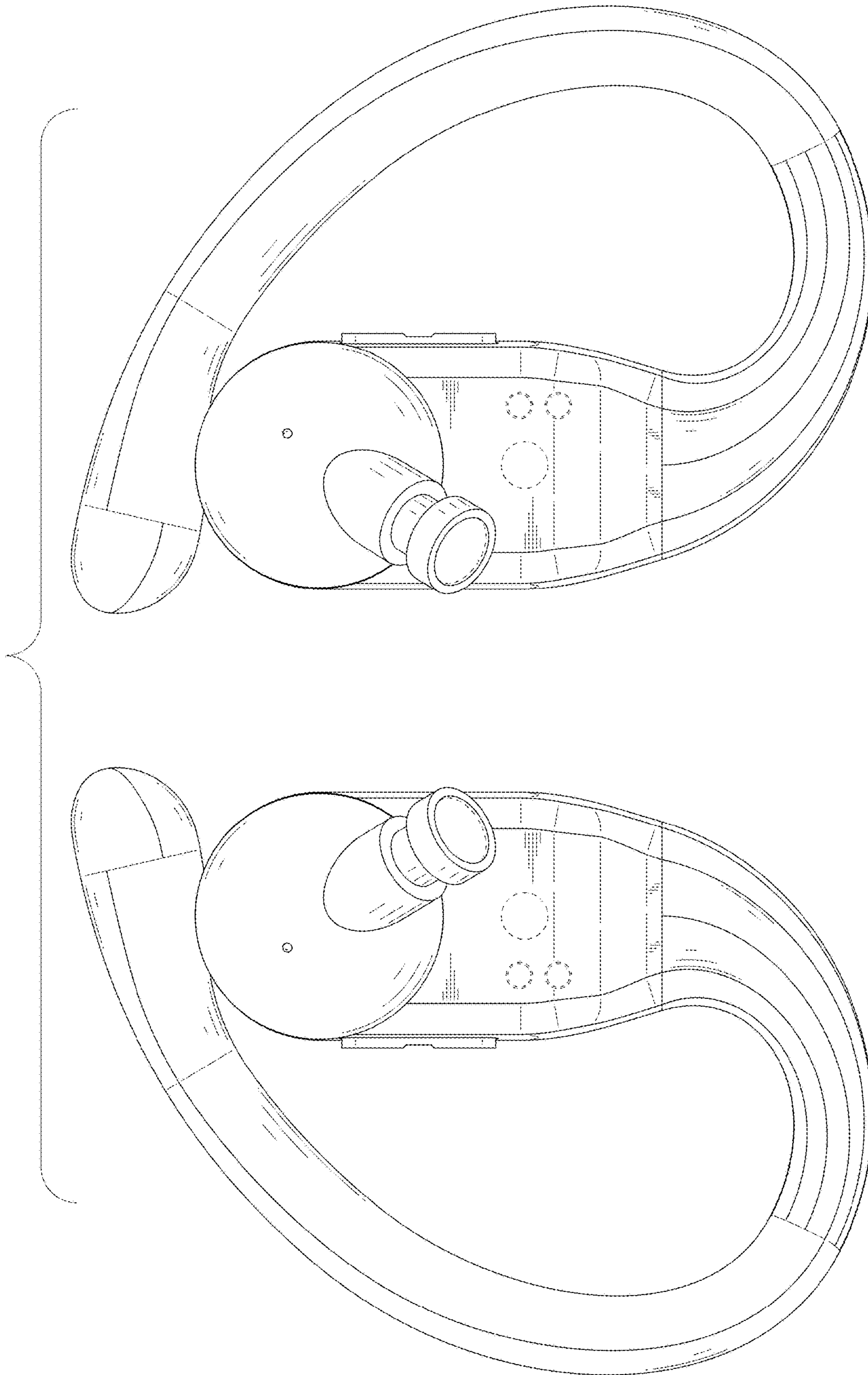


FIG. 4

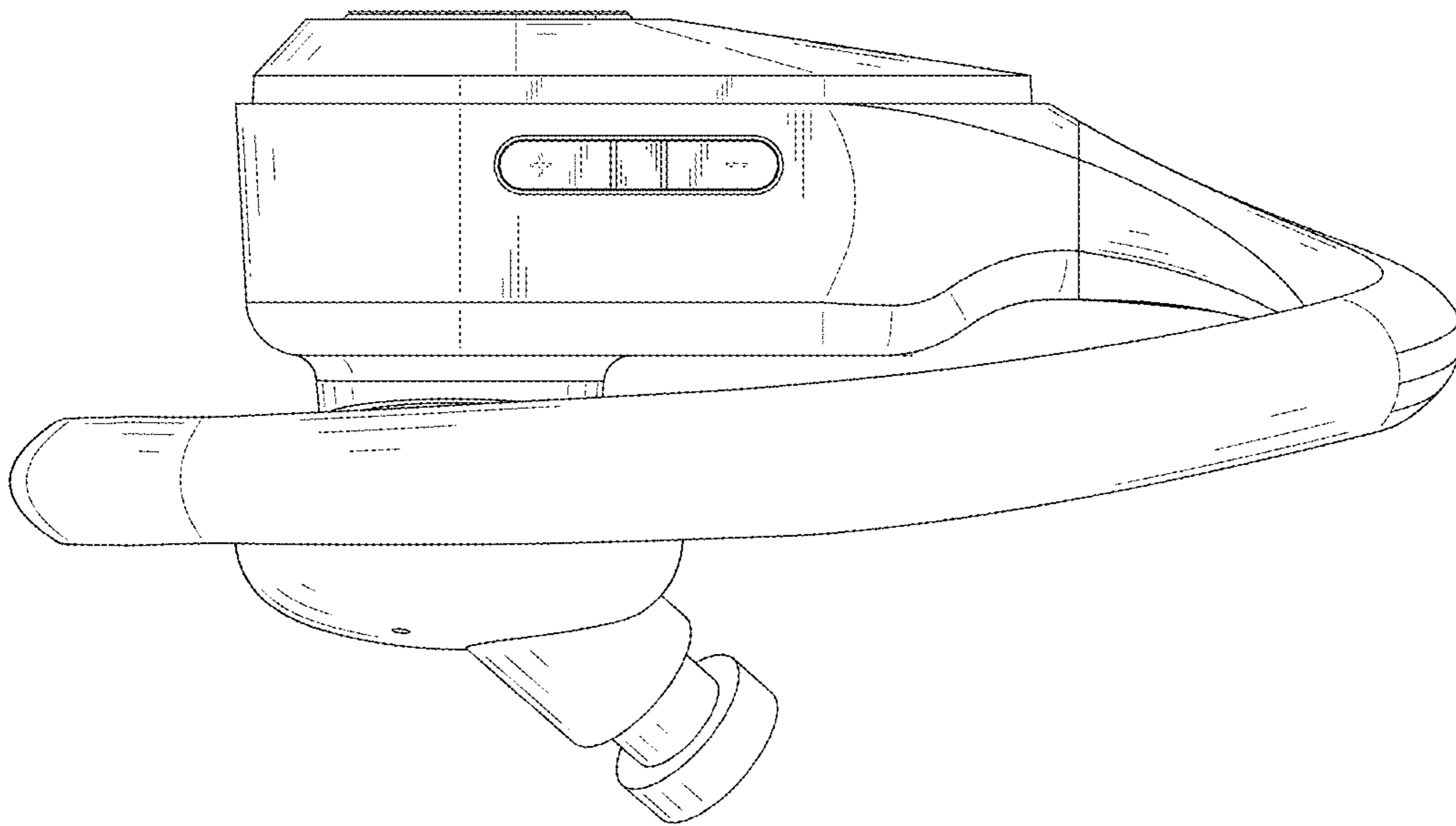


FIG. 5

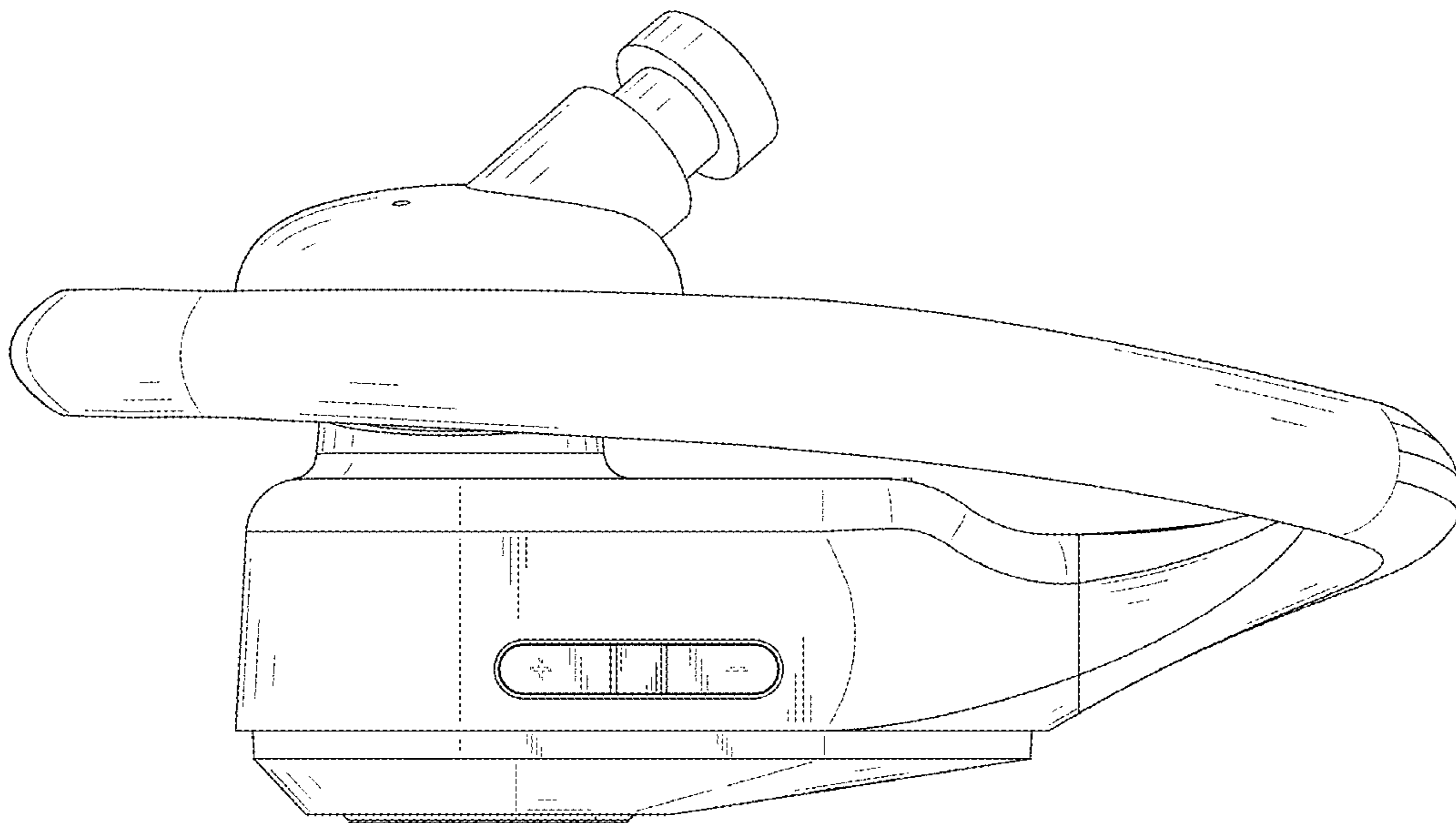


FIG. 6



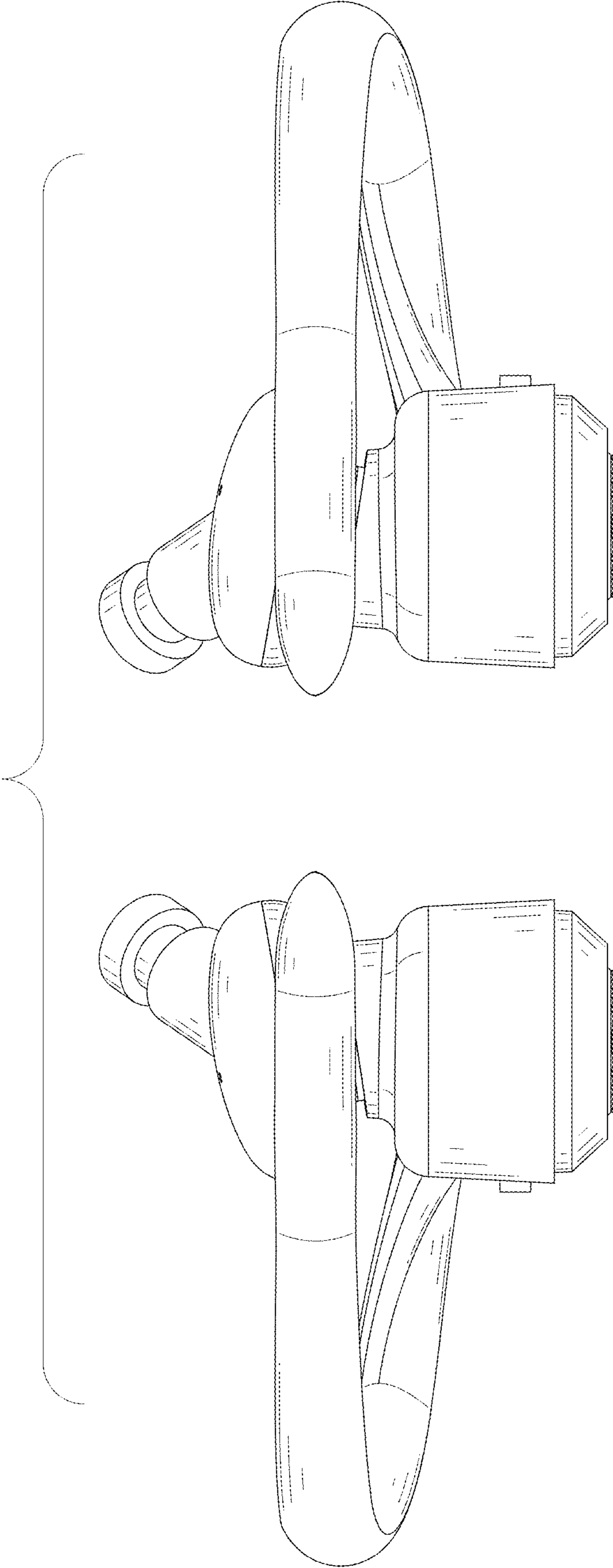


FIG. 7

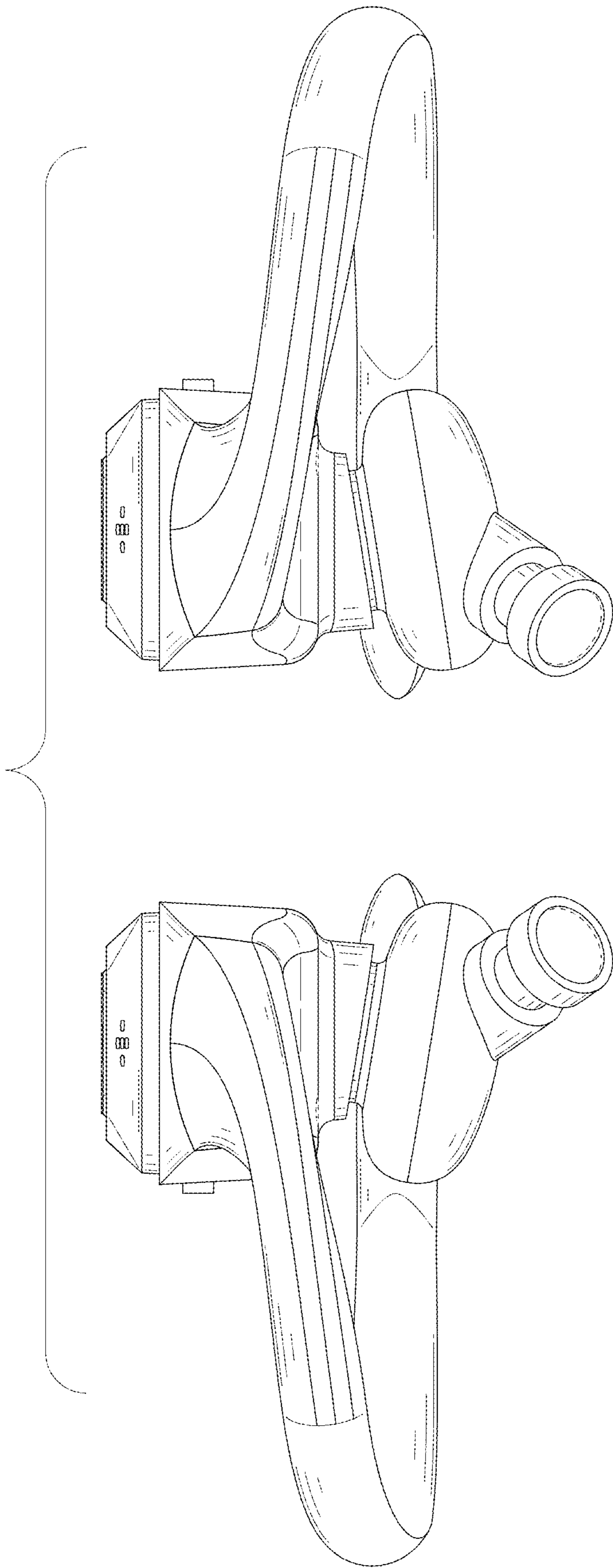


FIG. 8

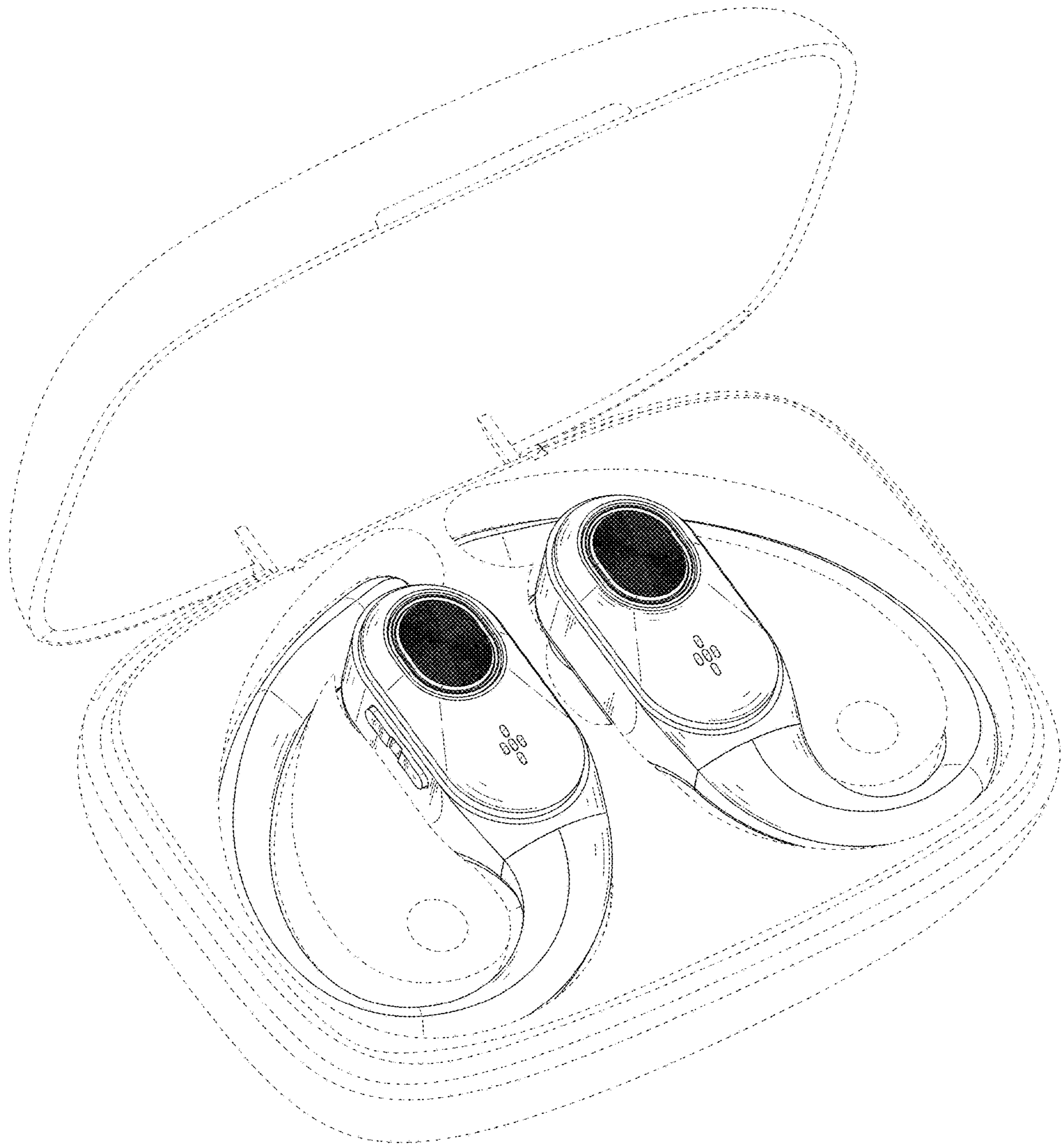


FIG. 9

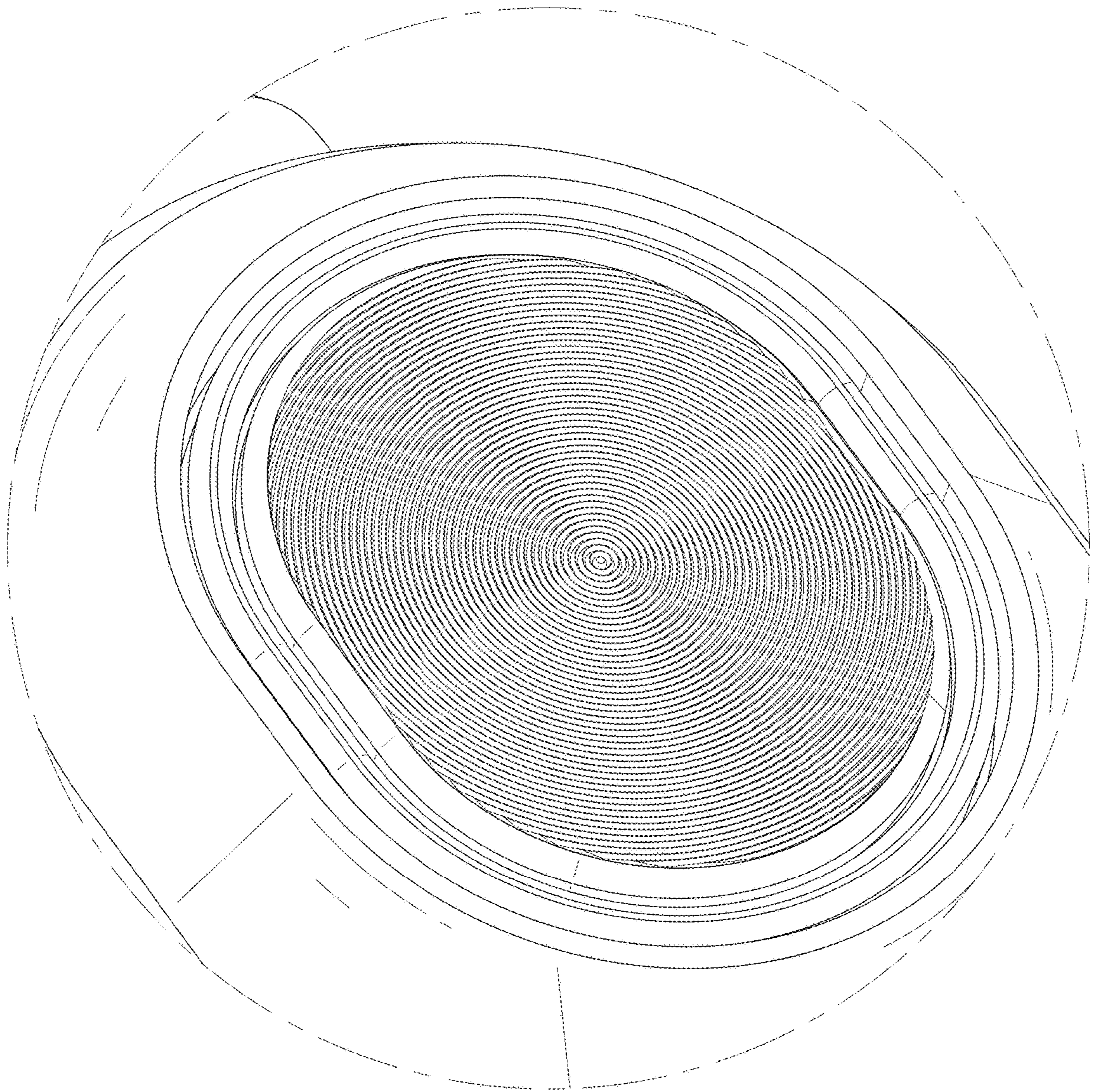


FIG. 10

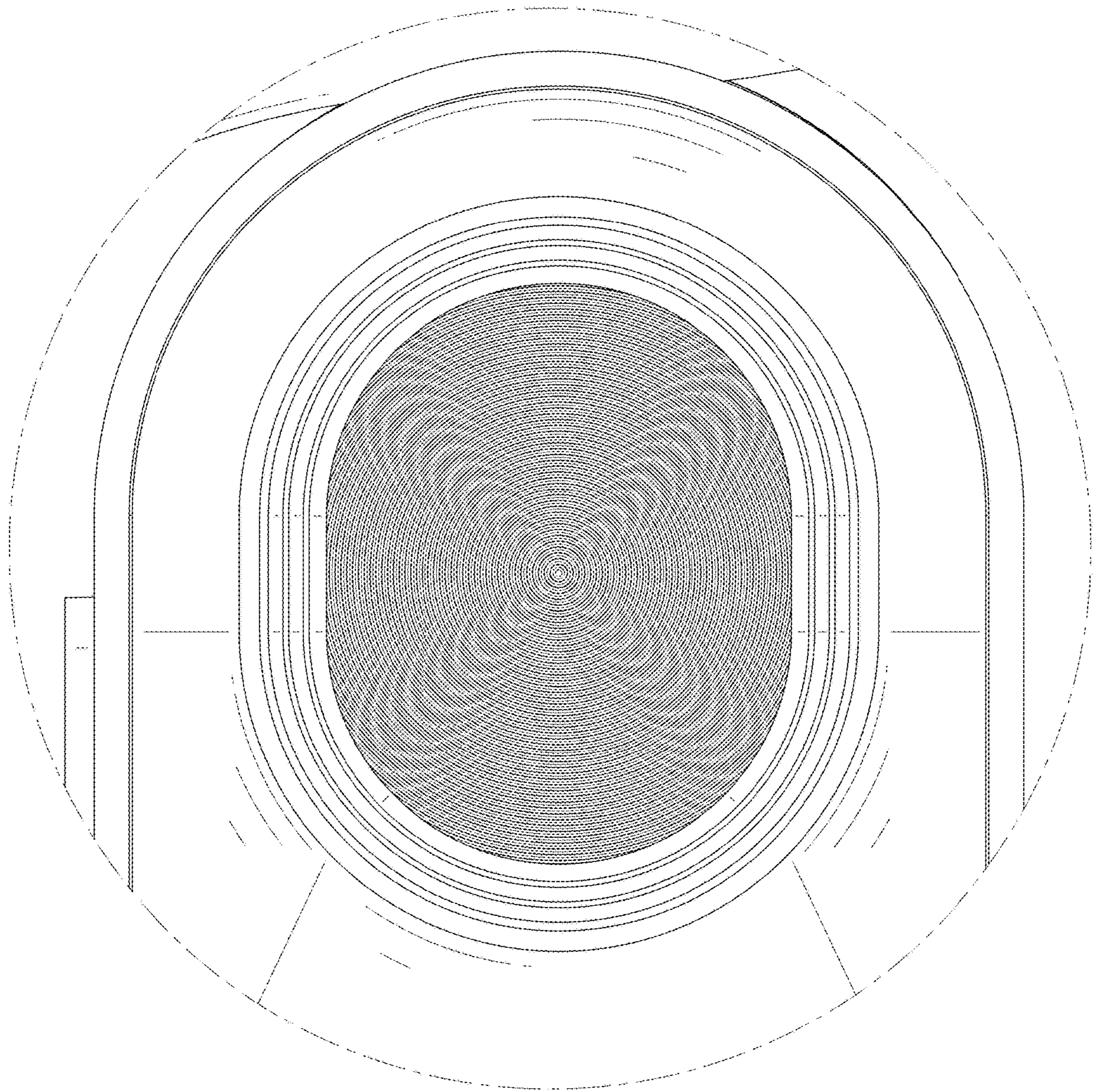


FIG. 11