



US00D941232S

(12) **United States Design Patent**
Barnes et al.

(10) **Patent No.:** **US D941,232 S**
(45) **Date of Patent:** **** Jan. 18, 2022**

(54) **SOLAR PANEL**

(71) Applicant: **MORGAN SOLAR INC.**, Toronto (CA)

(72) Inventors: **Brett Barnes**, Toronto (CA); **Munyy Tram**, Toronto (CA)

(73) Assignee: **MORGAN SOLAR INC.**, Toronto (CA)

(**) Term: **15 Years**

(21) Appl. No.: **29/695,577**

(22) Filed: **Jun. 20, 2019**

(51) **LOC (13) Cl.** **13-02**

(52) **U.S. Cl.**
USPC **D13/102**

(58) **Field of Classification Search**
USPC D13/102, 101, 103, 110, 118, 133, 182, D13/184, 199
CPC Y02E 10/40; Y02E 10/44; Y02E 10/46; Y02E 10/50; Y02E 10/52; Y02E 10/542; Y02E 10/544; E04H 4/08; F24J 2/38; F24J 2/0472; F24J 2/542; H01L 31/00; H01L 31/042; H01L 31/045; H01L 31/048; H01L 31/049; H01L 31/052; H01L 31/184; H01L 31/0232; H01L 31/0508; H01L 31/0512; H01L 31/0543; H01L 31/02013; H01L 31/1876; H01L 51/0061; H02S 40/34

See application file for complete search history.

(56) **References Cited**

U.S. PATENT DOCUMENTS

D697,471 S *	1/2014	Castillo-Aguilella	D13/102
D751,498 S *	3/2016	Munshi	D13/102
D817,864 S *	5/2018	Maekawa	D13/102
D829,164 S *	9/2018	Maekawa	D13/102
2013/0061904 A1 *	3/2013	Tai	H01L 31/0508 136/244
2016/0308082 A1 *	10/2016	Ishii	H01L 31/0504
2017/0186898 A1 *	6/2017	Kudo	H01L 31/048

* cited by examiner

Primary Examiner — Derrick E Holland
(74) *Attorney, Agent, or Firm* — BCF LLP

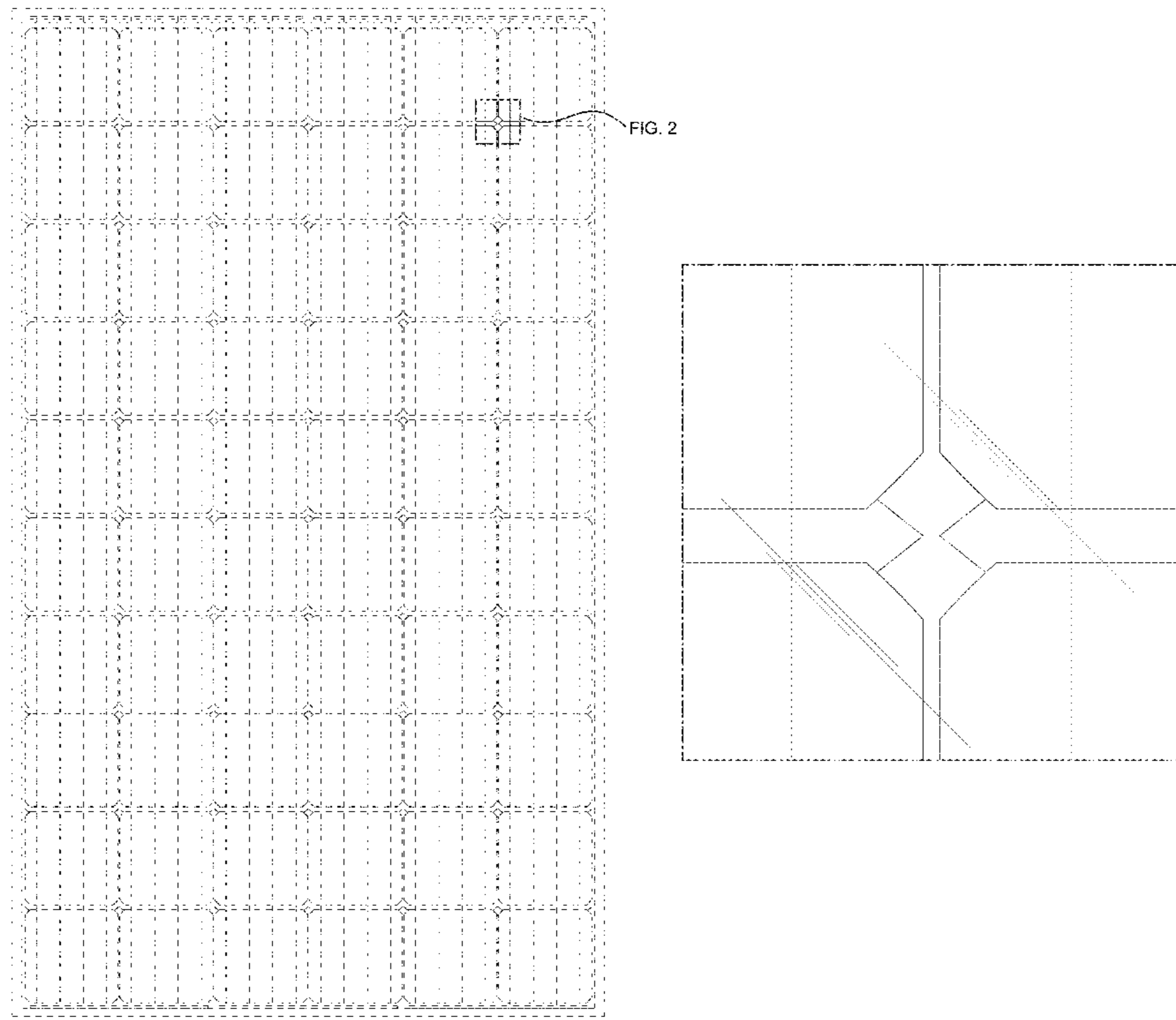
(57) **CLAIM**

The ornamental design for a solar panel, as shown and described.

DESCRIPTION

FIG. 1 is a top plan view of a solar panel according to an embodiment of our design;
FIG. 2 is close-up view of a portion of the solar panel of FIG. 1;
FIG. 3 is a top plan view of a solar panel according to another embodiment of our design; and,
FIG. 4 is close-up view of a portion of the solar panel of FIG. 3.
The broken lines shown depict the portions of the solar panel that form no part of the claimed design.
The dotted/dashed broken lines in the figures define the bounds of the claimed design and form no part thereof.

1 Claim, 4 Drawing Sheets






FIG. 1

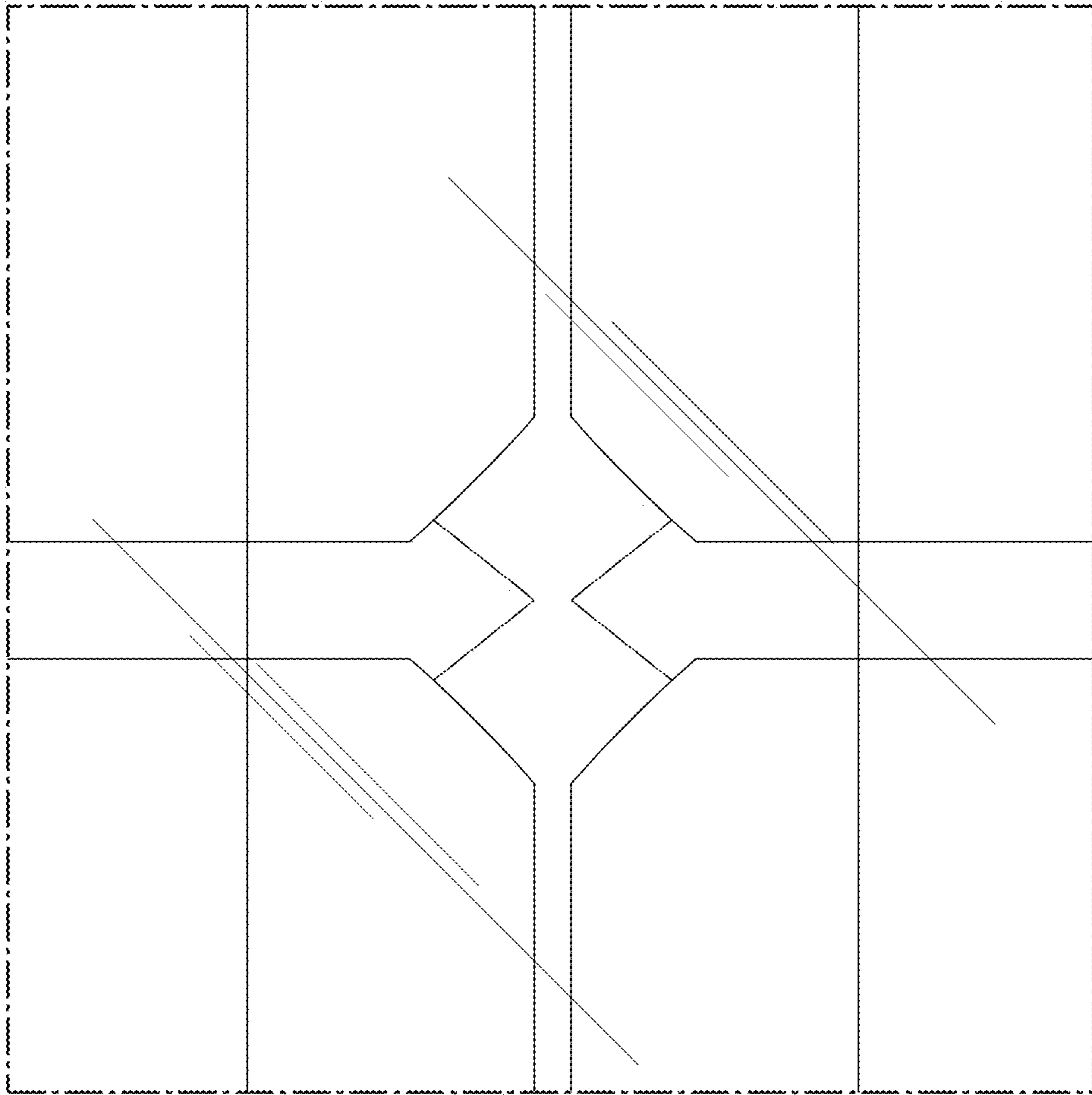


FIG. 2




FIG. 3




FIG. 4