



US00D941229S

(12) **United States Design Patent**
Ernstsson

(10) **Patent No.:** **US D941,229 S**

(45) **Date of Patent:** **** Jan. 18, 2022**

(54) **CENTER CONSOLE FOR VEHICLE**

(71) Applicant: **Volvo Car Corporation**, Gothenburg (SE)

(72) Inventor: **Axel Ernstsson**, Torslanda (SE)

(73) Assignee: **Volvo Car Corporation**, Gothenburg (SE)

(**) Term: **15 Years**

(21) Appl. No.: **29/745,375**

(22) Filed: **Aug. 5, 2020**

(30) **Foreign Application Priority Data**

Feb. 5, 2020 (EM) 007664149-0001

(51) **LOC (13) Cl.** **12-16**

(52) **U.S. Cl.**
USPC **D12/419**

(58) **Field of Classification Search**
USPC D12/419, 415; D7/620
CPC B60R 13/02; C03C 3/085; B60Q 3/64;
B60Q 3/225; B60N 3/10
See application file for complete search history.

(56) **References Cited**

U.S. PATENT DOCUMENTS

D770,968 S * 11/2016 Willis D12/415
D781,210 S * 3/2017 Itou D12/419
D781,211 S * 3/2017 Satou D12/419
D808,330 S * 1/2018 Kuwahara D12/419
D830,951 S * 10/2018 Karasawa D12/419

D832,187 S * 10/2018 Buttery D12/419
D836,059 S * 12/2018 Takagi D12/415
D836,060 S * 12/2018 Takagi D12/415
D856,265 S * 8/2019 Tomasson D12/419
D857,611 S * 8/2019 Igarashi D12/415
D869,380 S * 12/2019 Kabata D12/415
D876,319 S * 2/2020 Buttery D12/419
D885,306 S * 5/2020 Tomasson D12/419

* cited by examiner

Primary Examiner — Katrina A Betton

(74) *Attorney, Agent, or Firm* — Patterson Thuent Pedersen, P.A.

(57) **CLAIM**

I claim the ornamental design for a center console for vehicle, as shown.

DESCRIPTION

FIG. 1 is a front perspective view of a center console for vehicle.

FIG. 2 is a front view of the center console for vehicle depicted in FIG. 1.

FIG. 3 is a rear perspective view of the center console for vehicle depicted in FIG. 1.

FIG. 4 is a right side view of the center console for vehicle depicted in FIG. 1.

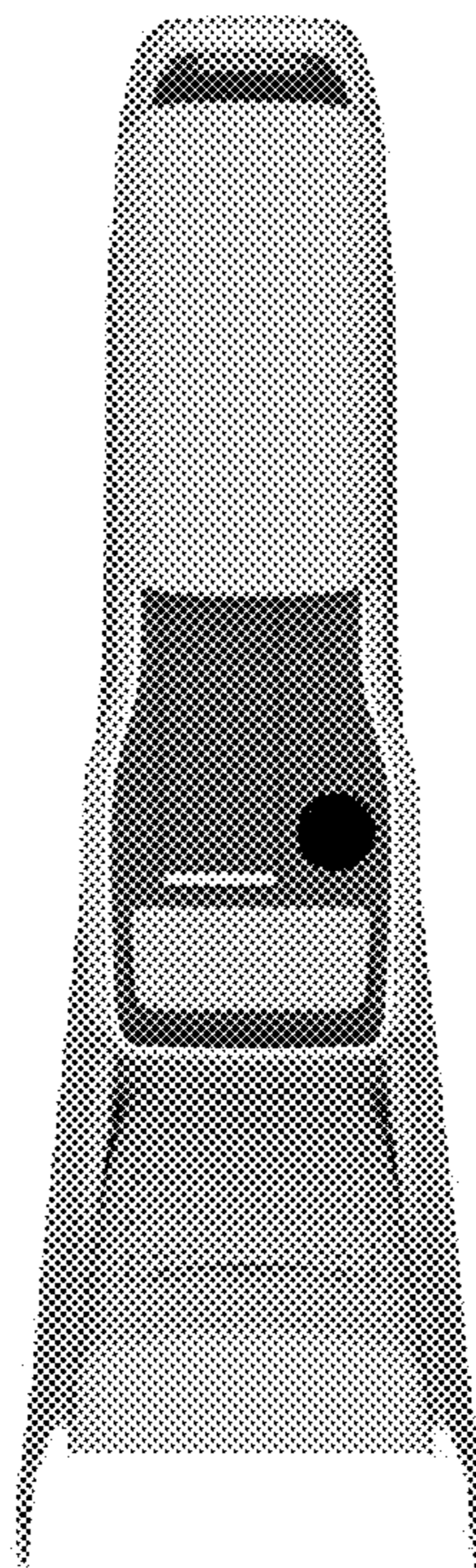
FIG. 5 is a top view of the center console for vehicle depicted in FIG. 1.

FIG. 6 is a left side view of the center console for vehicle depicted in FIG. 1.

FIG. 7 is a rear view of the center console for vehicle depicted in FIG. 1; and,

FIG. 8 is a bottom view of the center console for vehicle depicted in FIG. 1.

1 Claim, 8 Drawing Sheets



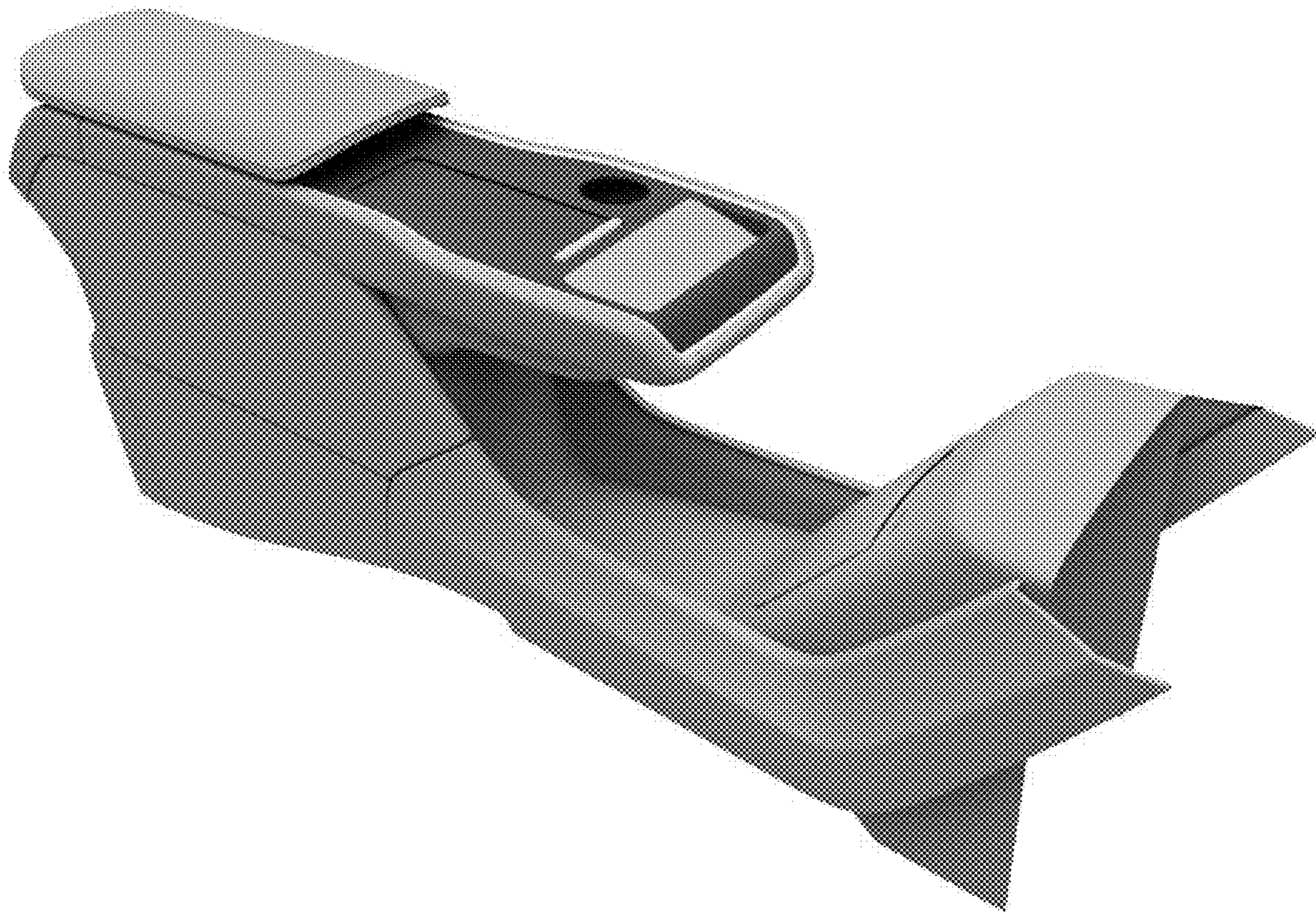


FIG. 1



FIG. 2




FIG. 3

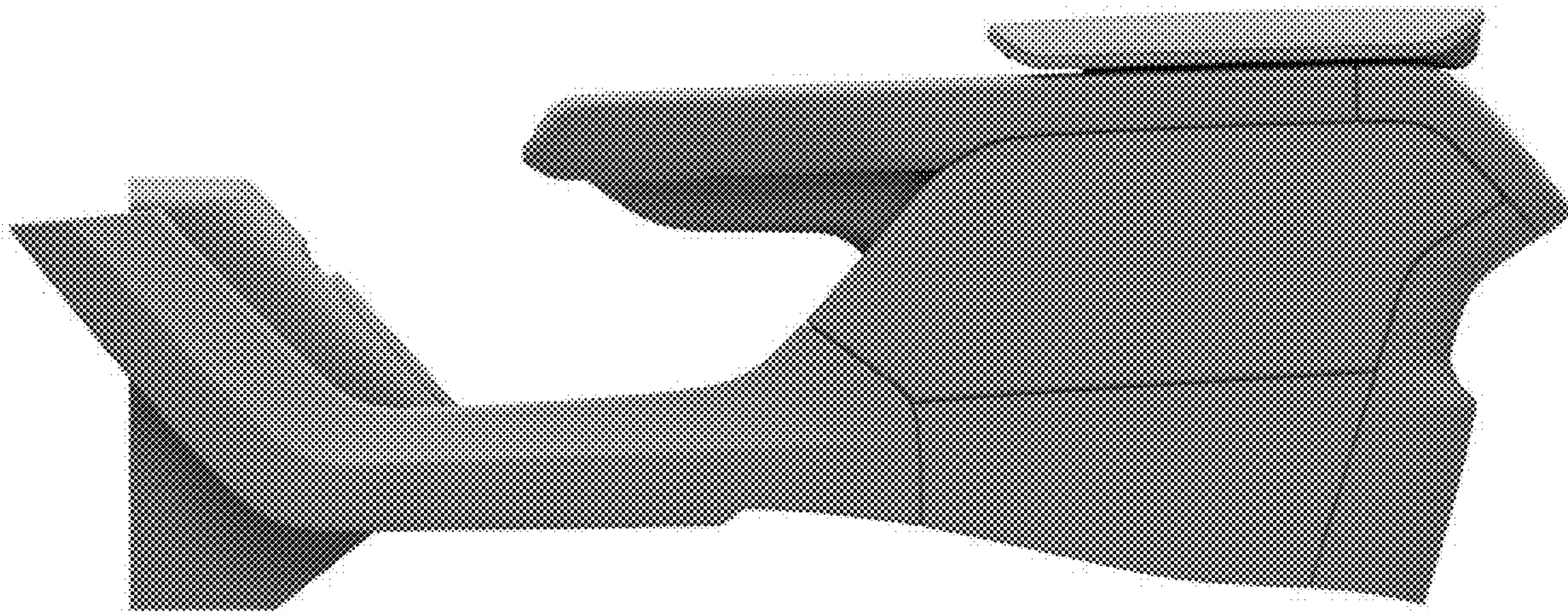


FIG. 4

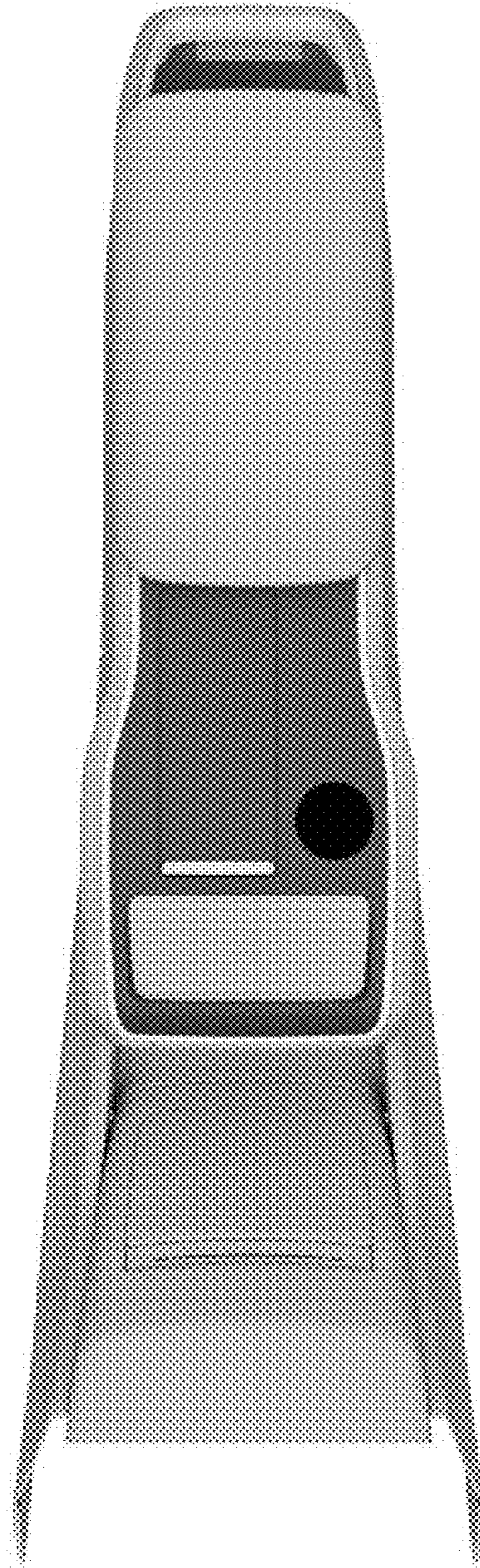


FIG. 5

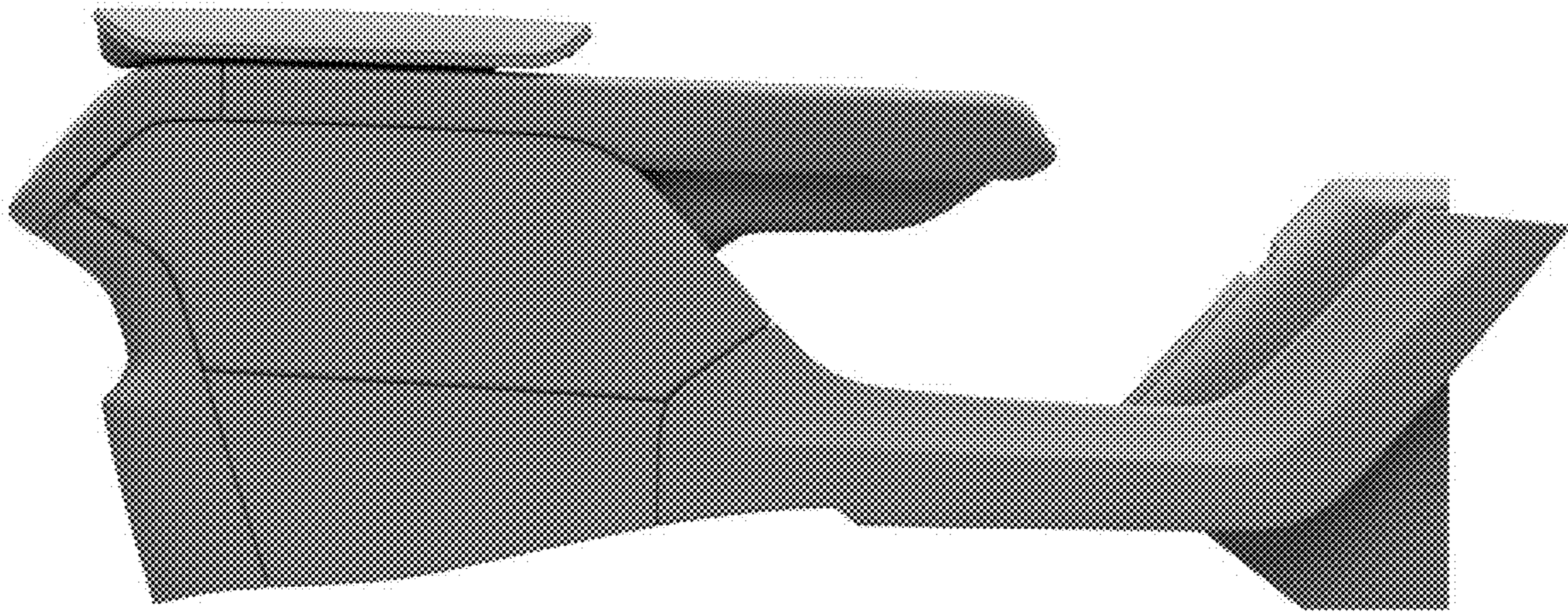


FIG. 6



FIG. 7




FIG. 8