



US00D941228S

(12) **United States Design Patent**  
**Sandys et al.**

(10) **Patent No.:** **US D941,228 S**  
(45) **Date of Patent:** **\*\* Jan. 18, 2022**

(54) **VEHICLE CENTER CONSOLE**  
(71) Applicant: **JAGUAR LAND ROVER LIMITED,**  
Coventry (GB)  
(72) Inventors: **Jonathan Sandys,** Coventry (GB);  
**Malcolm Whyte,** Coventry (GB)  
(73) Assignee: **JAGUAR LAND ROVER LIMITED,**  
Coventry (GB)

(\*\*) Term: **15 Years**  
(21) Appl. No.: **29/743,700**  
(22) Filed: **Jul. 23, 2020**

(30) **Foreign Application Priority Data**  
Jan. 24, 2020 (EM) ..... 007551957-0004  
(51) **LOC (13) Cl.** ..... **12-16**  
(52) **U.S. Cl.**  
USPC ..... **D12/415**  
(58) **Field of Classification Search**  
USPC ..... D12/419, 415; D7/620  
CPC ..... B60R 13/02; C03C 3/085; B60Q 3/64;  
B60Q 3/225; B60N 3/10  
See application file for complete search history.

(56) **References Cited**  
U.S. PATENT DOCUMENTS  
D770,968 S \* 11/2016 Willis ..... D12/415  
D781,210 S \* 3/2017 Itou ..... D12/419

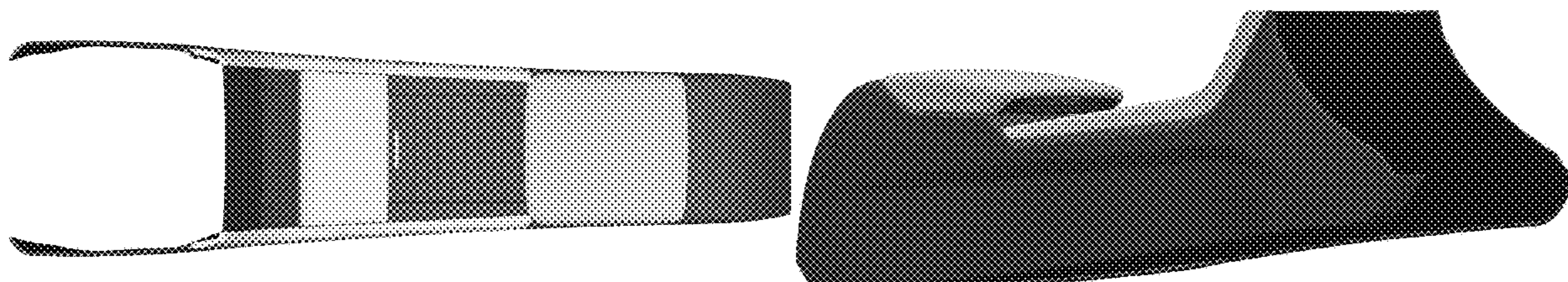
D781,211 S \* 3/2017 Satou ..... D12/419  
D808,330 S \* 1/2018 Kuwahara ..... D12/419  
D830,951 S \* 10/2018 Karasawa ..... D12/419  
D832,187 S \* 10/2018 Buffery ..... D12/419  
D836,059 S \* 12/2018 Takagi ..... D12/415  
D836,060 S \* 12/2018 Takagi ..... D12/415  
D856,265 S \* 8/2019 Tomasson ..... D12/419  
D857,611 S \* 8/2019 Igarashi ..... D12/415  
D876,319 S \* 2/2020 Buffery ..... D12/419  
D908,073 S \* 1/2021 Warner ..... D12/415  
D922,303 S \* 6/2021 Park ..... D12/415

\* cited by examiner  
*Primary Examiner* — Katrina A Betton  
(74) *Attorney, Agent, or Firm* — Reising Ethington P.C.

(57) **CLAIM**  
The ornamental design for a vehicle center console, as shown and described.

**DESCRIPTION**  
FIG. 1 is a frontside perspective view of the vehicle center console;  
FIG. 2 is a front view thereof;  
FIG. 3 is a right side view thereof;  
FIG. 4 is a left side view thereof;  
FIG. 5 is a top view thereof;  
FIG. 6 is a bottom view thereof;  
FIG. 7 is a rearside perspective view thereof; and,  
FIG. 8 is a rear view thereof.

**1 Claim, 8 Drawing Sheets**








FIG. 1





FIG. 2






FIG. 3






FIG. 4






FIG. 5




FIG. 6





FIG. 7





FIG. 8