



US00D941209S

(12) **United States Design Patent**
Myrberg

(10) **Patent No.:** **US D941,209 S**

(45) **Date of Patent:** **** Jan. 18, 2022**

(54) **VEHICLE RIM**

(71) Applicant: **Polestar Performance AB**, Gothenburg (SE)

(72) Inventor: **Anders Myrberg**, Askim (SE)

(73) Assignee: **POLESTAR PERFORMANCE AB**, Gothenburg (SE)

(**) Term: **15 Years**

(21) Appl. No.: **29/702,362**

(22) Filed: **Aug. 19, 2019**

(30) **Foreign Application Priority Data**

Feb. 22, 2019 (EM) 006265542-0001

(51) **LOC (13) Cl.** **12-16**

(52) **U.S. Cl.**
USPC **D12/209**

(58) **Field of Classification Search**

USPC D12/204-213; D21/563
CPC B60B 7/00; B60B 7/02; B60B 7/04; B60B 7/01; B60B 7/06; B60B 3/02; B60B 3/04; B60B 3/06; B60B 3/10; B60B 1/00; B60B 1/08; B60B 1/10; B60B 1/12

See application file for complete search history.

(56) **References Cited**

U.S. PATENT DOCUMENTS

D605,574 S * 12/2009 Abdallah D12/211
D632,240 S * 2/2011 Szews D12/211
D748,559 S * 2/2016 Zhao D12/211

D752,707 S * 3/2016 Huda D23/209
D768,048 S * 10/2016 Johnson D12/211
D775,577 S * 1/2017 Holstein D12/211
D781,206 S * 3/2017 Giolito D12/211
D808,884 S * 1/2018 Chung D12/211
D824,832 S * 8/2018 Oh D12/209
D825,427 S * 8/2018 Myrberg D12/209
D825,429 S * 8/2018 Myrberg D12/209
D832,180 S * 10/2018 Platto D12/211
D835,026 S * 12/2018 Valencia Pollex D12/209
D852,703 S * 7/2019 De Jung D12/209
D852,712 S * 7/2019 Khachatryan D12/211
D853,301 S * 7/2019 Hahn D12/209
D860,101 S * 9/2019 Bjerke D12/209
D886,023 S * 6/2020 Goepfel D12/211
D889,371 S * 7/2020 Campbell D12/211
D905,609 S * 12/2020 Myrberg D12/209
D915,979 S * 4/2021 Shida D12/209

* cited by examiner

Primary Examiner — Stacia A Cadmus

(74) *Attorney, Agent, or Firm* — Berenato & White, LLC

(57) **CLAIM**

The ornamental design for a vehicle rim, as shown.

DESCRIPTION

FIG. 1 is a front view of a vehicle rim showing my new design;

FIG. 2 is a right perspective view thereof;

FIG. 3 is a left perspective view thereof;



FIG. 4 is a right side view thereof;

FIG. 5 is a left side view thereof;

FIG. 6 is a top view thereof; and,

FIG. 7 is a bottom view thereof.

1 Claim, 7 Drawing Sheets






FIG. 1



FIG. 2



FIG. 3




FIG. 4




FIG. 5




FIG. 6




FIG. 7