



US00D941205S

(12) **United States Design Patent** (10) **Patent No.:** **US D941,205 S**
Miller (45) **Date of Patent:** **** Jan. 18, 2022**

(54) **SIDE RAIL FOR A VEHICLE LID**

(71) Applicant: **Utemaster NZ Limited**, Kerepehi (NZ)

(72) Inventor: **Fraser Miller**, Thames (NZ)

(73) Assignee: **Utemaster NZ Limited**, Kerepehi (NZ)

(**) Term: **15 Years**

(21) Appl. No.: **29/718,109**

(22) Filed: **Dec. 20, 2019**

(30) **Foreign Application Priority Data**

Jun. 26, 2019 (NZ) 426187

(51) **LOC (13) Cl.** **12-16**

(52) **U.S. Cl.**
USPC **D12/203**

(58) **Field of Classification Search**
USPC D12/203, 89, 98, 314, 162, 190, 196, 93;
D25/119, 125, 68
CPC .. B60R 3/002; B60R 3/02; B60R 3/00; B60R
3/005; B60R 3/007; B60R 19/34; B60P
7/0815; B60P 7/08; B60J 7/141; B60J
7/198; B60J 7/1291

See application file for complete search history.

(56) **References Cited**

U.S. PATENT DOCUMENTS

D272,817 S *	2/1984	Mareydt	D12/414
D295,619 S *	5/1988	Reeve	D12/414
D297,230 S *	8/1988	Huff	D12/203
D334,373 S *	3/1993	Cucheran	D12/414
D404,355 S *	1/1999	Denny	D12/414
D425,002 S *	5/2000	Elwell	D12/190
D451,878 S *	12/2001	Logan	D12/221
D497,589 S *	10/2004	Elwell	D12/414
D506,716 S *	6/2005	Hall	D12/196
D546,756 S *	7/2007	Marquez	D12/414
D892,012 S *	8/2020	Brown	D12/203

OTHER PUBLICATIONS

“Destroyer Side Rails” Ute Master., posted date Aug. 24, 2019 [online], [retrieved on May 20, 2021]. Retrieved from the Internet <URL:https://www.utemaster.co.nz/our-products/trade-and-recreation/ute-hard-lid/accessories/destroyer-side-rails/> (Year: 2019).*

“Backrack Bed Rails” Real Truck., posted date Oct. 1, 2016 [online], [retrieved on May 20, 2021]. Retrieved from the Internet <URL: https://realtruck.com/p/backrack-bed-rails/> (Year: 2016).*

“Apex TBSR-60 60” L Steel Truck Bed Side Rails” Apex., posted date Oct. 17, 2019 [online], [retrieved on May 20, 2021]. Retrieved from the Internet <URL: https://www.amazon.com/Apex-TBSR-60-Steel-Truck-Rails/dp/B07Z8FV6F7/ref=sr_1_5?dchild=1&keywords=side+rail+for+a+truck&qid=1621542777&sr=8-5> (Year: 2017).*

* cited by examiner

Primary Examiner — Darlington Ly

Assistant Examiner — Nasim Abdulaziz Ali

(74) *Attorney, Agent, or Firm* — Studebaker & Brackett PC

(57) **CLAIM**

The ornamental design for a side rail for a vehicle lid, as shown and described.

DESCRIPTION

FIG. 1 is a perspective view of a side rail for a vehicle lid embodying my new design,

FIG. 2 is a top plan view thereof,

FIG. 3 is a front elevation view thereof,

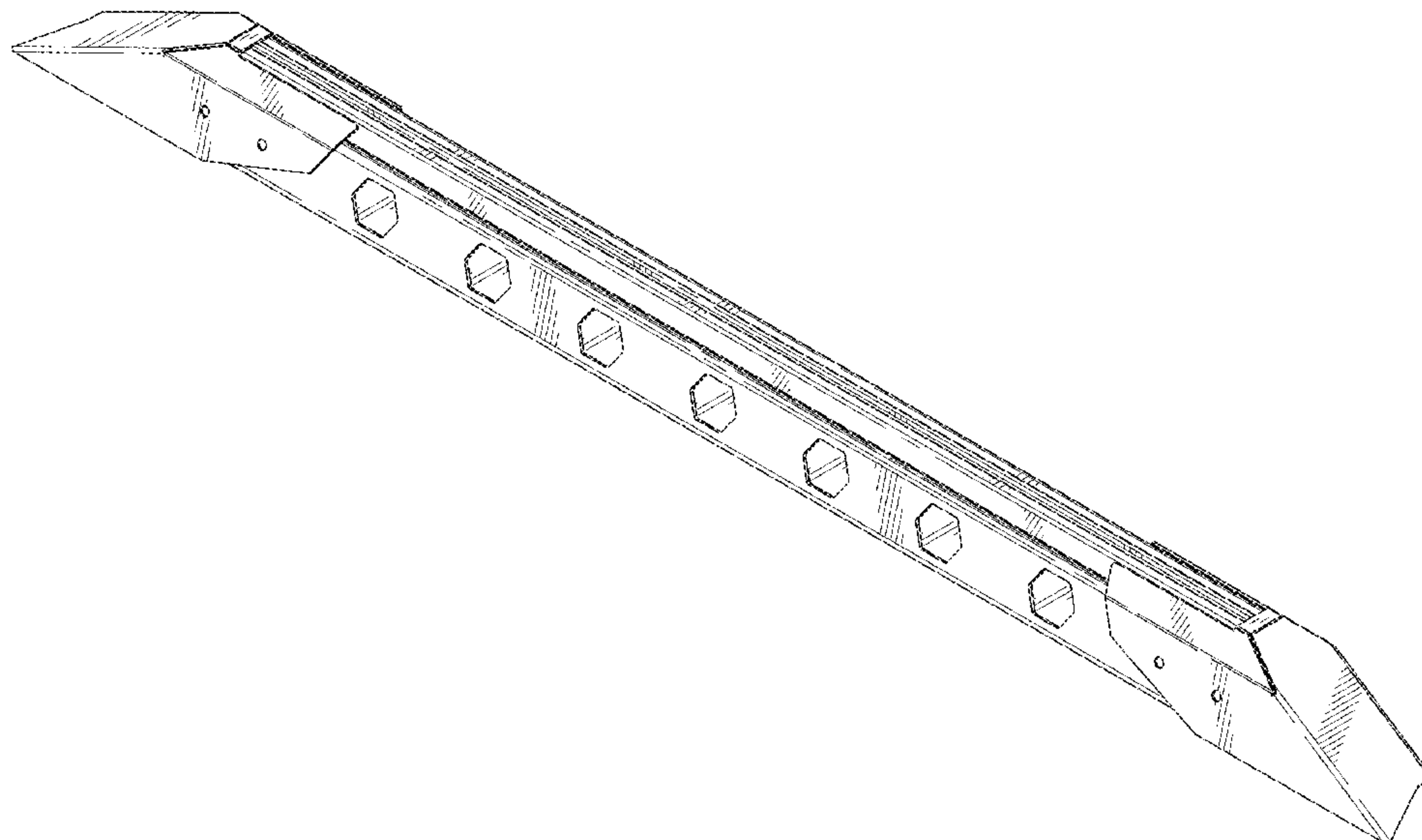
FIG. 4 is a rear elevation view thereof,

FIG. 5 is a right side elevation view thereof; and,

FIG. 6 is a left side elevation view thereof.

The broken lines in the drawings illustrate portions of the side rail for a vehicle lid that form no part of the claimed design.

1 Claim, 6 Drawing Sheets



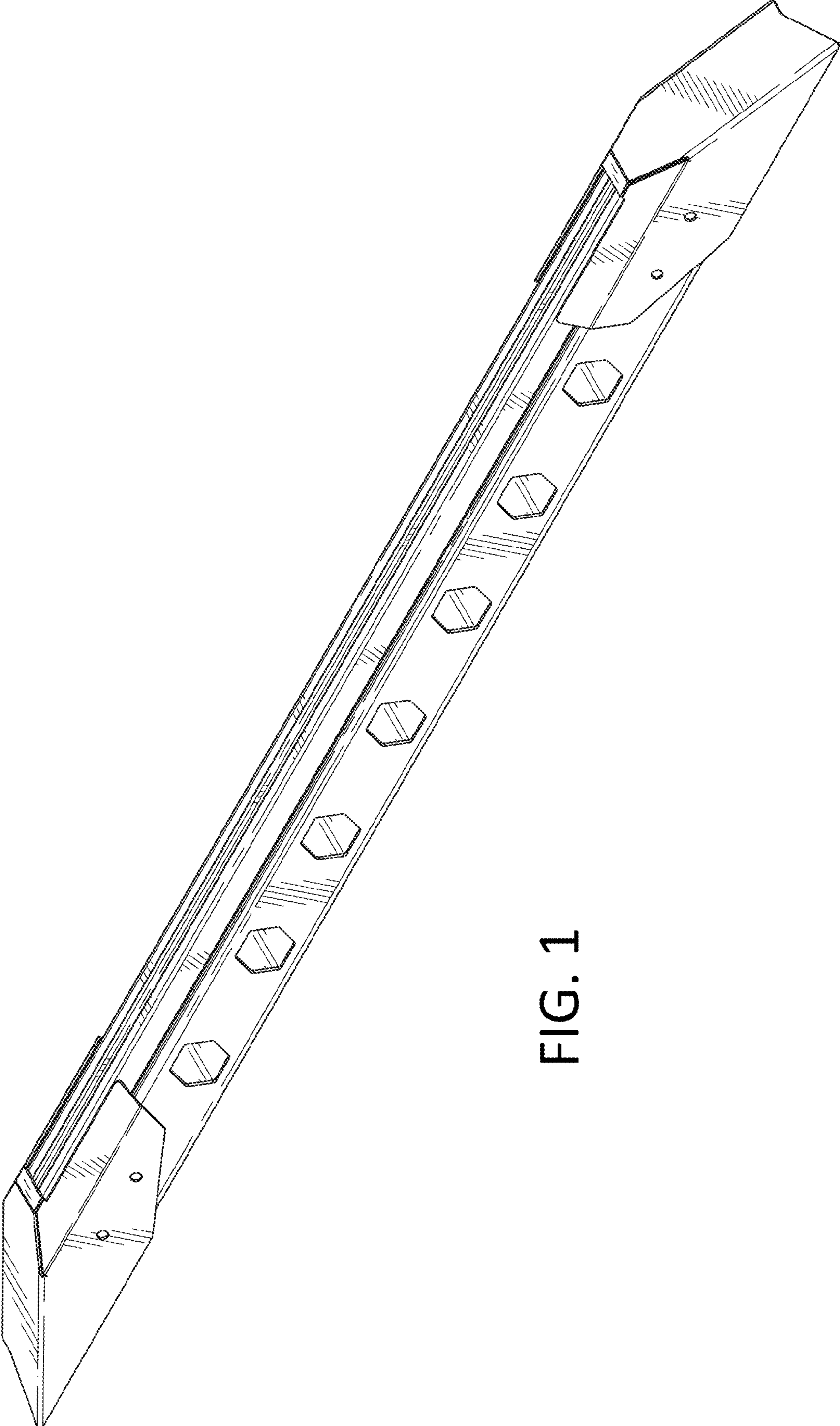


FIG. 1

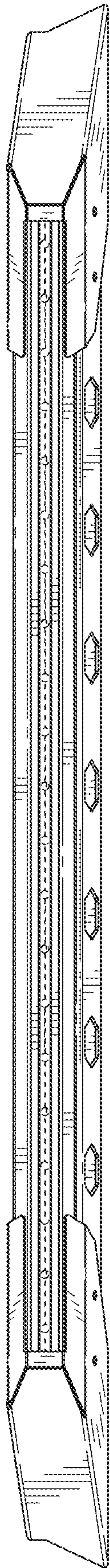


FIG. 2

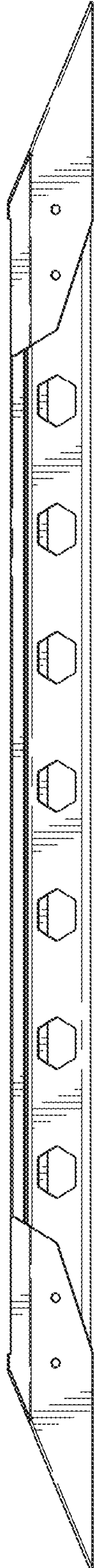


FIG. 3

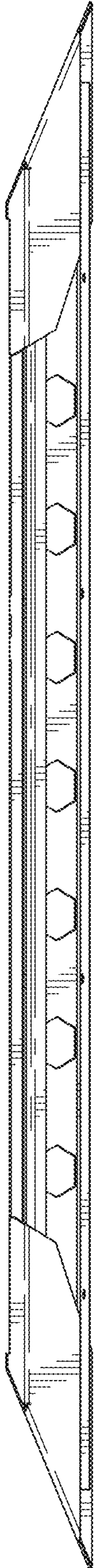


FIG. 4

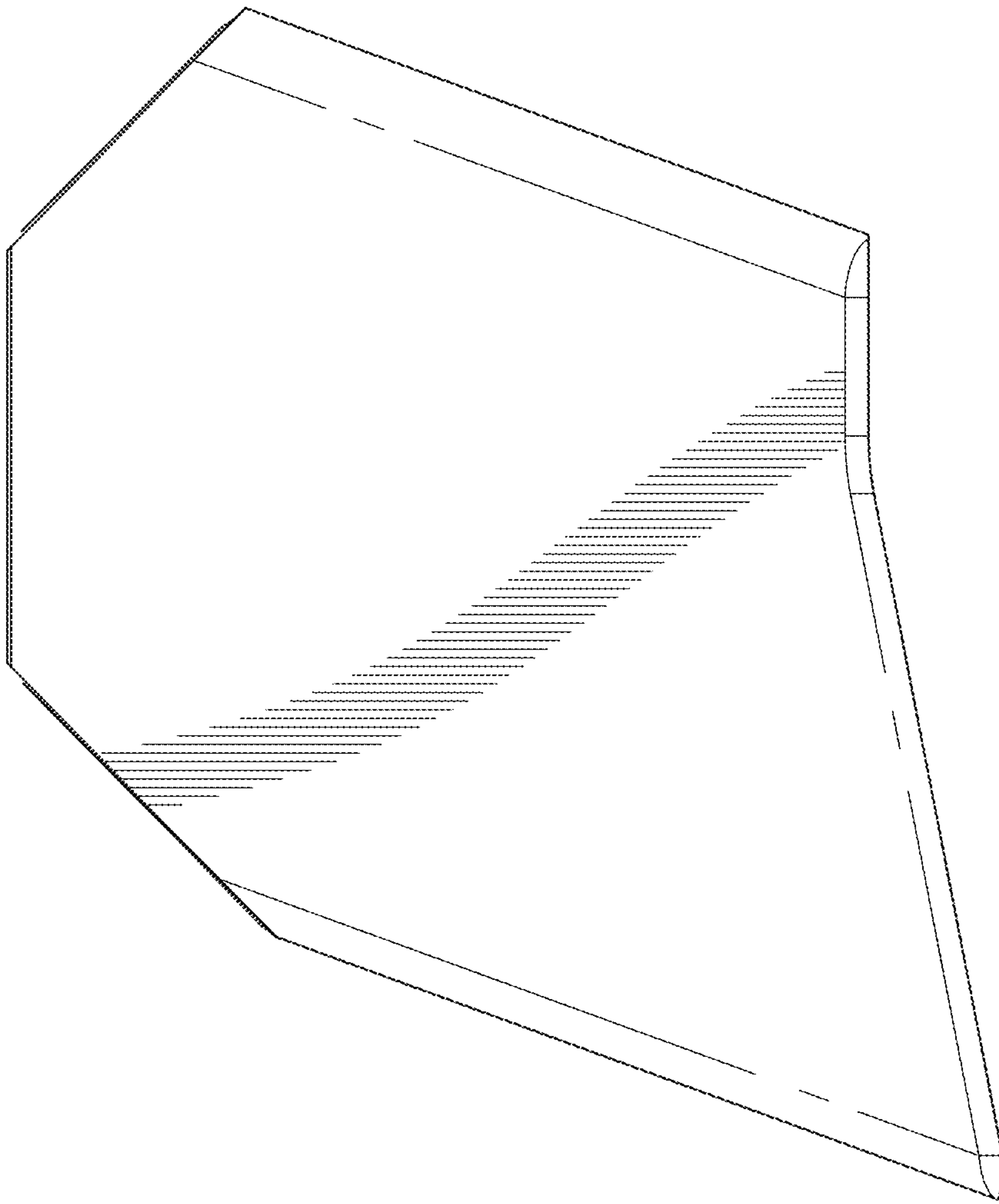


FIG. 5

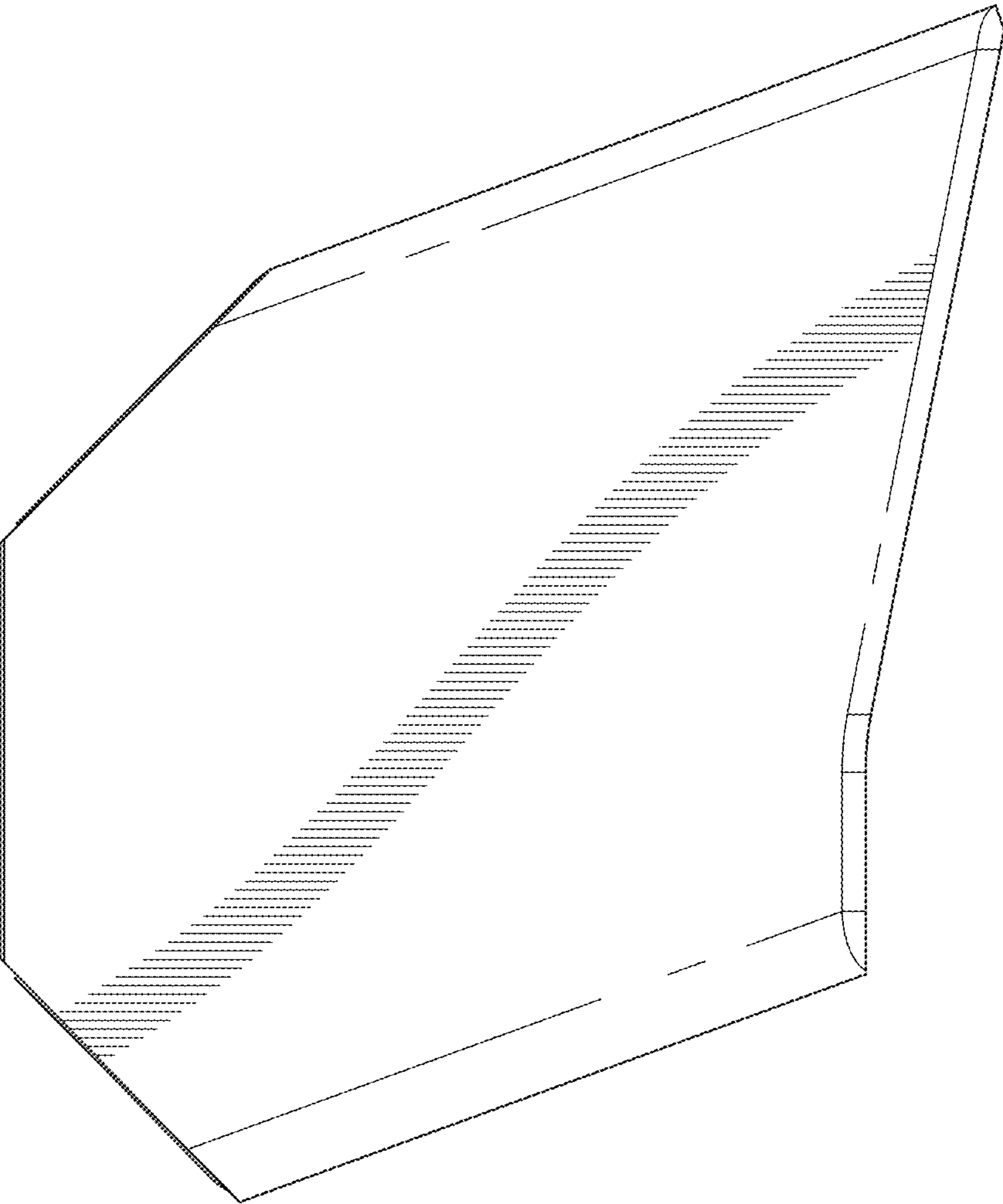


FIG. 6