



US00D941198S

(12) **United States Design Patent**
Kaoud et al.

(10) **Patent No.:** **US D941,198 S**

(45) **Date of Patent:** **** Jan. 18, 2022**

(54) **VEHICLE FRONT UPPER GRILLE**

D922,267 S *	6/2021	Kaoud	D12/163
D922,270 S *	6/2021	Kaoud	D12/163
D922,271 S *	6/2021	Hamilton	D12/163
D929,273 S *	8/2021	Piaskowski	D12/163
D929,275 S *	8/2021	Hamilton	D12/163

(71) Applicant: **Ford Global Technologies, LLC**,
Dearborn, MI (US)

(72) Inventors: **Ehab N. Kaoud**, Livonia, MI (US);
Sean W. Tant, Livonia, MI (US);
Jiacheng Liu, Dearborn, MI (US)

* cited by examiner

Primary Examiner — Melody N Brown

(74) *Attorney, Agent, or Firm* — Michael Spenner

(73) Assignee: **Ford Global Technologies, LLC**,
Dearborn, MI (US)

(**) Term: **15 Years**

(57) **CLAIM**

(21) Appl. No.: **29/762,589**

The ornamental design for a vehicle front upper grille, as shown and described.

(22) Filed: **Dec. 17, 2020**

(51) **LOC (13) Cl.** **12-16**

(52) **U.S. Cl.**
USPC **D12/163**

(58) **Field of Classification Search**
USPC D12/169, 196, 86, 90-92, 163, 190, 98,
D12/164; 293/102, 113, 115, 117, 120,
293/193.11; 296/180.1, 180.2; 180/68.1,
180/68.6

CPC B60R 19/52; B60K 11/08; B62D 25/08;
B62B 9/16

See application file for complete search history.

DESCRIPTION

FIG. 1 is a front elevational view of a vehicle front upper grille, showing our new design;
FIG. 2 is a left side elevational view thereof;
FIG. 3 is a right side elevational view thereof;
FIG. 4 is a top plan view thereof;
FIG. 5 is a bottom plan view thereof;
FIG. 6 is a top, front and left side perspective view thereof;
and,
FIG. 7 is a bottom, front and left side perspective view thereof.

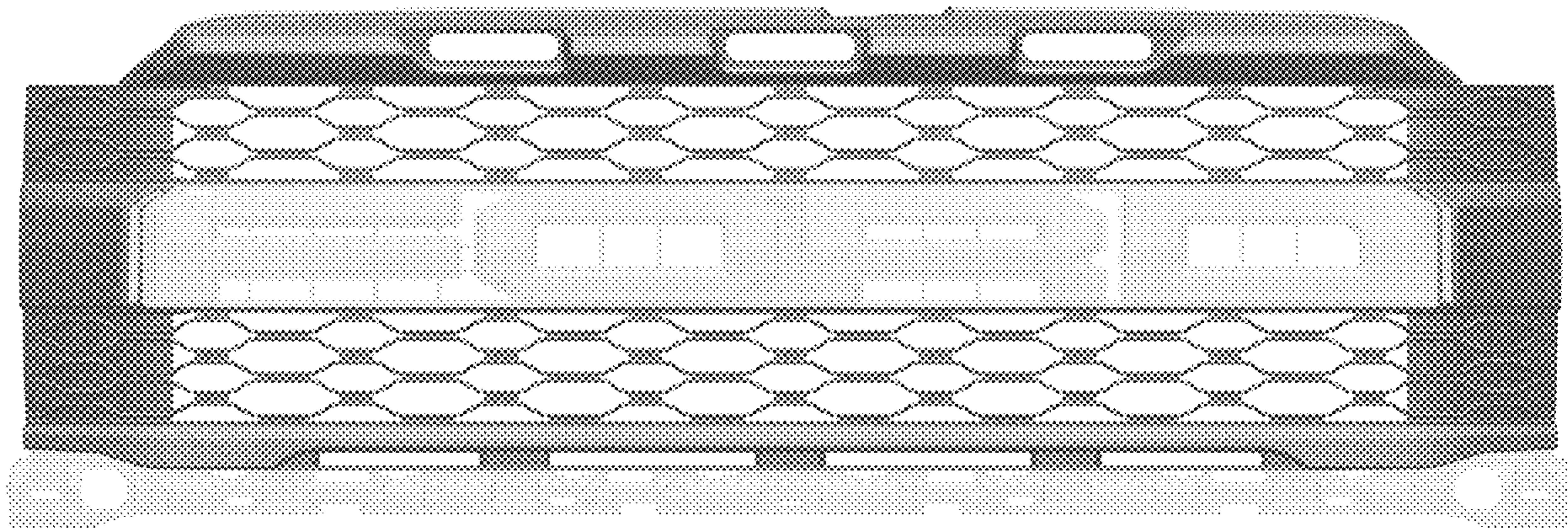
The claimed design is indicated by the relatively dark portions in the figures. The de-emphasized and relatively light portions form no part of the claimed design.

(56) **References Cited**

U.S. PATENT DOCUMENTS

D764,980 S *	8/2016	Platto	D12/98
D769,160 S	10/2016	Platto et al.	

1 Claim, 7 Drawing Sheets



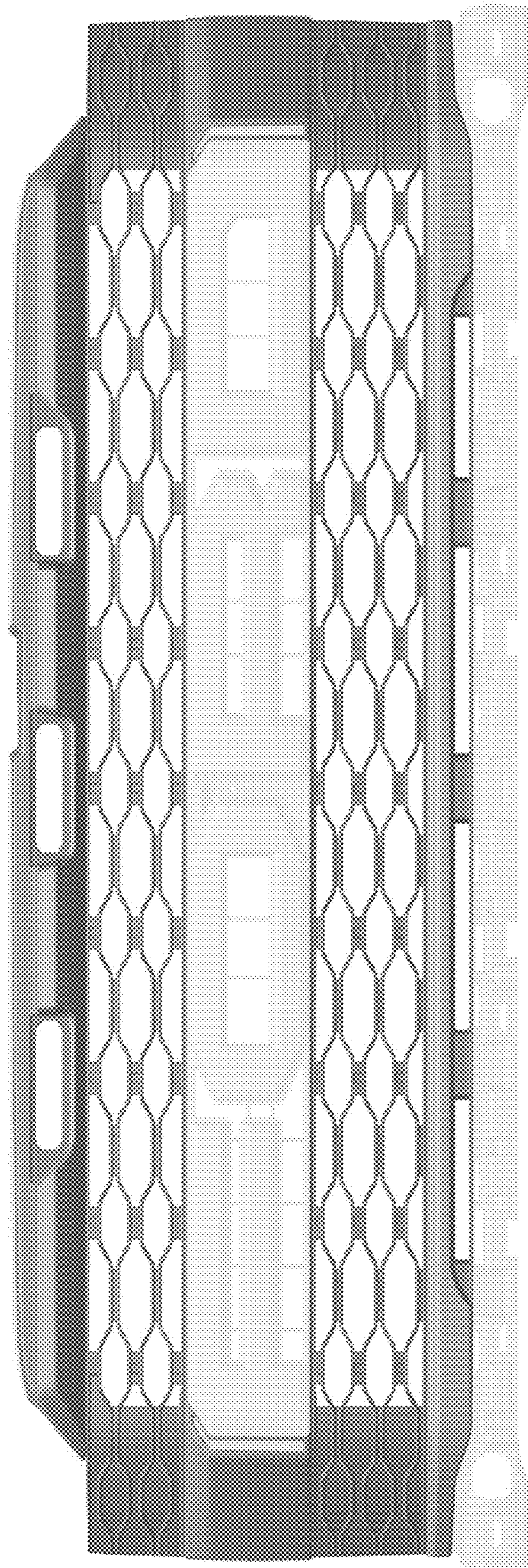


Fig.1

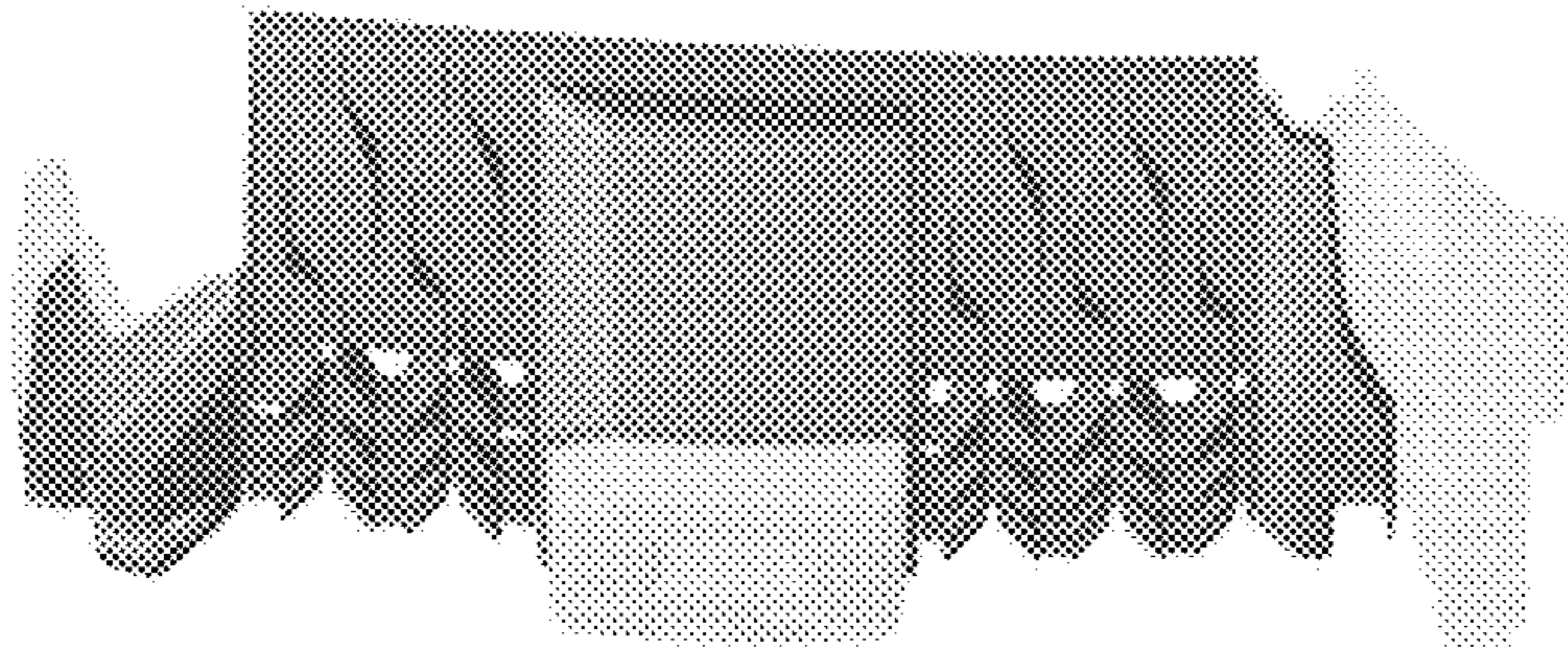


Fig. 2




Fig. 3




Fig.4

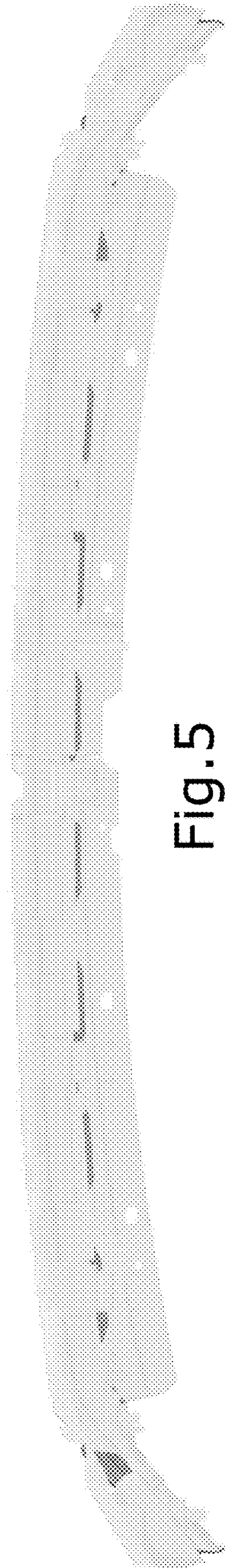


Fig. 5

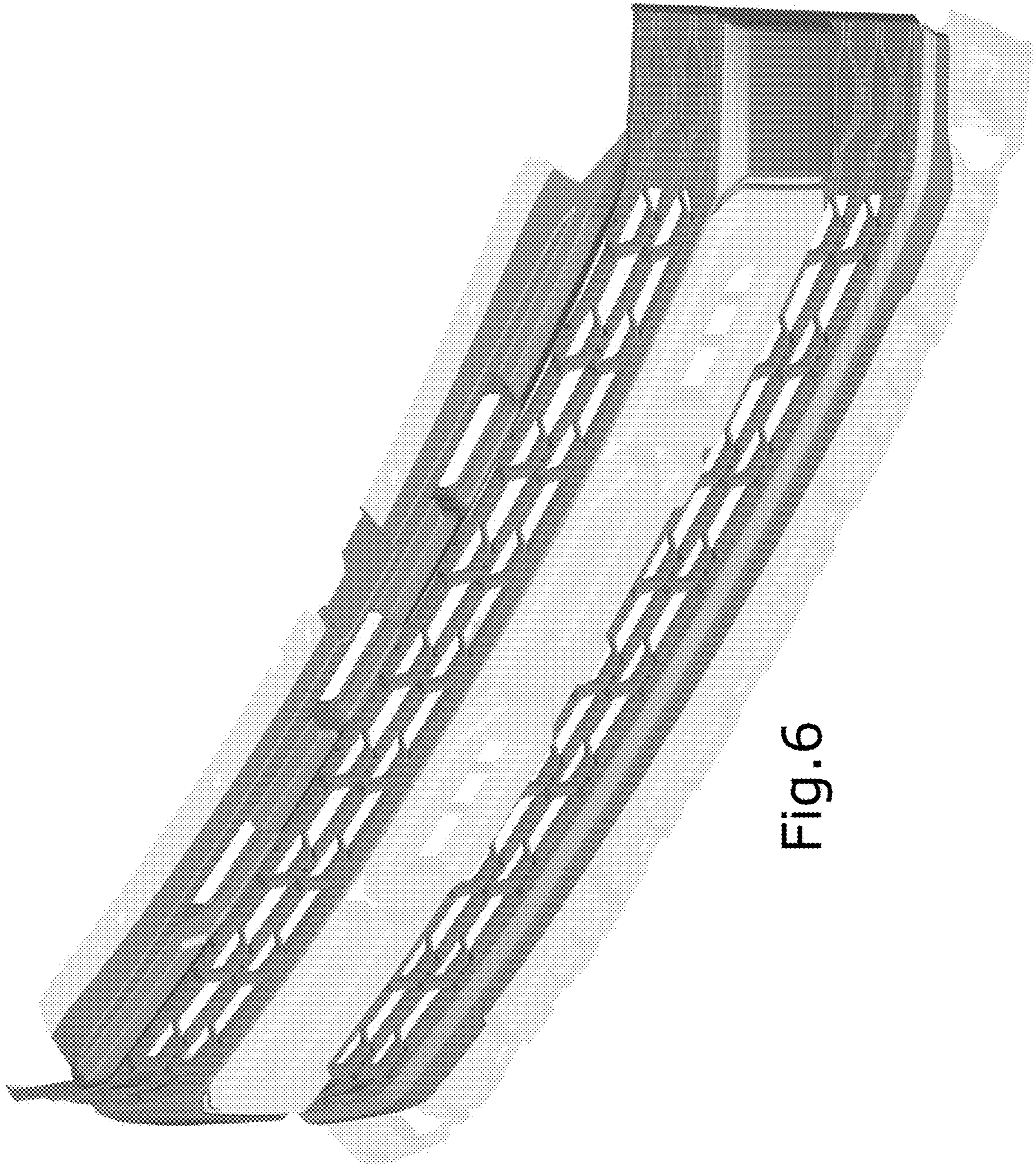


Fig.6

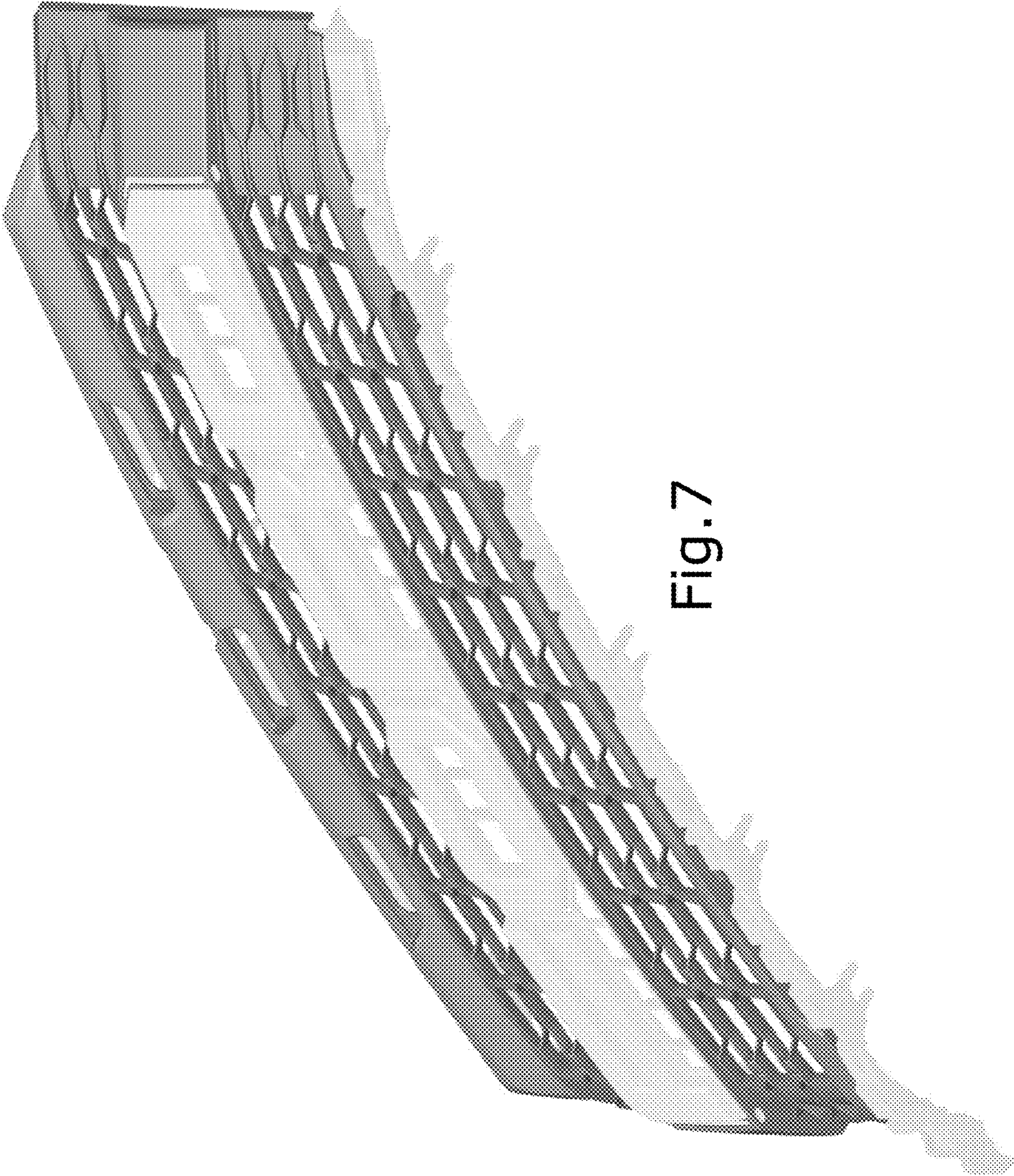


Fig. 7