



US00D941136S

(12) **United States Design Patent** (10) **Patent No.:** **US D941,136 S**
De Buhr et al. (45) **Date of Patent:** **** Jan. 18, 2022**

(54) **BLISTER PACKAGE**

(71) Applicant: **The Gillette Company LLC**, Boston, MA (US)

(72) Inventors: **Harald De Buhr**, Frankfurt (DE); **Oliver Horst Heilmann**, Schwalbach am Taunus (DE); **Eric Latza**, Schwalbach (DE); **Erwin Mark**, Eschborn (DE); **Martin Marotti**, Carmel, IN (US); **Christian Stief**, Frankfurt (DE); **Craig Wilburn**, West Chester, OH (US)

(73) Assignee: **The Gillette Company LLC**, Boston, MA (US)

(**) Term: **15 Years**

(21) Appl. No.: **29/754,795**

(22) Filed: **Oct. 14, 2020**

Related U.S. Application Data

(63) Continuation of application No. 29/553,654, filed on Feb. 3, 2016, now Pat. No. Des. 904,868.

(30) **Foreign Application Priority Data**

Aug. 3, 2015 (WO) 912112401

(51) **LOC (13) Cl.** **09-03**

(52) **U.S. Cl.**
USPC **D9/415**

(58) **Field of Classification Search**
USPC D9/414, 415, 420, 422, 424, 425, 428, D9/429, 433

CPC B65D 75/36; B65D 75/367
See application file for complete search history.

(56) **References Cited**

U.S. PATENT DOCUMENTS

1,446,741	A *	2/1923	Faber	G09F 5/04 206/486
2,713,940	A *	7/1955	Johnt	B65D 81/133 206/362
3,074,540	A *	1/1963	Beich	B65D 75/527 206/366
3,325,000	A *	6/1967	Edwards	B65D 75/367 206/256

(Continued)

OTHER PUBLICATIONS

All Office Actions, U.S. Appl. No. 29/754,791.
All Office Actions, U.S. Appl. No. 29/553,654.
U.S. Appl. No. 29/754,791, filed Oct. 14, 2020, Harald De Buhr.

Primary Examiner — Lauren R Calve
(74) *Attorney, Agent, or Firm* — Vladimir Vitenberg

(57) **CLAIM**

The ornamental design for a blister package, as shown and described.

DESCRIPTION

The patent or application file contains at least one drawing executed in color. Copies of this patent or patent application publication with color drawing(s) will be provided by the Office upon request and payment of the necessary fee.

FIG. 1 is a perspective view of a blister package;

FIG. 2 is a front view thereof;

FIG. 3 is a rear view thereof;

FIG. 4 is a left side view thereof;

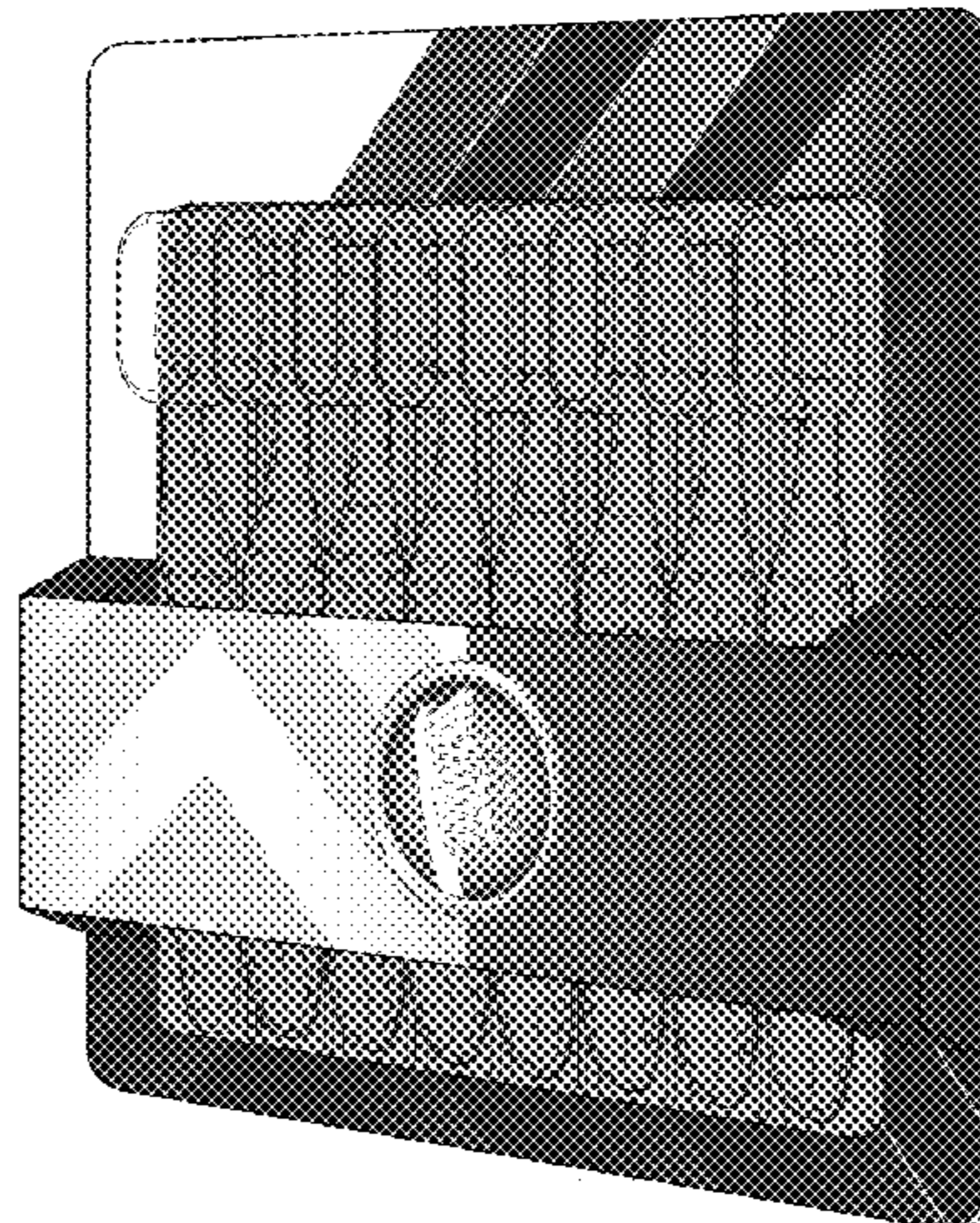
FIG. 5 is a right side view thereof;

FIG. 6 is a top plan view thereof; and,

FIG. 7 is a bottom view thereof.

The broken lines are used in the color drawings to designate environmental structure or parts that form no part of the claim.

1 Claim, 5 Drawing Sheets
(5 of 5 Drawing Sheet(s) Filed in Color)



(56)

References Cited

U.S. PATENT DOCUMENTS

3,339,713 A * 9/1967 Landau B65D 75/36
206/1.9
3,529,718 A * 9/1970 Zaremski B65D 85/08
206/469
3,812,963 A * 5/1974 Zahuranec B65D 75/366
206/468
RE31,571 E * 5/1984 Mann B65D 75/66
206/443
4,496,047 A * 1/1985 Gatley B65D 73/0042
206/208
D290,584 S * 6/1987 Lotterer D9/415
D294,465 S * 3/1988 Hill D9/415
D295,833 S * 5/1988 Roth D9/415
D306,404 S * 3/1990 Hill D9/415
D365,984 S * 1/1996 Hofmann D9/415

D434,647 S * 12/2000 Appelbaum D9/415
D626,855 S * 11/2010 Chiang D9/624
9,155,601 B2 * 10/2015 Le A61C 19/02
D761,664 S * 7/2016 Rodriguez D9/732
D798,733 S * 10/2017 Bourget D9/643
D882,391 S * 4/2020 De Buhr D9/415
D904,868 S * 12/2020 De Buhr D9/415
2003/0116459 A1 * 6/2003 Sarkar B65D 75/367
206/362.1
2004/0182733 A1 * 9/2004 Dunlap A46B 15/0091
206/459.1
2010/0300927 A1 * 12/2010 Ouimette H02J 7/0042
206/702
2014/0166515 A1 * 6/2014 Nguyen B65D 75/5833
206/368
2017/0190490 A1 * 7/2017 Mark B65D 73/0092
2017/0233156 A1 * 8/2017 Shukla B65D 75/367
206/469

* cited by examiner

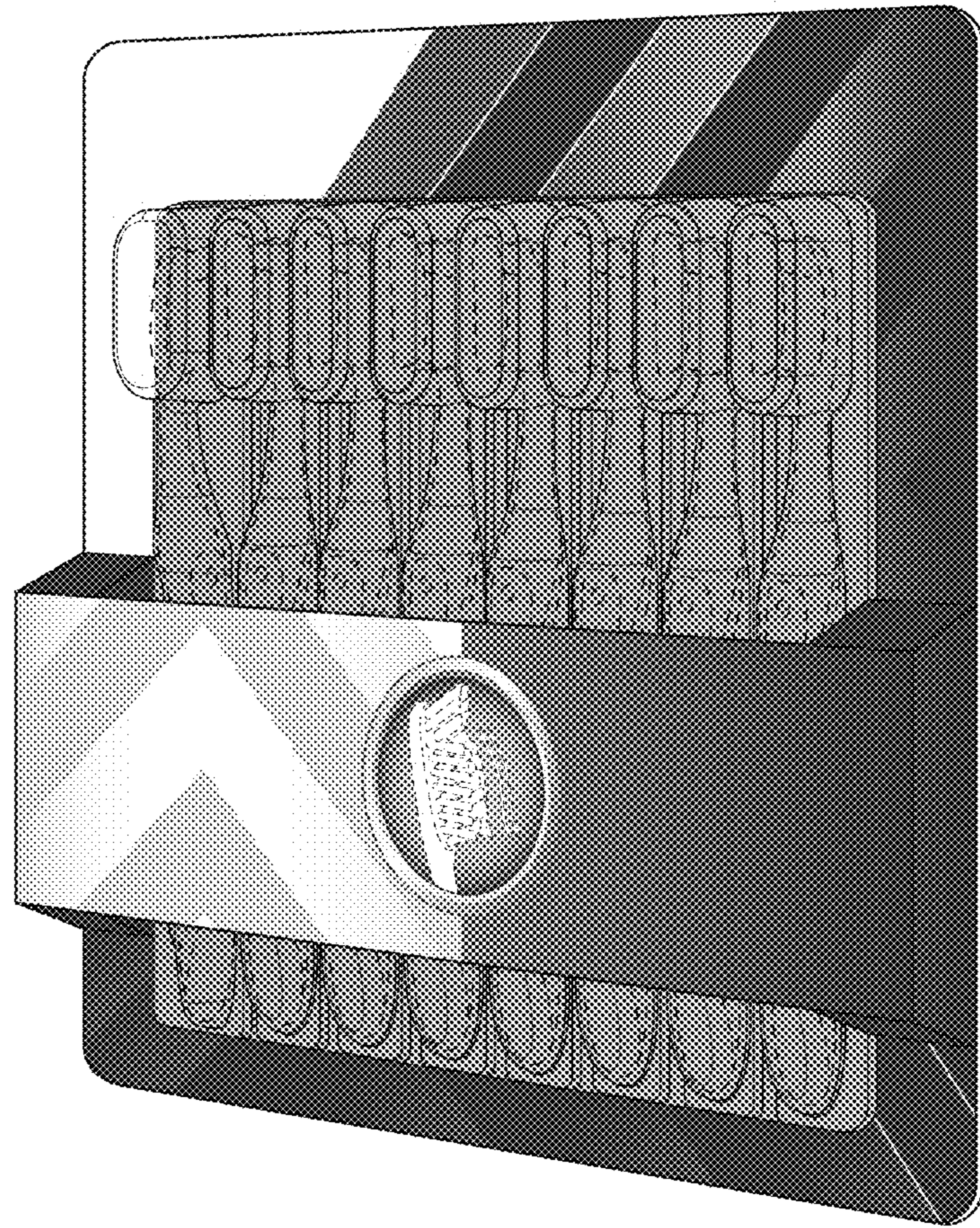


FIG. 1




FIG. 2




FIG. 3

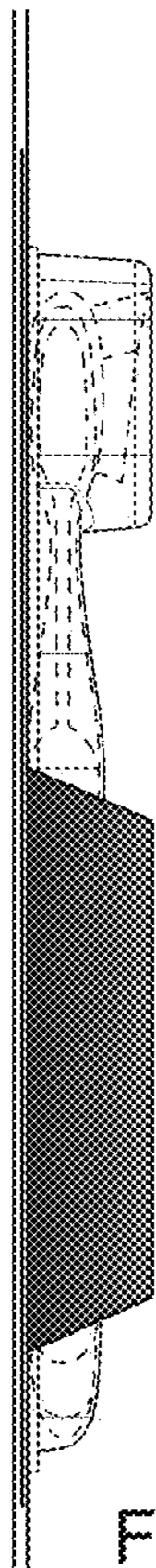


FIG. 4

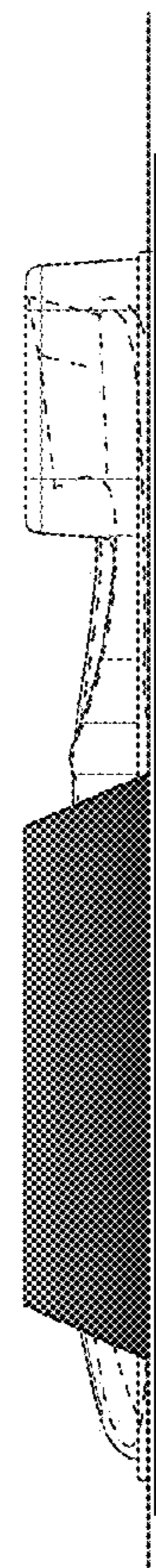


FIG. 5



FIG. 6



FIG. 7