



US00D941135S

(12) **United States Design Patent** (10) **Patent No.:** **US D941,135 S**
De Buhr et al. (45) **Date of Patent:** **** *Jan. 18, 2022**

(54) **BLISTER PACKAGE**

- (71) Applicant: **The Gillette Company LLC**, Boston, MA (US)
- (72) Inventors: **Harald De Buhr**, Frankfurt (DE); **Oliver Horst Heilmann**, Schwalbach am Taunus (DE); **Eric Latza**, Schwalbach (DE); **Erwin Mark**, Eschborn (DE); **Martin Marotti**, Carmel, IN (US); **Christian Stief**, Frankfurt (DE); **Craig Wilburn**, West Chester, OH (US)
- (73) Assignee: **The Gillette Company LLC**, Boston, MA (US)

- (*) Notice: This patent is subject to a terminal disclaimer.
- (**) Term: **15 Years**
- (21) Appl. No.: **29/754,791**
- (22) Filed: **Oct. 14, 2020**

Related U.S. Application Data

- (63) Continuation of application No. 29/553,654, filed on Feb. 3, 2016, now Pat. No. Des. 904,868.

(30) **Foreign Application Priority Data**

- Aug. 3, 2015 (WO) 912112401
- (51) **LOC (13) Cl.** **09-03**
- (52) **U.S. Cl.**
USPC **D9/415**
- (58) **Field of Classification Search**
USPC D9/414, 415, 420, 422, 424, 425, 428, D9/429, 433
CPC B65D 75/36; B65D 75/367
See application file for complete search history.

(56) **References Cited**

U.S. PATENT DOCUMENTS

1,446,741	A *	2/1923	Faber	G09F 5/04 206/486
2,713,940	A *	7/1955	Putnam	B65D 81/133 206/362
3,074,540	A *	1/1963	Beich	B65D 75/527 206/366
3,325,000	A *	6/1967	Edwards	B65D 75/367 206/256
3,339,713	A *	9/1967	Landau	B65D 75/36 206/1.9
3,529,718	A *	9/1970	Zaremski	B65D 85/08 206/469

(Continued)

OTHER PUBLICATIONS

All Office Actions, U.S. Appl. No. 29/754,795.
 All Office Actions, U.S. Appl. No. 29/553,654.
 U.S. Appl. No. 29/754,795, filed Oct. 14, 2020, Harald De Buhr.

Primary Examiner — Lauren R Calve
 (74) *Attorney, Agent, or Firm* — Vladimir Vitenberg

(57) **CLAIM**

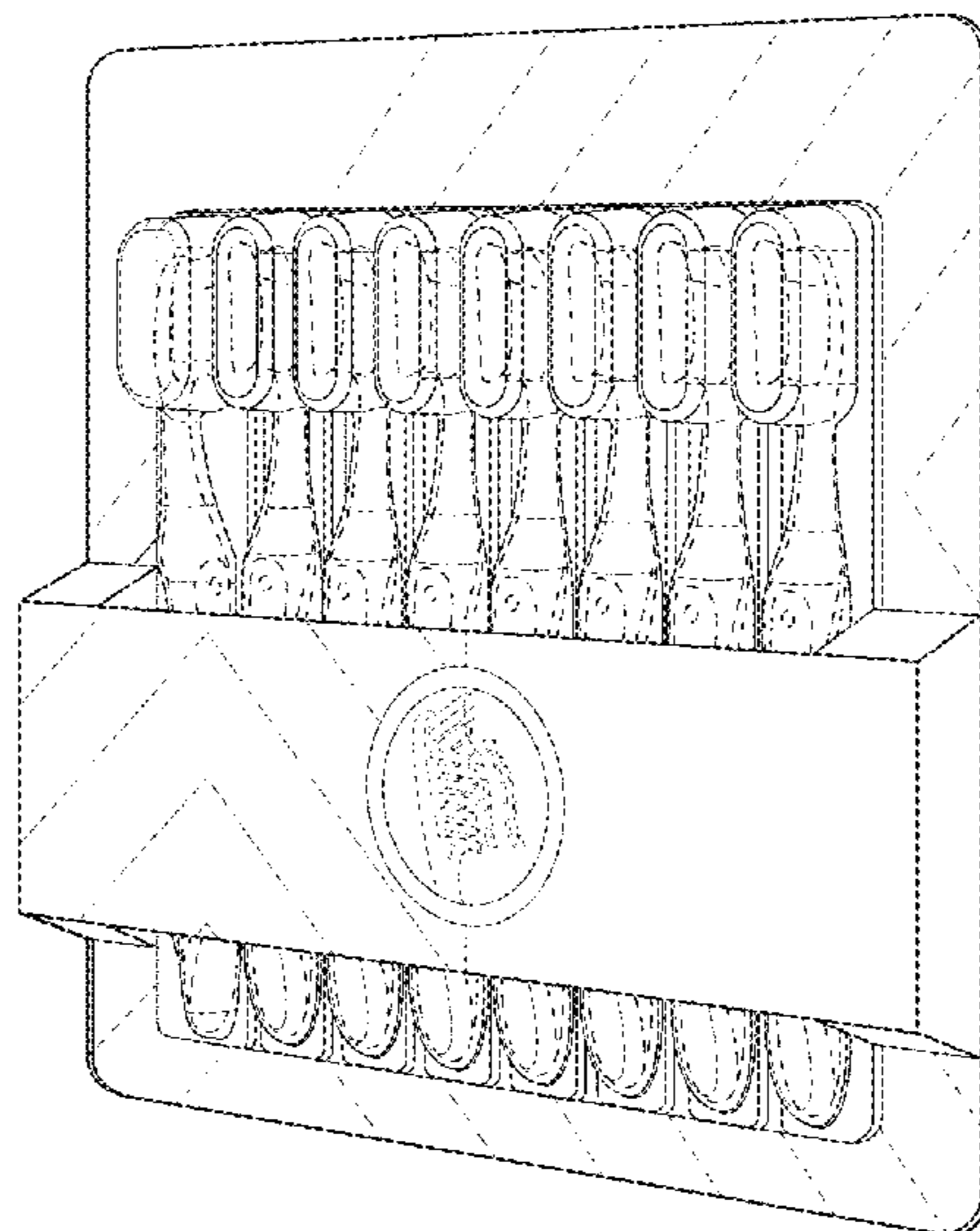
The ornamental design for a blister package, as shown and described.

DESCRIPTION

FIG. 1 is a perspective view of a blister package;
 FIG. 2 is a front view thereof;
 FIG. 3 is a rear view thereof;
 FIG. 4 is a left side view thereof;
 FIG. 5 is a right side view thereof;
 FIG. 6 is a top plan view thereof; and,
 FIG. 7 is a bottom view thereof.

The broken lines are used in the drawings to designate environmental structure or parts that form no part of the claim.

1 Claim, 5 Drawing Sheets



(56)

References Cited

U.S. PATENT DOCUMENTS

3,812,963 A * 5/1974 Zahuranec B65D 75/366
206/468
RE31,571 E * 5/1984 Mann B65D 75/66
206/443
4,496,047 A * 1/1985 Gatley B65D 73/0042
206/208
D290,584 S * 6/1987 Lotterer D9/415
D294,465 S * 3/1988 Hill D9/415
D295,833 S * 5/1988 Roth D9/415
D306,404 S * 3/1990 Hill D9/415
D365,984 S * 1/1996 Hofmann D9/415
D434,647 S * 12/2000 Appelbaum D9/415
D626,855 S * 11/2010 Chiang D9/624
9,155,601 B2 * 10/2015 Le A61C 19/02
D761,664 S * 7/2016 Rodriguez D9/732
D798,733 S * 10/2017 Bourget D9/643
D882,391 S * 4/2020 De Buhr D9/415
D904,868 S * 12/2020 De Buhr D9/415
2003/0116459 A1 * 6/2003 Sarkar B65D 75/367
206/362.1
2004/0182733 A1 * 9/2004 Dunlap A46B 15/0091
206/459.1
2010/0300927 A1 * 12/2010 Ouimette H02J 7/0042
206/702
2014/0166515 A1 * 6/2014 Nguyen B65D 75/5833
206/368
2017/0190490 A1 * 7/2017 Mark B65D 73/0092
2017/0233156 A1 * 8/2017 Shukla B65D 75/367
206/469

* cited by examiner

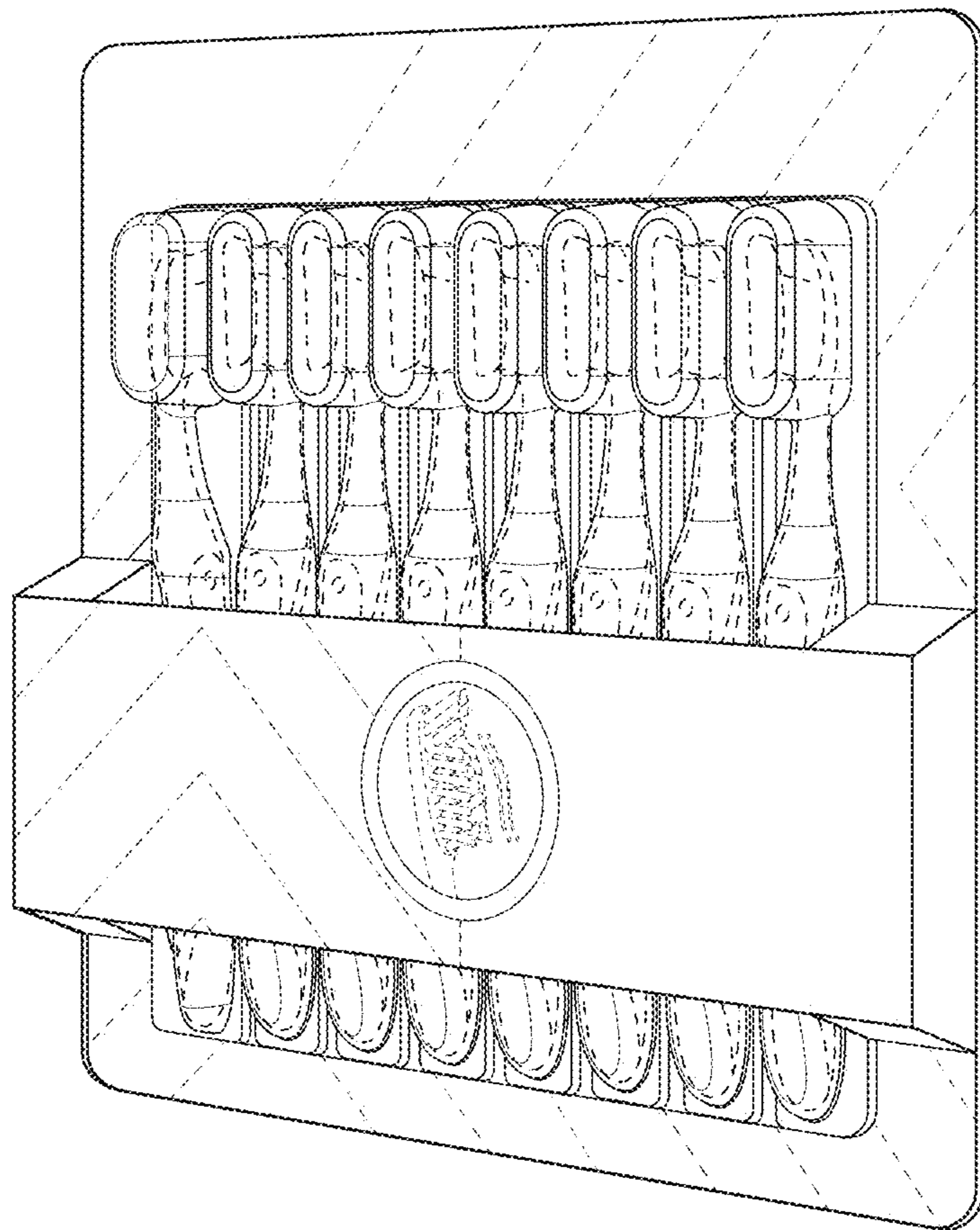


FIG. 1

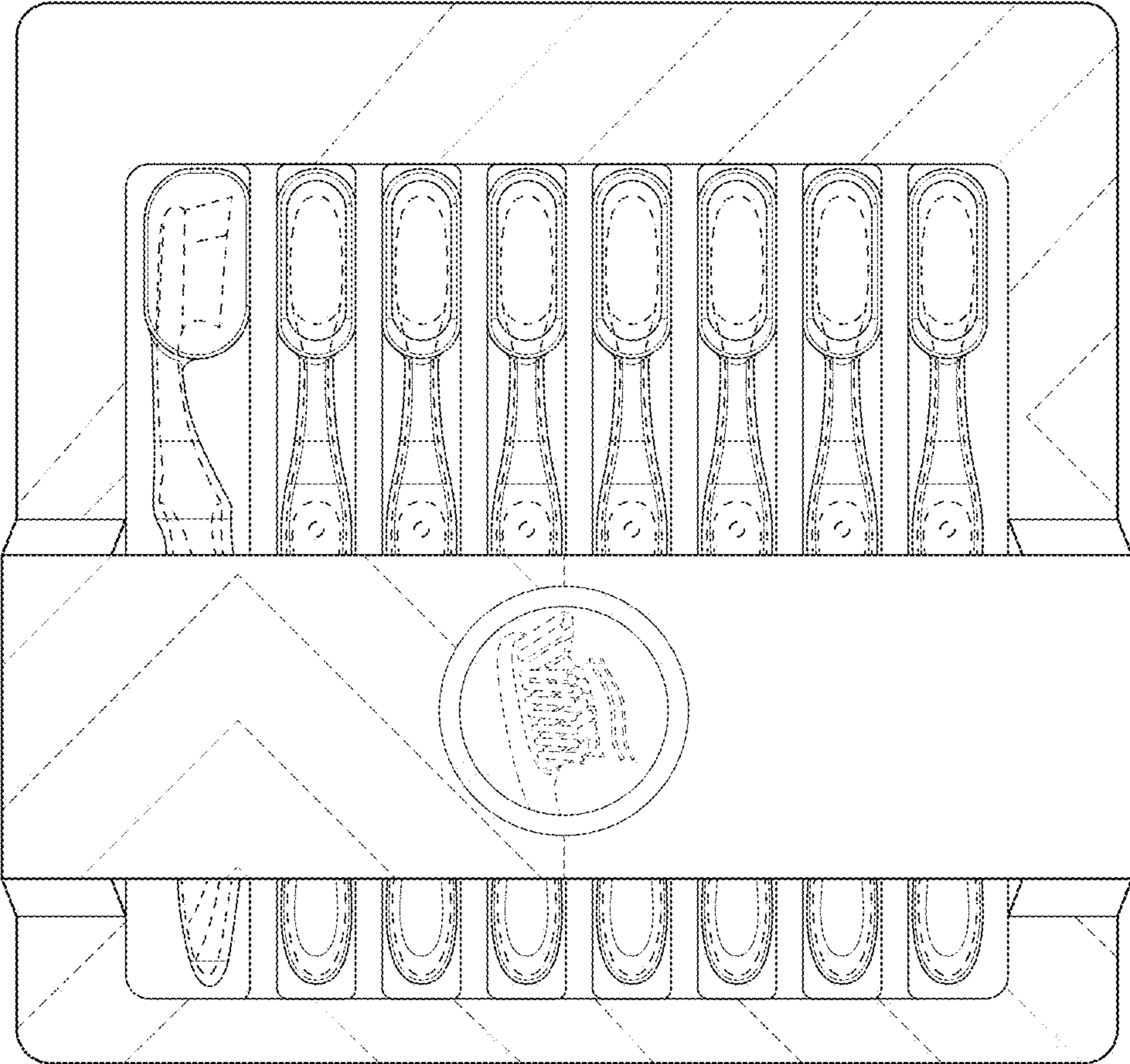


FIG. 2




FIG. 3



FIG. 4

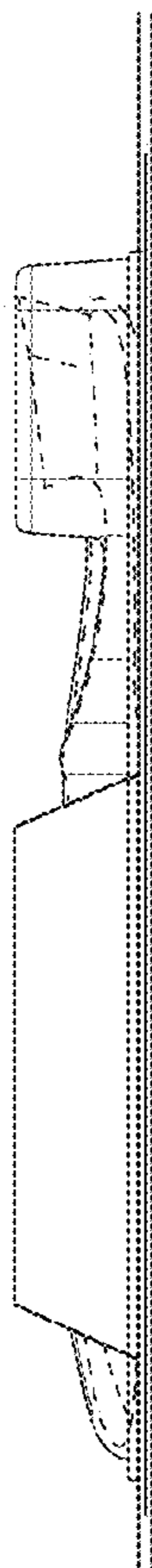


FIG. 5



FIG. 6



FIG. 7