



US00D941126S

(12) **United States Design Patent** (10) **Patent No.:** **US D941,126 S**
Thompson et al. (45) **Date of Patent:** **** Jan. 18, 2022**

(54) **HOOK**
(71) Applicant: **3M INNOVATIVE PROPERTIES COMPANY**, St. Paul, MN (US)
(72) Inventors: **Craig D. Thompson**, Inver Grove Heights, MN (US); **Angela L. Pan**, Arden Hills, MN (US); **Judd D. Olson**, Deephaven, MN (US)
(73) Assignee: **3M INNOVATIVE PROPERTIES COMPANY**, St. Paul, MN (US)

D590,577 S * 4/2009 Bruno D2/853
D600,536 S * 9/2009 Hager D8/367
D631,334 S * 1/2011 Goodman D8/367
D642,897 S * 8/2011 Berkowitz D8/367
D659,519 S * 5/2012 Berkowitz D8/367
D669,768 S * 10/2012 Tawil D8/372
D766,759 S * 9/2016 Lenz D10/74
D812,453 S * 3/2018 Berger D8/367
D818,353 S * 5/2018 Sacks D8/367
D818,804 S * 5/2018 Moore D8/367
D832,685 S * 11/2018 Wei D8/367
D842,083 S * 3/2019 Thompson D8/367

(Continued)

(**) Term: **15 Years**

FOREIGN PATENT DOCUMENTS

(21) Appl. No.: **29/705,302**

CN 3513215 3/2006
DM 069 063 7/2007
DM 096 000 5/2017

(22) Filed: **Sep. 11, 2019**

(51) **LOC (13) Cl.** **08-05**

(52) **U.S. Cl.**
USPC **D8/367**

(58) **Field of Classification Search**
USPC D8/367, 354, 349, 373; D6/323; 248/301-304, 339
CPC ... A47G 1/00; A47G 1/22; A47G 1/17; A47G 25/00
See application file for complete search history.

OTHER PUBLICATIONS

Spectrum Diversified 78071 Adhesive Round Hooks, Brushed Nickel, [retrieved from the internet Sep. 24, 2020], <<https://www.amazon.com/Spectrum-Diversified-Wall-Hook-Set-of/dp/B0028TVT92>>.

Primary Examiner — Cynthia R Underwood

(74) *Attorney, Agent, or Firm* — 3M IPC

(56) **References Cited**

(57) **CLAIM**

The ornamental design for a hook, as shown and described.

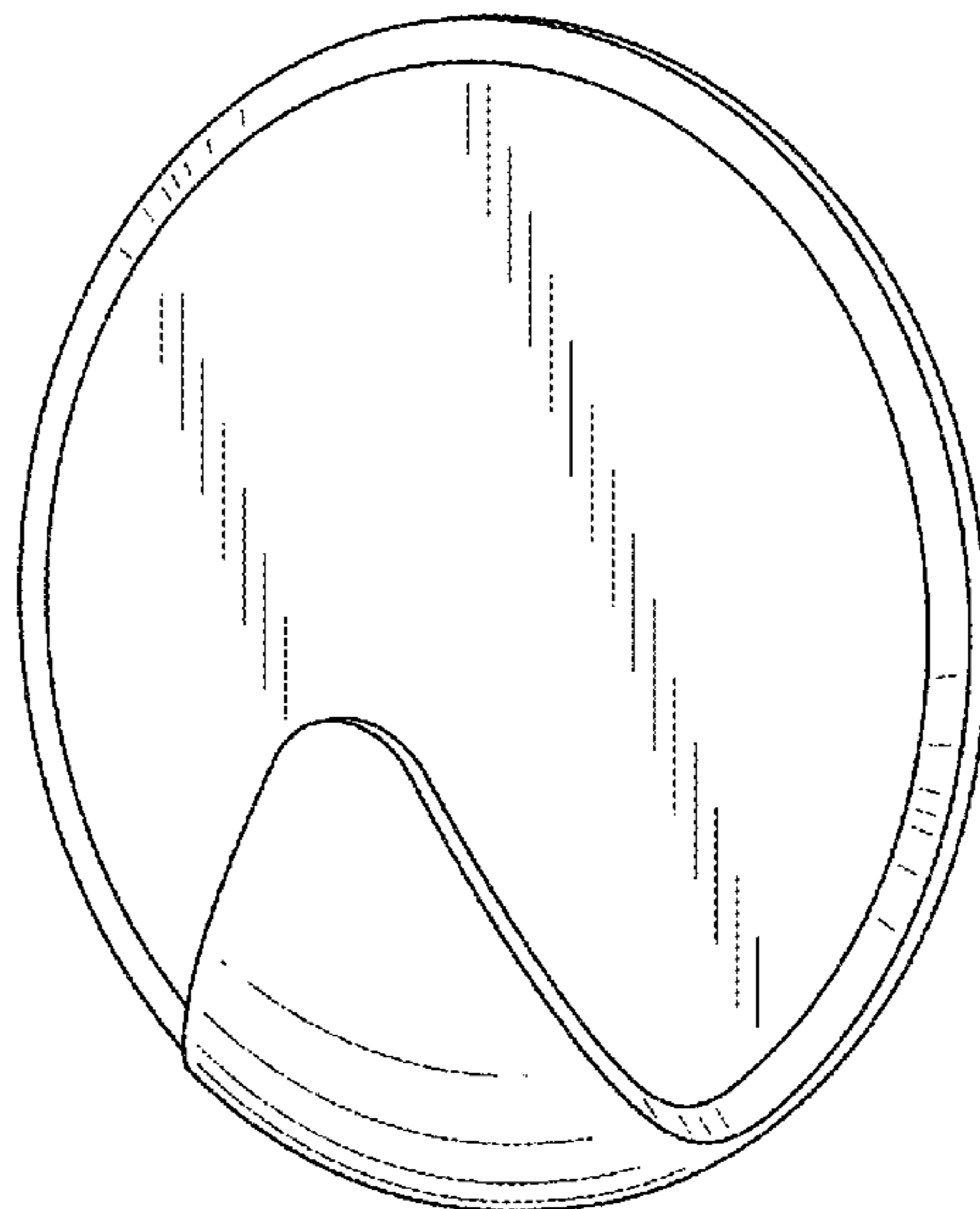
U.S. PATENT DOCUMENTS

1,560,029 A * 11/1925 Erickson F16B 47/003 248/467
2,679,998 A * 6/1954 Keller F16B 47/003 248/205.3
D424,351 S * 5/2000 Hill D6/546
6,081,975 A * 7/2000 Norrby F16B 45/00 24/265 H
D436,517 S * 1/2001 Barry D8/354
D473,454 S * 4/2003 Goodman D8/370
D477,526 S * 7/2003 Goodman D8/370
D480,625 S * 10/2003 Snell D8/367
D531,487 S * 11/2006 Dretzka D8/367

DESCRIPTION

FIG. 1 is a perspective view showing a new design for a hook;
FIG. 2 is a front view thereof;
FIG. 3 is a right side view thereof, a left side view being a mirror image thereof;
FIG. 4 is a rear view thereof;
FIG. 5 is a top view thereof; and,
FIG. 6 is a bottom view thereof.

1 Claim, 2 Drawing Sheets



(56)

References Cited

U.S. PATENT DOCUMENTS

D864,700 S * 10/2019 Chen D8/367
D880,990 S * 4/2020 Liu D8/367
2003/0189147 A1* 10/2003 Immerman A47G 1/17
248/304

* cited by examiner

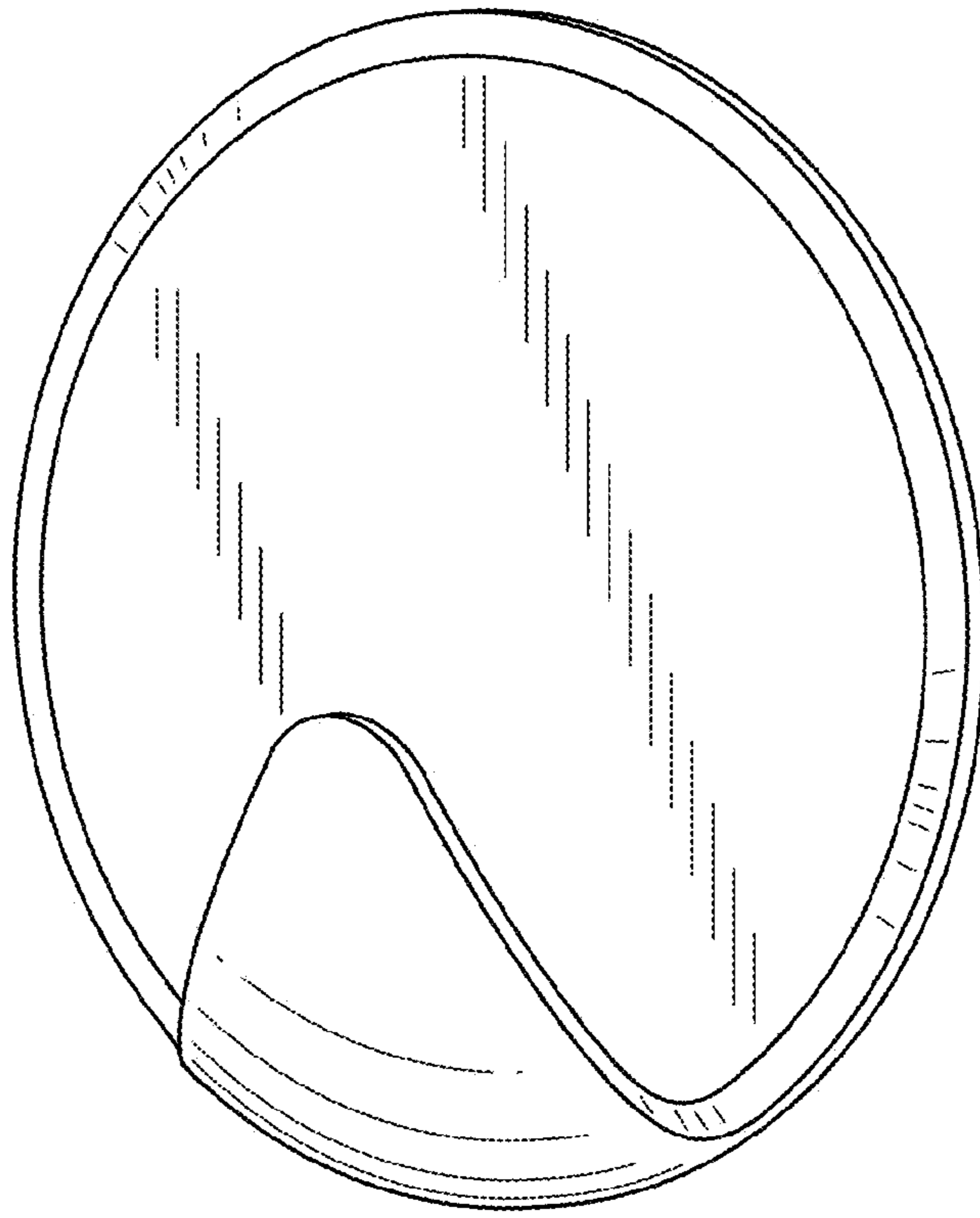


FIG. 1

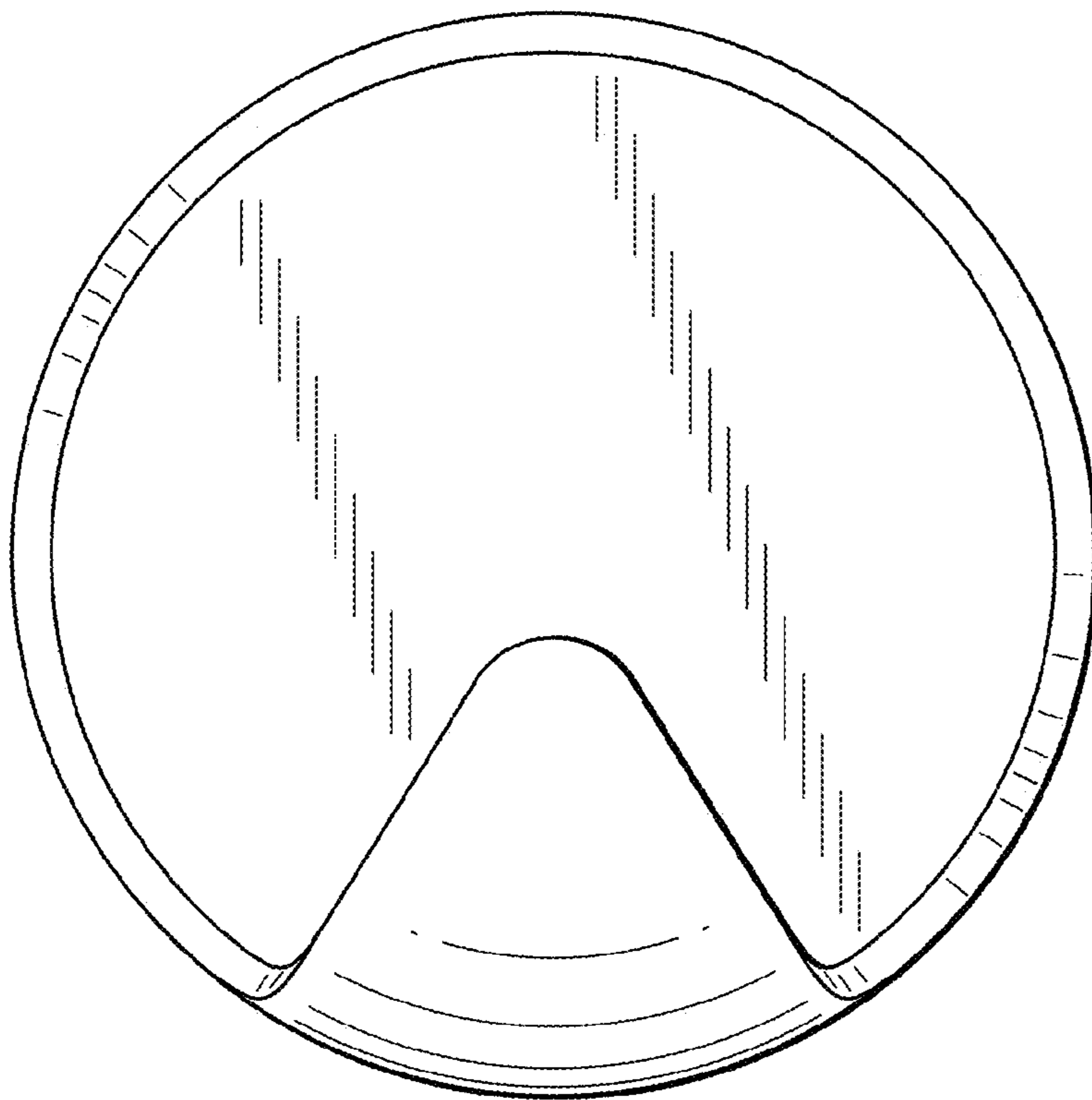


FIG. 2




FIG. 3

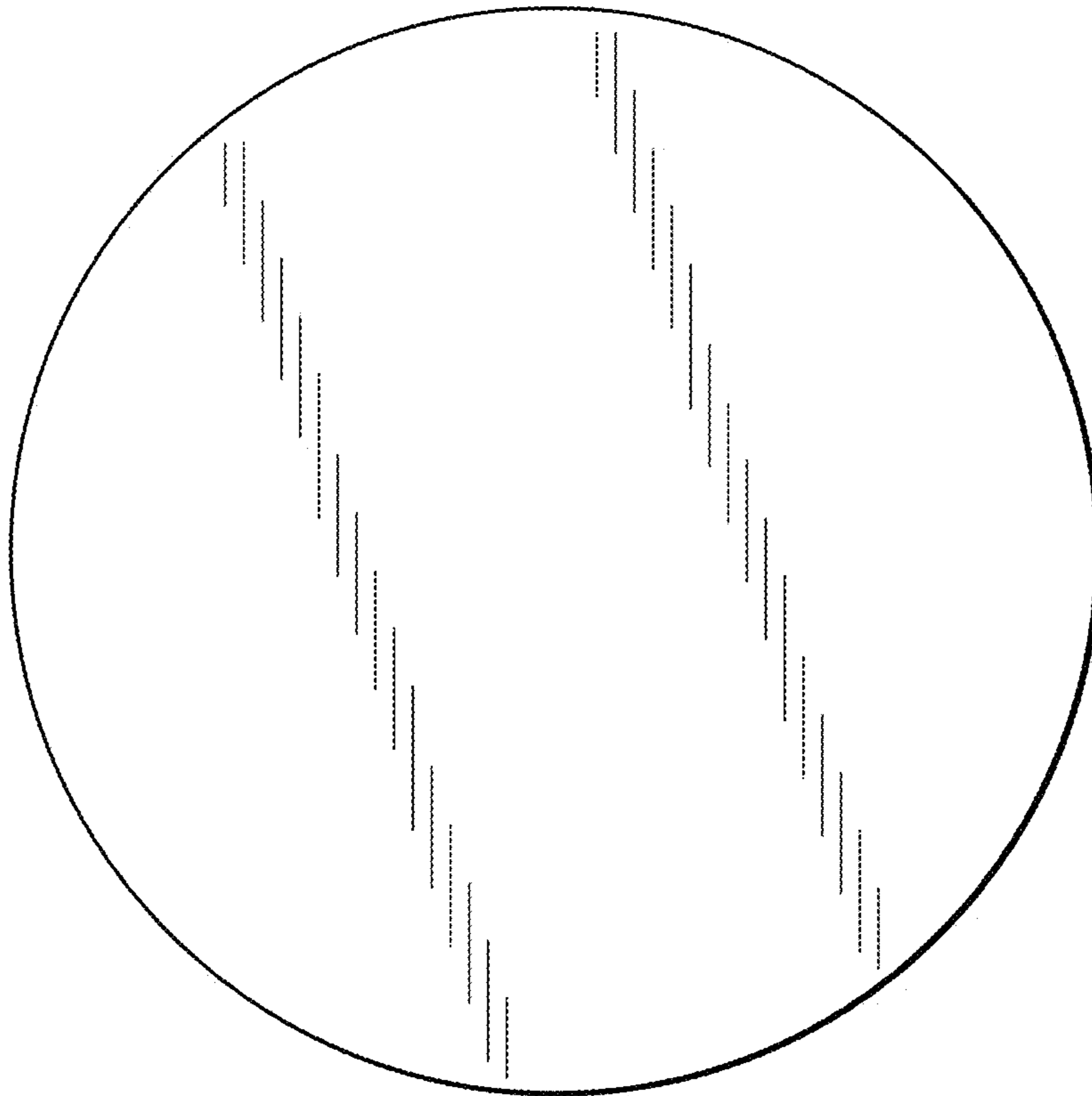


FIG. 4

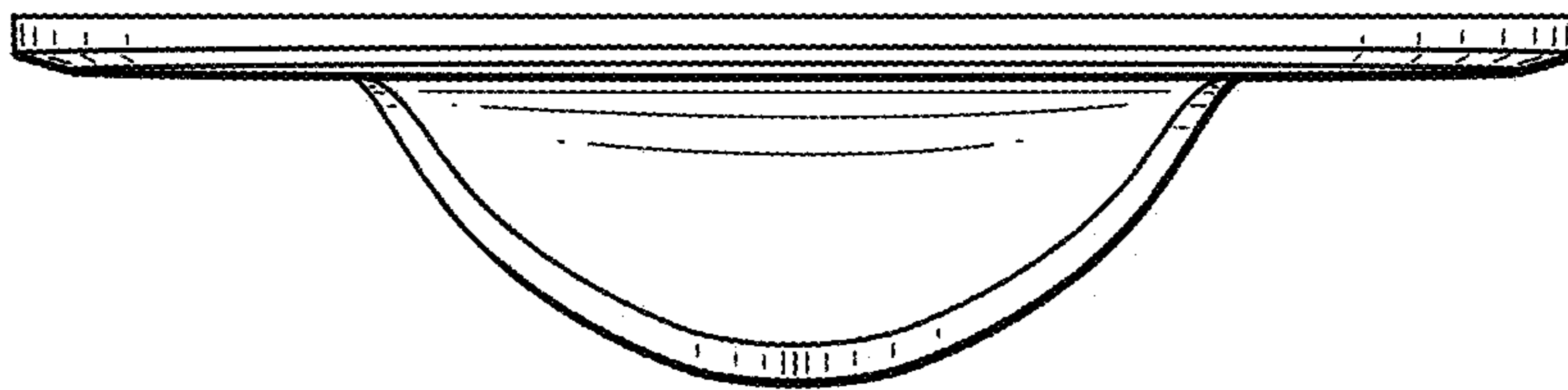


FIG. 5

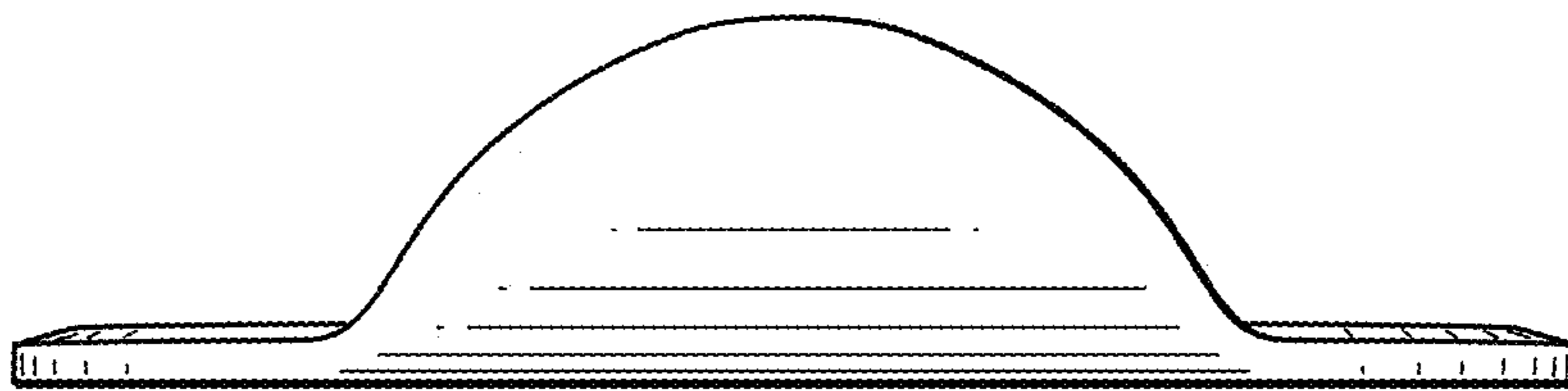


FIG. 6