



US00D941121S

(12) **United States Design Patent**
Tanner et al.

(10) **Patent No.:** **US D941,121 S**
(45) **Date of Patent:** **** Jan. 18, 2022**

- (54) **JOINER BRACKET CABINET ASSEMBLY**
- (71) Applicant: **Adroit Worldwide Media, Inc.**, Aliso Viejo, CA (US)
- (72) Inventors: **Cody Tanner**, Orlando, FL (US); **Kurtis Van Horn**, Aliso Viejo, CA (US); **Mike Smith**, Laguna Niguel, CA (US); **David Alstatt**, Aliso Viejo, CA (US); **Greg Schumacher**, Rancho Mission Viejo, CA (US); **Kevin Howard**, Laguna Niguel, CA (US)
- (73) Assignee: **Adroit Worldwide Media, Inc.**, Aliso Viejo, CA (US)

6,684,929	B2 *	2/2004	MacDonald	E04B 2/7425 160/135
6,863,188	B2 *	3/2005	Besserer	A47B 88/43 211/175
6,929,336	B2 *	8/2005	Liu	H05K 7/1421 312/223.1
6,948,691	B2 *	9/2005	Brock	H02B 1/34 211/175
D603,628	S *	11/2009	Towater	D6/706
D644,503	S *	9/2011	Crane	D8/382
D649,027	S *	11/2011	Pensi	D8/381
9,185,975	B2 *	11/2015	Franklin	H05K 7/1488
9,351,590	B1 *	5/2016	Wildrick	A47B 57/588
9,774,134	B2 *	9/2017	Bonner	A47F 5/103
9,844,280	B2 *	12/2017	Dipaolo	A47F 3/02
D812,945	S *	3/2018	Turner	D6/705.6
D820,665	S *	6/2018	DeDios-Shirley	D8/354
D828,744	S *	9/2018	Bright	D8/381
D837,037	S *	1/2019	Davis, II	D8/354
D860,761	S *	9/2019	Howard	D8/354
D876,203	S *	2/2020	Riner	D8/354

(**) Term: **15 Years**
(21) Appl. No.: **29/739,046**

(22) Filed: **Jun. 22, 2020**
(51) **LOC (13) Cl.** **08-05**
(52) **U.S. Cl.**
USPC **D8/354**
(58) **Field of Classification Search**
USPC D8/394, 381, 380, 373, 371, 366, 354,
D8/349; D6/552, 572-574, 675, 675.2,
D6/705, 705.1, 705.2, 705.6, 705.7, 706
CPC A47B 57/485; A47B 96/06; A47B 91/022
See application file for complete search history.

Primary Examiner — Keli L Hill
Assistant Examiner — Harold E Blackwell, II
(74) *Attorney, Agent, or Firm* — Ravi Mohan; Rutan & Tucker, LLP

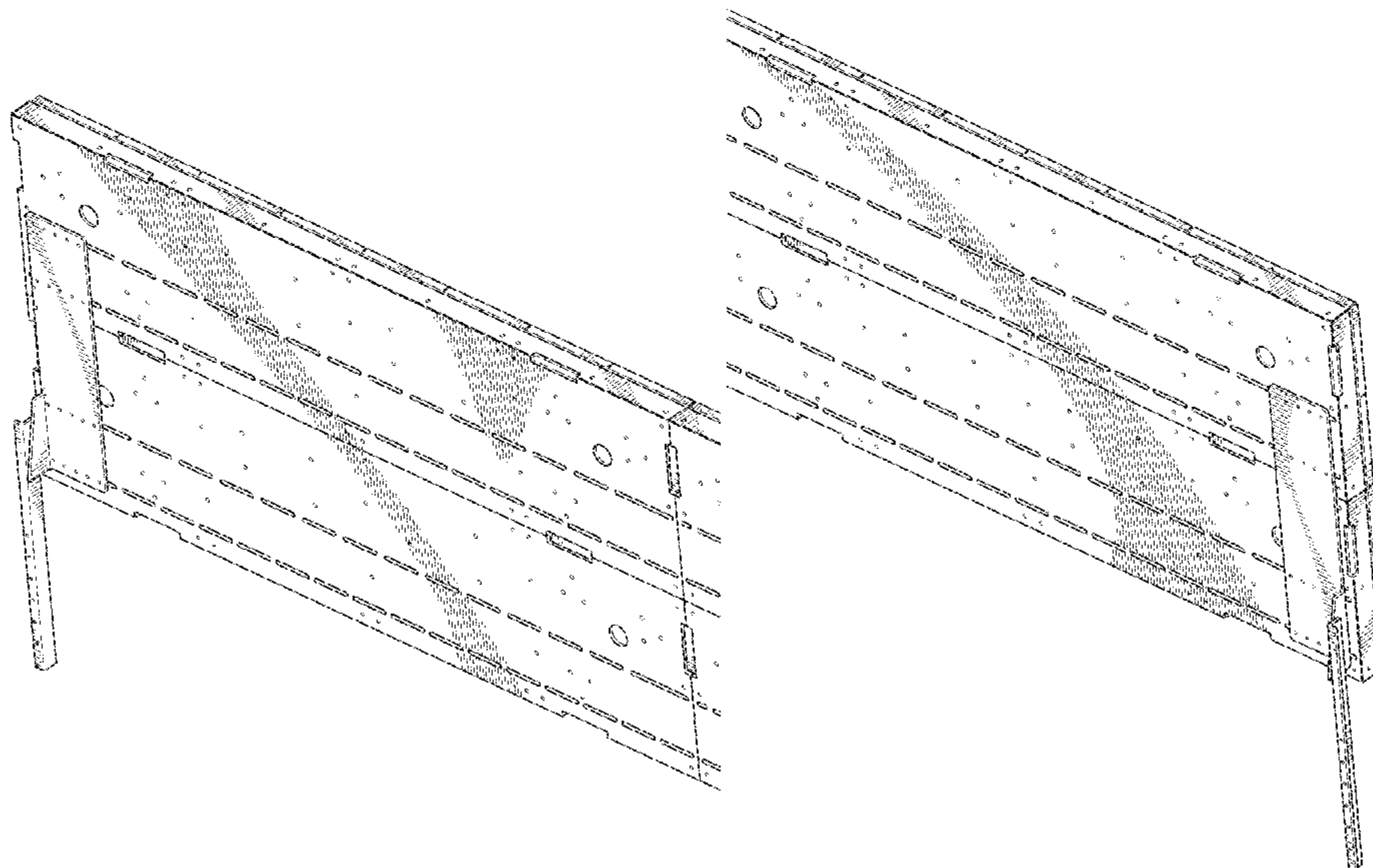
(57) **CLAIM**
The ornamental design for a joiner bracket cabinet assembly, as shown and described.

- (56) **References Cited**
- U.S. PATENT DOCUMENTS
- | | | | | | |
|-----------|-----|---------|----------|-------|--------------------------|
| D266,827 | S * | 11/1982 | Withrow | | D18/59 |
| 4,492,169 | A * | 1/1985 | Ware | | A47B 57/52
108/108 |
| D286,611 | S * | 11/1986 | Handler | | D8/381 |
| D322,210 | S * | 12/1991 | Boscacci | | D8/363 |
| 5,833,337 | A * | 11/1998 | Kofstad | | H05K 7/1421
312/334.5 |
| D463,778 | S * | 10/2002 | Hsu | | D13/184 |

DESCRIPTION

FIGS. 1A-1B are a top, rear, right side perspective view of the joiner bracket cabinet assembly;
FIGS. 2A-2C are a front elevation view thereof;
FIGS. 3A-3C are a rear elevation view thereof;
FIG. 4 is a left side elevation view thereof, the right side elevation view being a mirror image;
FIGS. 5A-5C are a top plan view thereof; and,
FIGS. 6A-6C are a bottom plan view thereof.

1 Claim, 11 Drawing Sheets



(56)

References Cited

U.S. PATENT DOCUMENTS

10,626,601	B2 *	4/2020	Gosling	E04B 2/7438
D884,461	S *	5/2020	Allen	D8/354
10,788,199	B2 *	9/2020	Hiemstra	G02B 6/001
D918,019	S *	5/2021	Foley	D8/354
2005/0127802	A1 *	6/2005	Chen	A47B 88/407
					312/265.4
2016/0105987	A1 *	4/2016	Peng	H05K 7/1489
					361/679.02
2020/0373743	A1 *	11/2020	Chambers	A47B 67/04

* cited by examiner

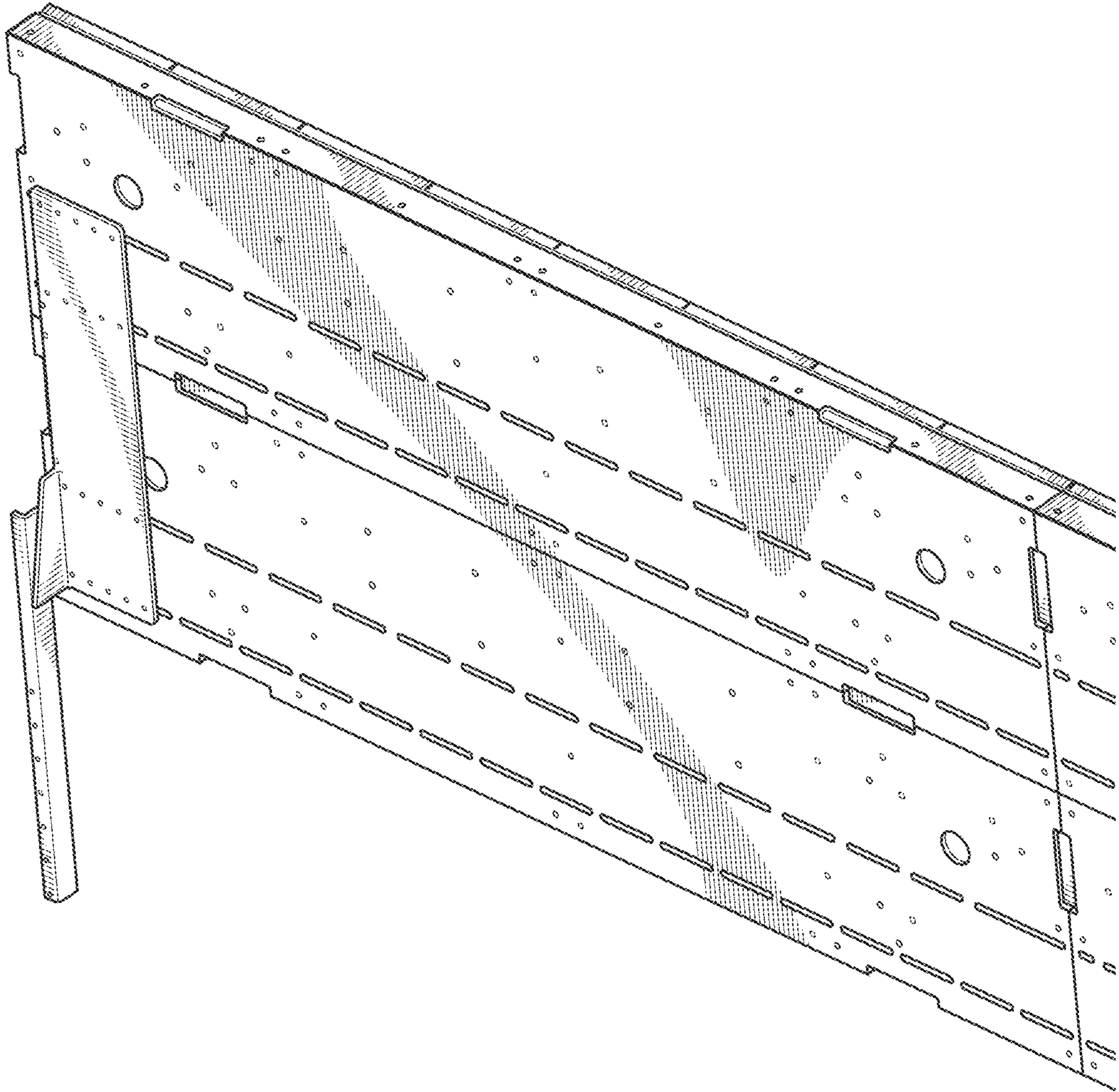


FIG. 1A

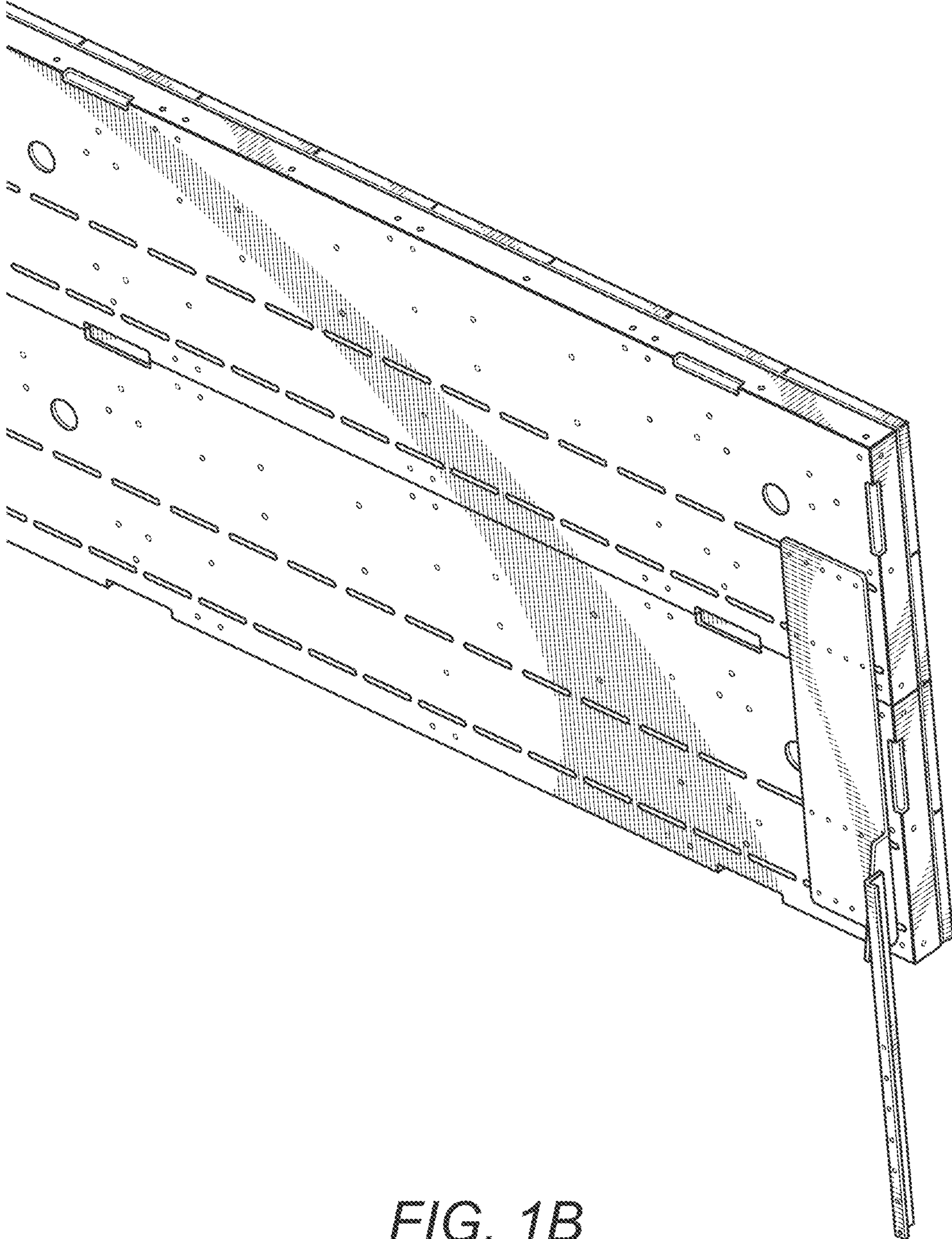


FIG. 1B

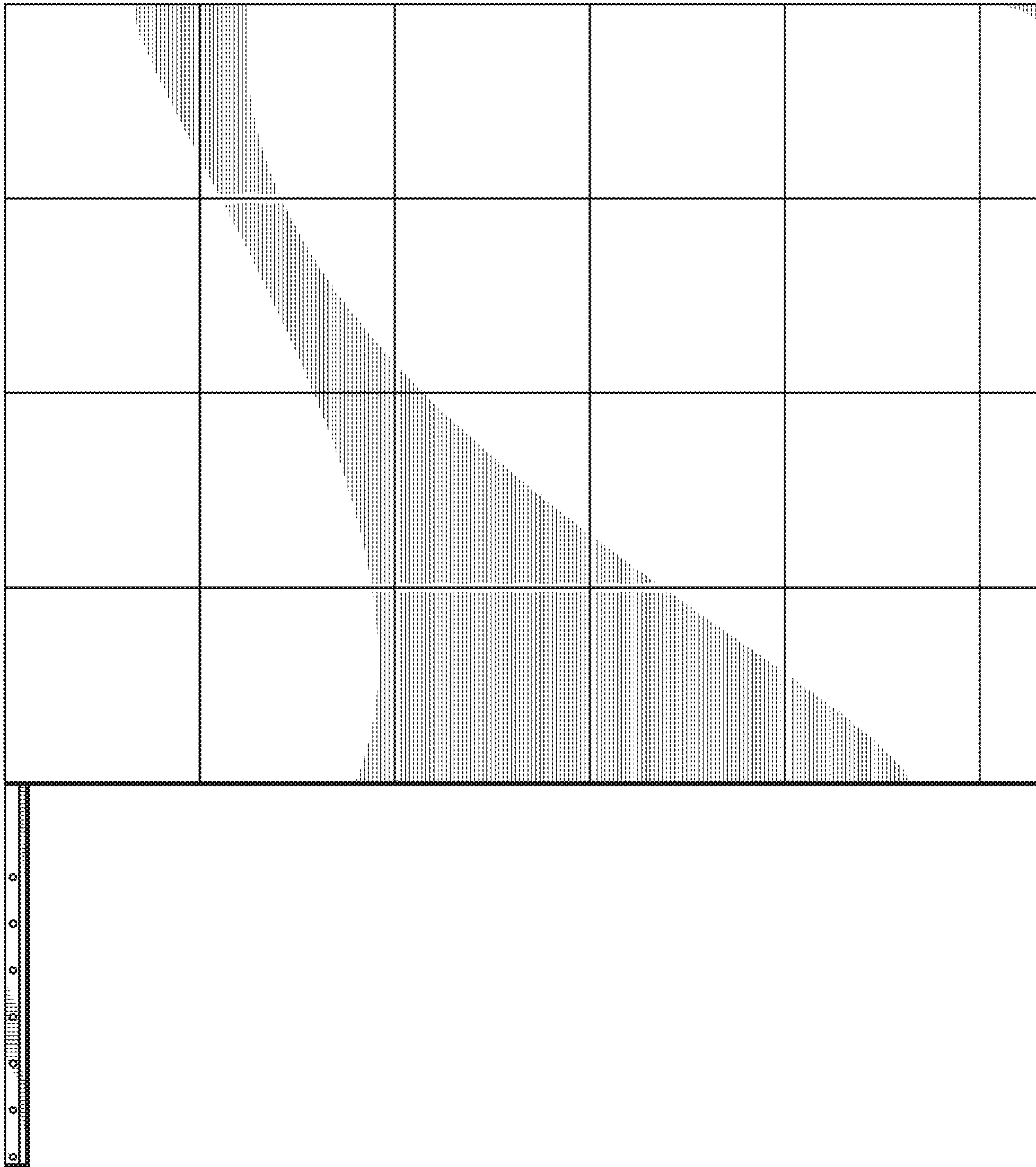


FIG. 2A

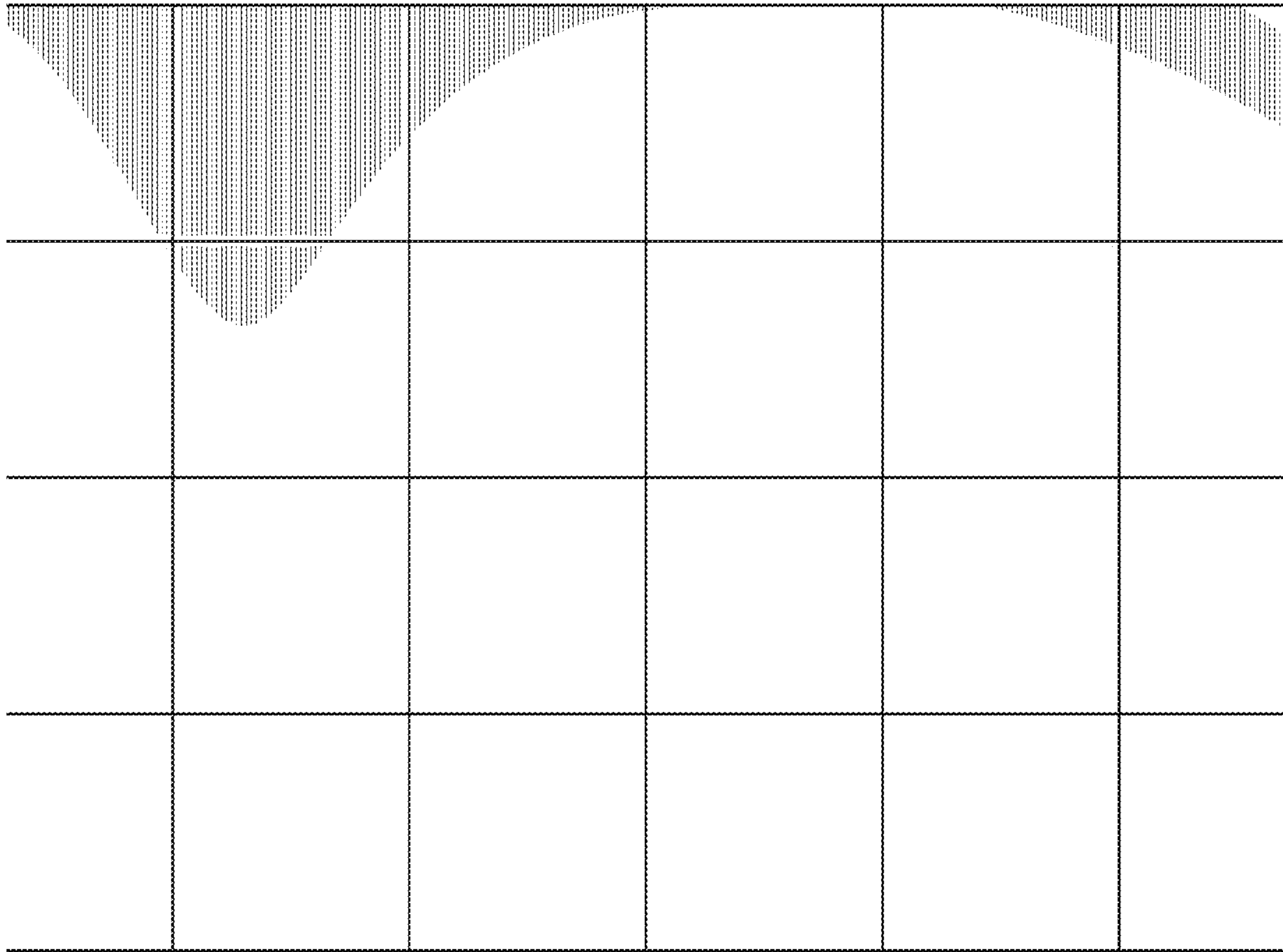


FIG. 2B

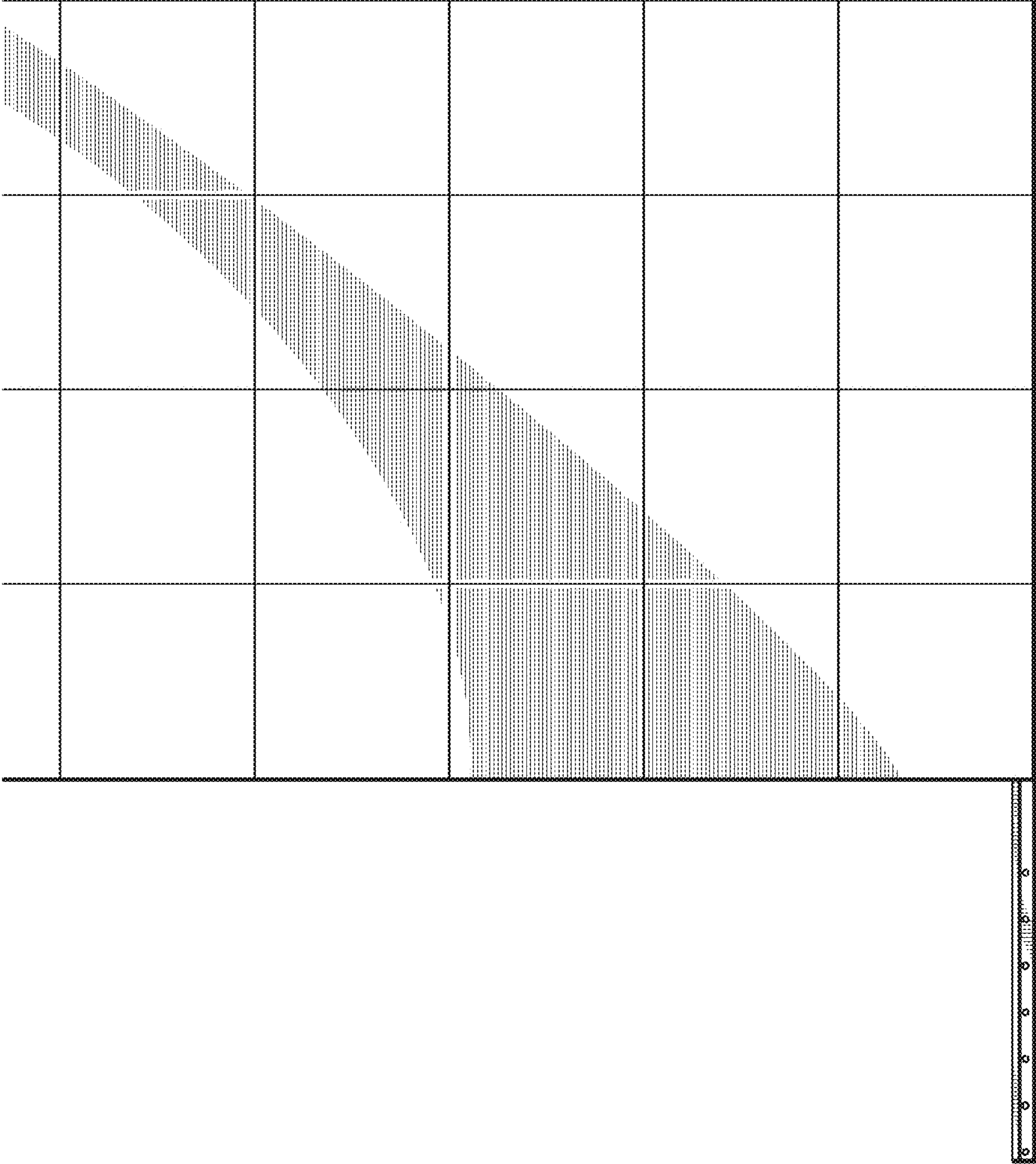


FIG. 2C

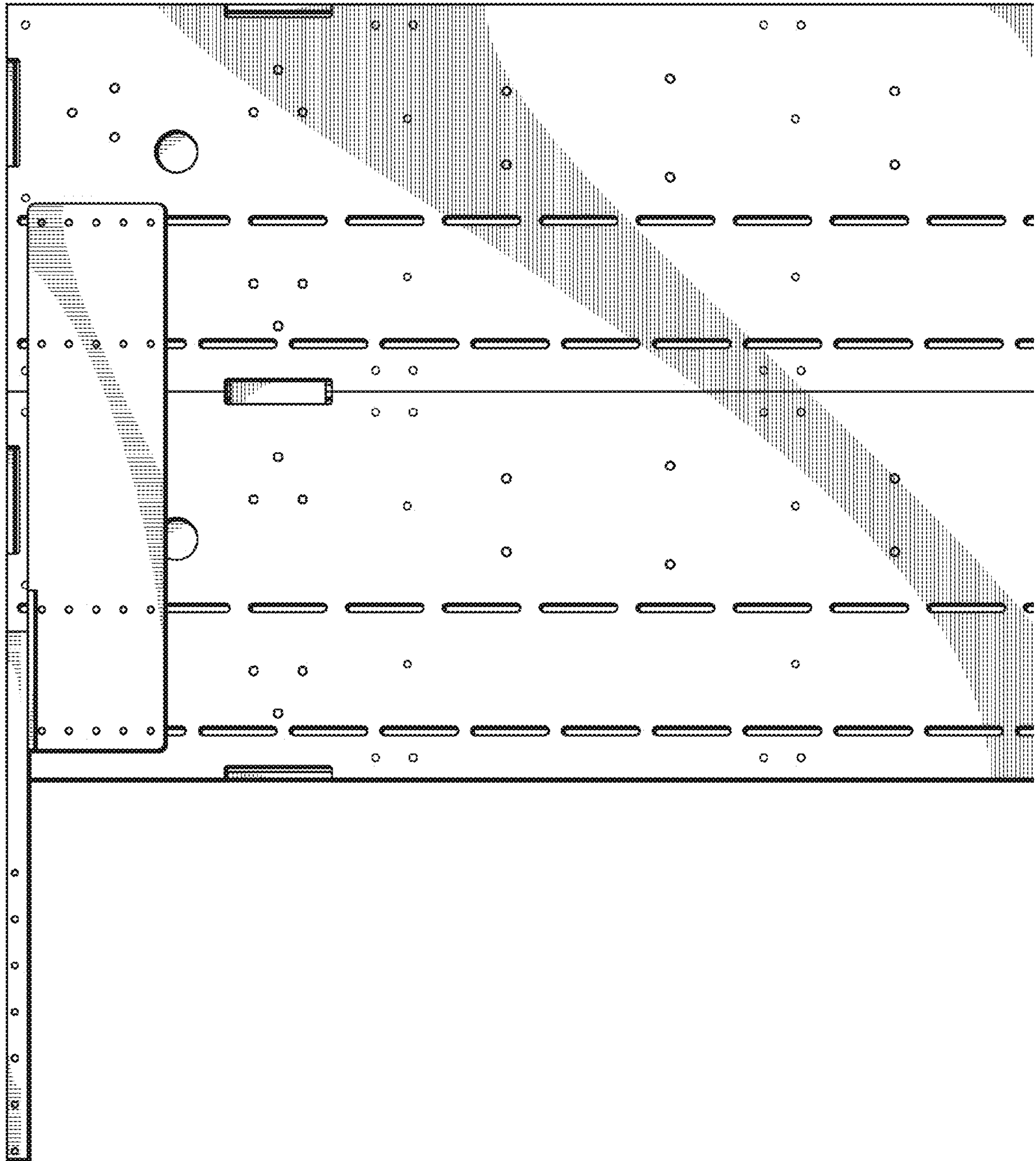


FIG. 3A

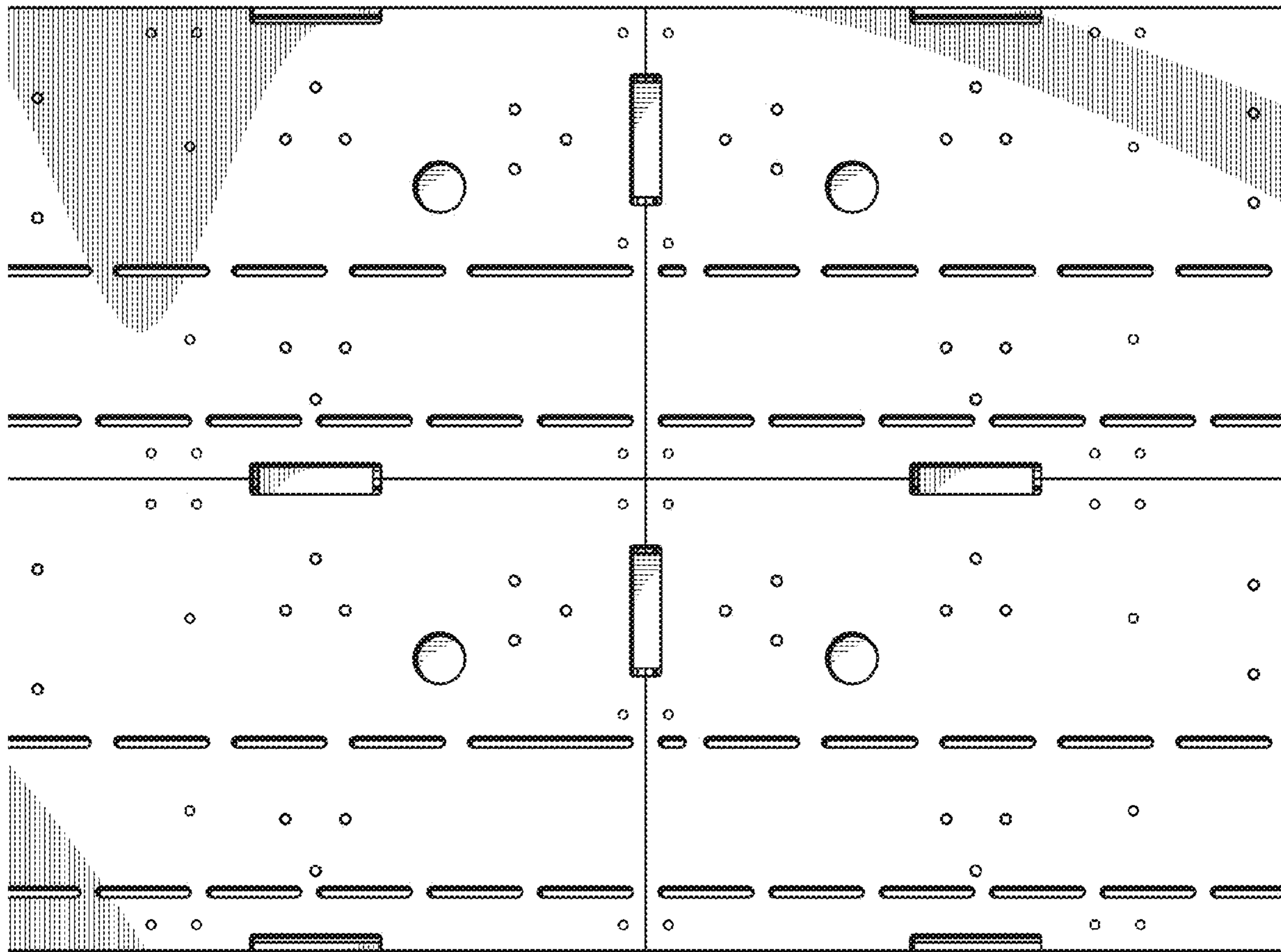


FIG. 3B

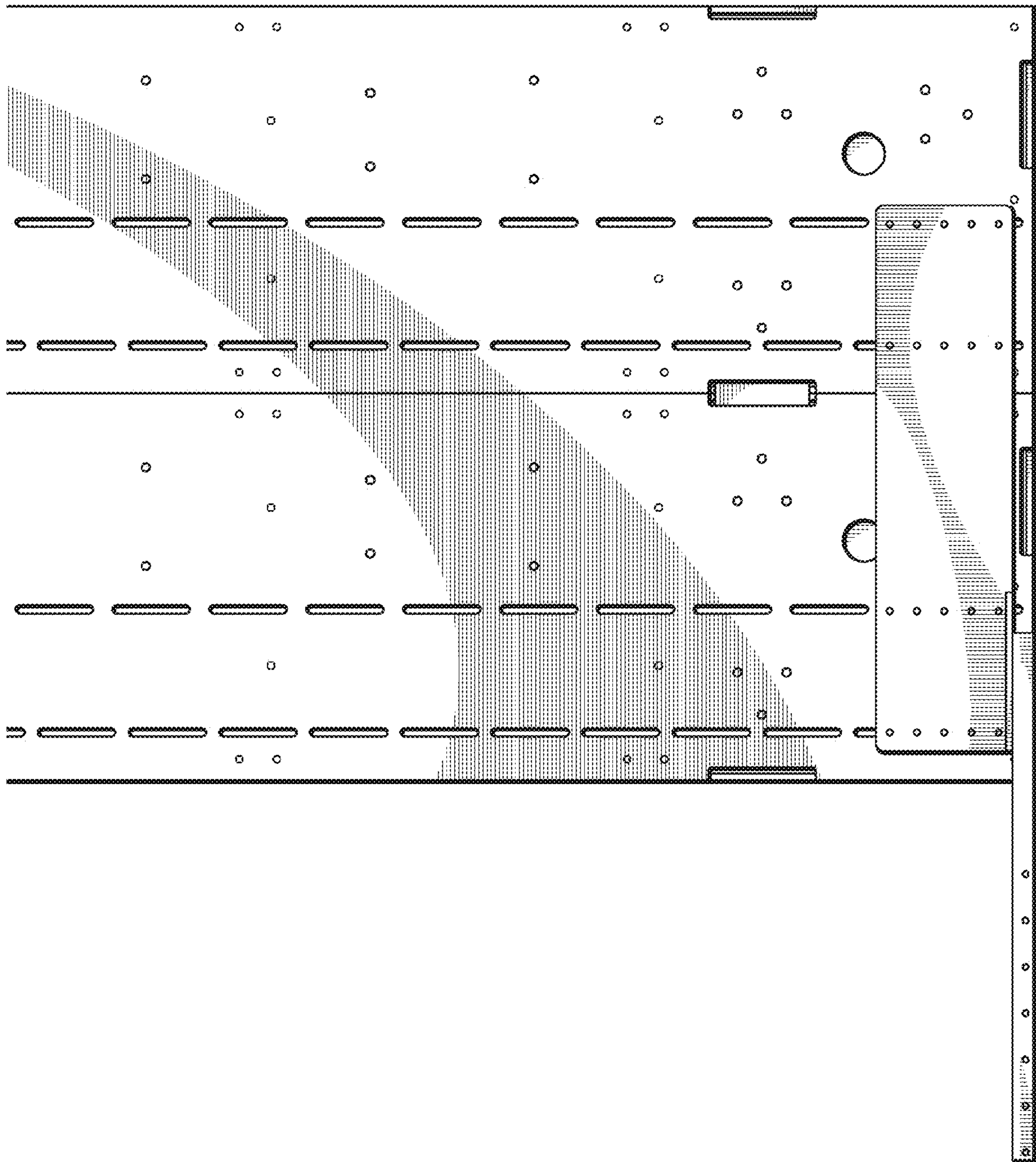


FIG. 3C

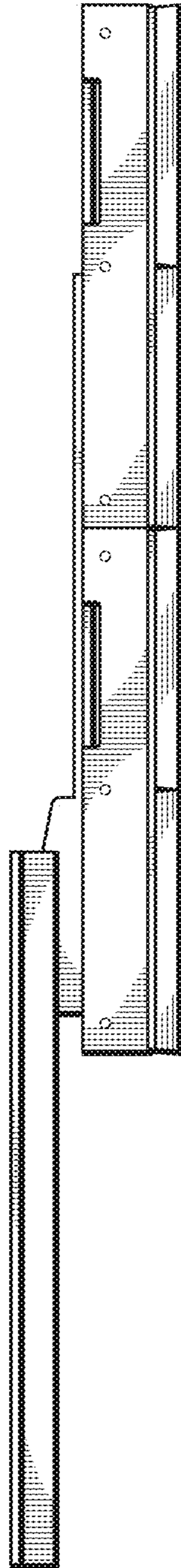


FIG. 4

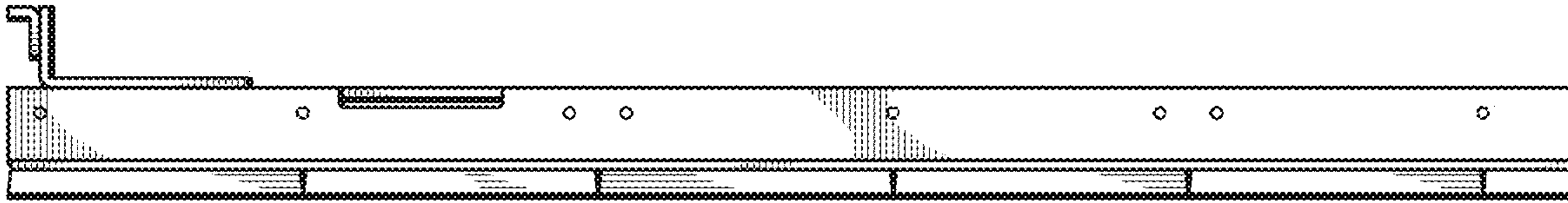


FIG. 5A

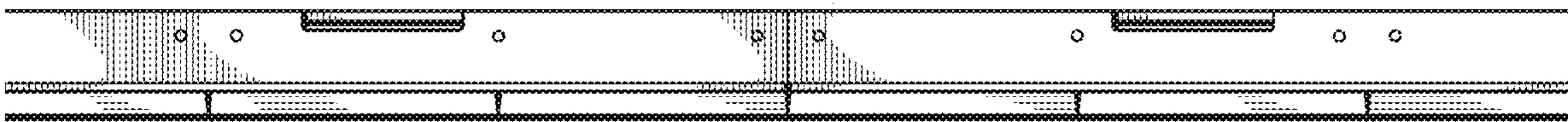


FIG. 5B

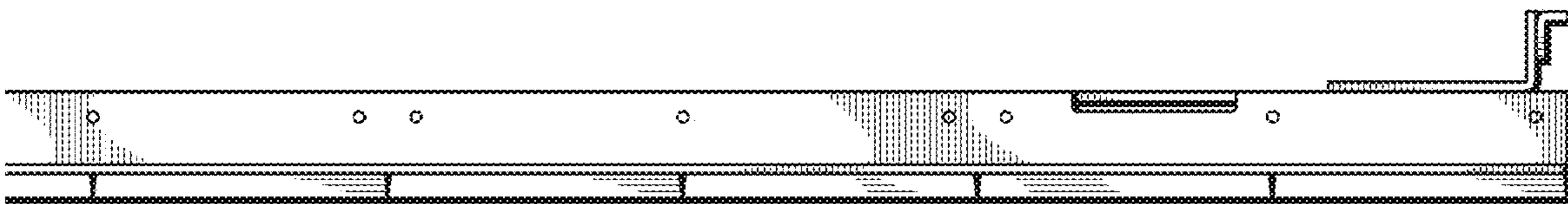


FIG. 5C

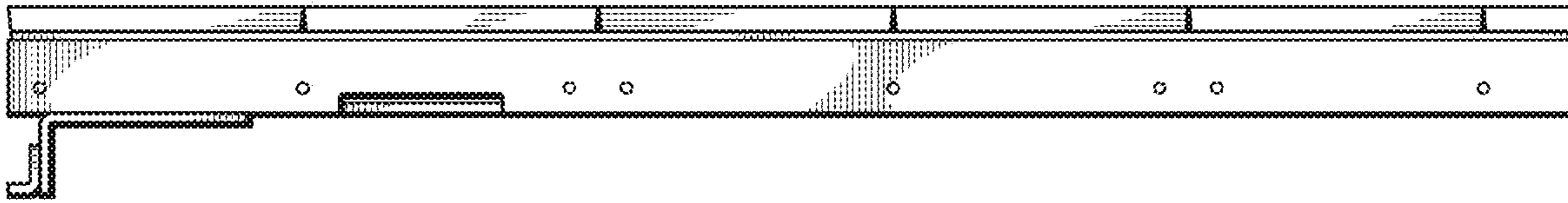


FIG. 6A

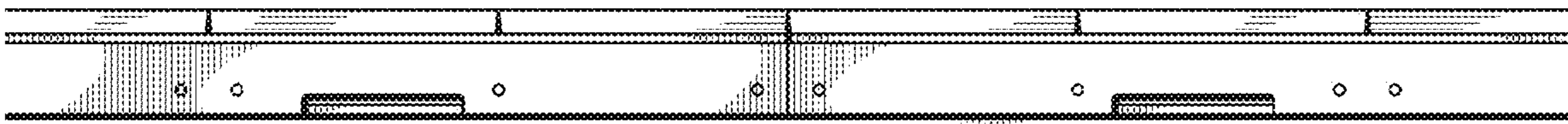


FIG. 6B

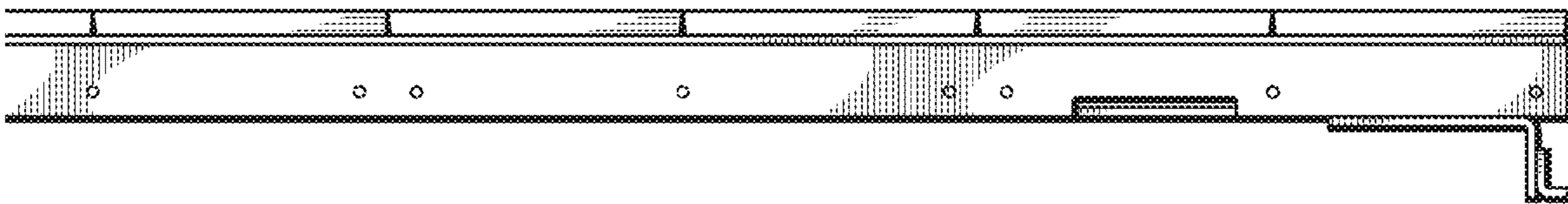


FIG. 6C