



US00D941112S

(12) **United States Design Patent** (10) **Patent No.:** **US D941,112 S**
Su (45) **Date of Patent:** **** Jan. 18, 2022**

(54) **DRIVER BIT** 8,984,991 B1 * 3/2015 English B25B 13/06
81/121.1
(71) Applicant: **Hong Ann Tool Industries Co., Ltd.,** D878,437 S * 3/2020 Bono D15/139
Taichung (TW) D878,438 S * 3/2020 Bono D15/139
D882,786 S * 4/2020 Qun D24/146
(72) Inventor: **Cheng-Wei Su, Taichung (TW)** D889,257 S 7/2020 Kukucka et al.
10,780,556 B2 * 9/2020 Kukucka B25B 13/065
D900,893 S * 11/2020 English D15/139
(73) Assignee: **Hong Ann Tool Industries Co., Ltd.,** 2008/0075550 A1 * 3/2008 Reed B23G 5/06
Taichung (TW) 408/230
2011/0252925 A1 * 10/2011 Whitehead B25B 15/005
81/53.2

(**) Term: **15 Years**

(21) Appl. No.: **29/735,314**

(22) Filed: **May 20, 2020**

(30) **Foreign Application Priority Data**

Feb. 5, 2020 (TW) 109300514

(51) **LOC (13) Cl.** **08-05**

(52) **U.S. Cl.**
USPC **D8/70**

(58) **Field of Classification Search**
USPC D8/70, 86; D15/139
CPC B25B 27/18; B25B 15/00; B25B 15/001;
B25B 15/005; B25B 15/007; B25B 15/02;
B23K 20/1255
See application file for complete search history.

(56) **References Cited**

U.S. PATENT DOCUMENTS

4,970,922 A * 11/1990 Krivec B25B 15/005
81/451
5,019,080 A * 5/1991 Hemer A61B 17/8615
411/402
5,291,811 A * 3/1994 Goss B25B 13/065
411/404
D632,319 S * 2/2011 Nishimura D15/139
D649,989 S * 12/2011 Dunlap D15/139

FOREIGN PATENT DOCUMENTS

TW I704982 B 9/2020

* cited by examiner

Primary Examiner — Philip S Hyder

(74) *Attorney, Agent, or Firm* — Karin L. Williams; Alan D. Kamrath; Mayer & Williams PC

(57) **CLAIM**

The ornamental design for a driver bit, as shown and described.

DESCRIPTION

FIG. 1 is a perspective view of a driver bit showing my new design;

FIG. 2 is a front view thereof;

FIG. 3 is a rear view thereof;

FIG. 4 is a left view thereof;


FIG. 5 is a right view thereof;

FIG. 6 is a top view thereof; and,

FIG. 7 is a bottom view thereof.

The broken lines depict portions of the driver bit in which the design is embodied that are not considered part of the claimed design.

1 Claim, 7 Drawing Sheets






FIG. 1




FIG. 2




FIG. 3




FIG. 4




FIG. 5

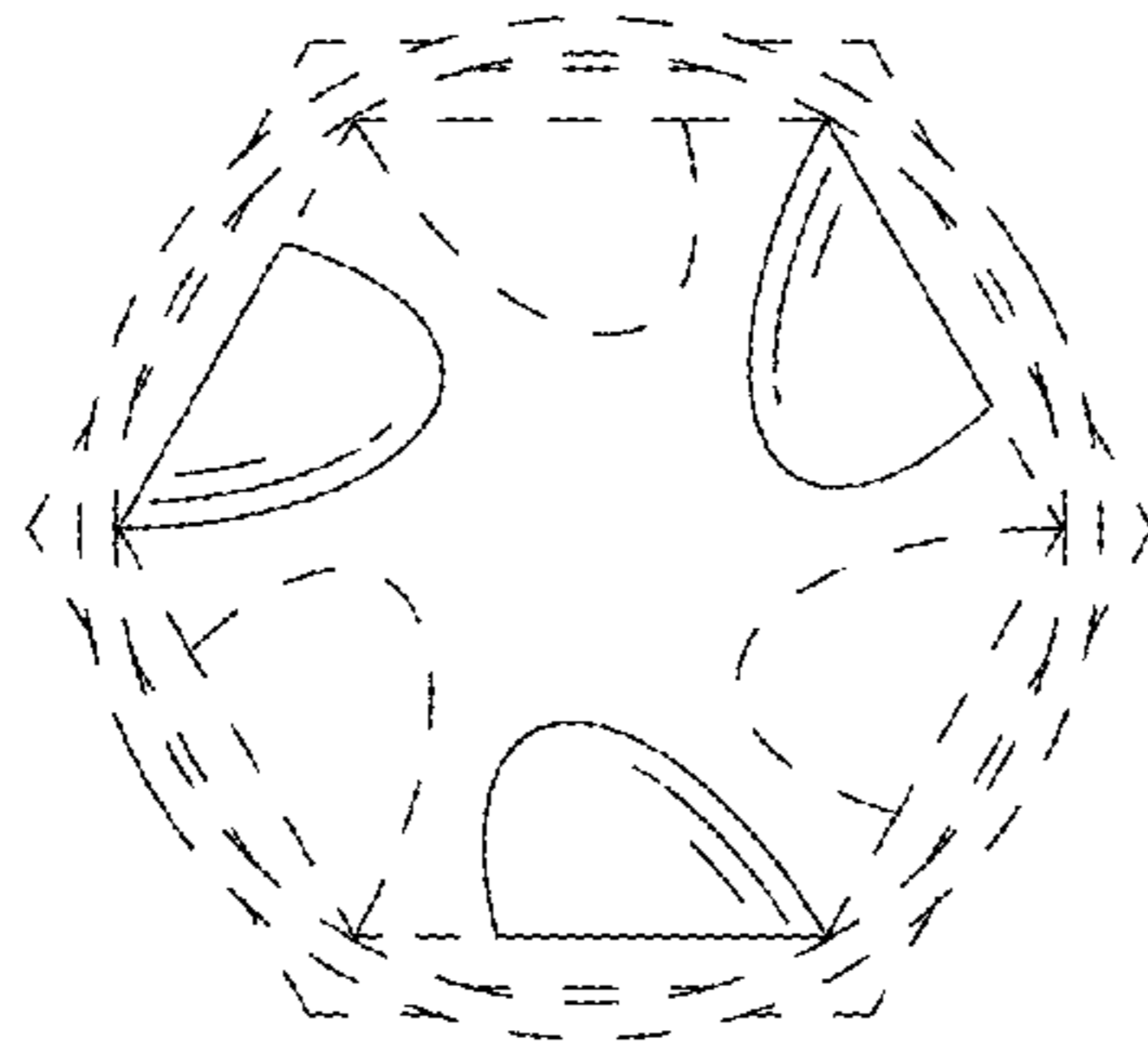


FIG. 6

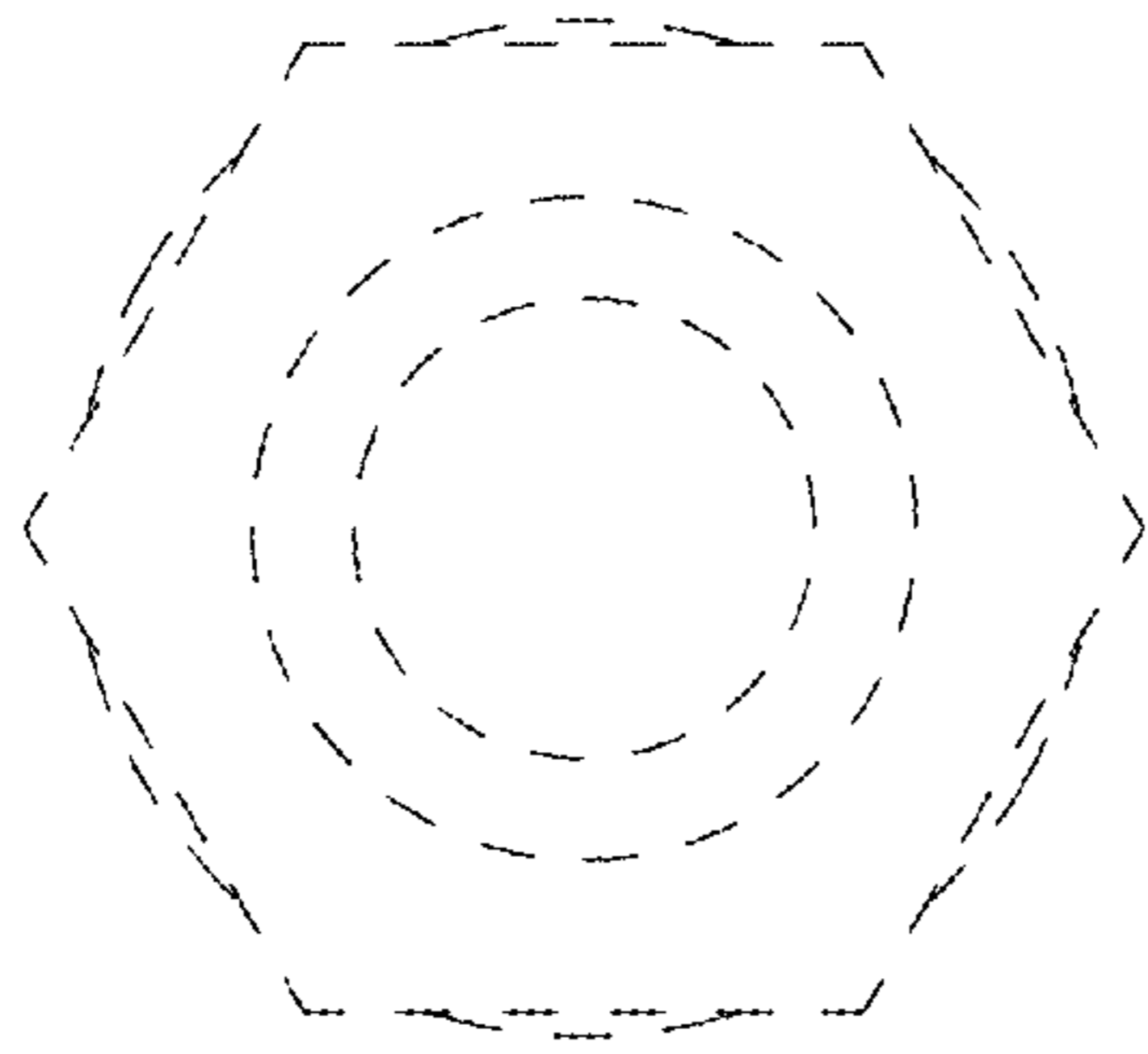


FIG. 7