



US00D941110S

(12) **United States Design Patent** (10) **Patent No.:** **US D941,110 S**
Fitzsimmons (45) **Date of Patent:** **** Jan. 18, 2022**

(54) **RETROFIT DRUM WITH SLANTED CHANNELS FOR A VEHICLE SIDE WASHER**

(71) Applicant: **IWASH TECHNOLOGY LLC**,
Milwaukie, OR (US)

(72) Inventor: **Jeff R. Fitzsimmons**, Mulino, OR (US)

(73) Assignee: **iWash Technology LLC**, Milwaukie,
OR (US)

(**) Term: **15 Years**

(21) Appl. No.: **29/661,027**

(22) Filed: **Aug. 23, 2018**

(51) **LOC (13) Cl.** **08-05**

(52) **U.S. Cl.**
USPC **D8/70**

(58) **Field of Classification Search**
USPC D8/70, 66, 20; D15/5, 138, 126;
D10/64; D32/5, 53, 4, 19; D25/11, 34;
D12/180
CPC .. F16H 55/30; F16H 55/171; F16H 2057/012;
F16H 55/17; A46B 15/0097; A46B
5/0095; B60S 3/06
See application file for complete search history.

(56) **References Cited**

U.S. PATENT DOCUMENTS

D437,762 S	2/2001	Suzuki	
D447,496 S *	9/2001	Lee	D15/139
D459,375 S *	6/2002	Chianese	D15/139
D460,767 S *	7/2002	Kim	D15/139
D521,428 S *	5/2006	Campbell	D12/180
D535,863 S *	1/2007	Cho	D8/70
D579,297 S *	10/2008	Jeiziner	D8/70
D633,928 S	3/2011	Nilsson et al.	
7,972,200 B2 *	7/2011	Stanfield	B24D 5/10 451/548

D651,874 S	1/2012	Davidian et al.	
D697,778 S	1/2014	Bozic	
D717,842 S *	11/2014	Hoang	D15/133
D717,843 S *	11/2014	Hoang	D15/133
D725,166 S	3/2015	Paik et al.	
D725,167 S	3/2015	Song et al.	
D726,836 S	4/2015	Song et al.	
D732,096 S	6/2015	Jang et al.	
D735,258 S	7/2015	Jang et al.	
D739,450 S	9/2015	Jain et al.	
D760,673 S	7/2016	Chalabi et al.	
D761,894 S	7/2016	Ho et al.	
D765,180 S	8/2016	Huang et al.	
D766,644 S	9/2016	Huang et al.	
D781,945 S	3/2017	Uno et al.	
D793,145 S	8/2017	Huang et al.	
D795,035 S *	8/2017	Lim	D8/70
D799,575 S	10/2017	Tang et al.	
D817,735 S *	5/2018	Fitzsimmons	D8/70

(Continued)

Primary Examiner — Michelle E. Wilson
(74) *Attorney, Agent, or Firm* — Renaissance IP Law
Group, LLP; David A. Crowther

(57) **CLAIM**

The ornamental design for a retrofit drum with slanted channels for a vehicle side washer, as shown and described.

DESCRIPTION

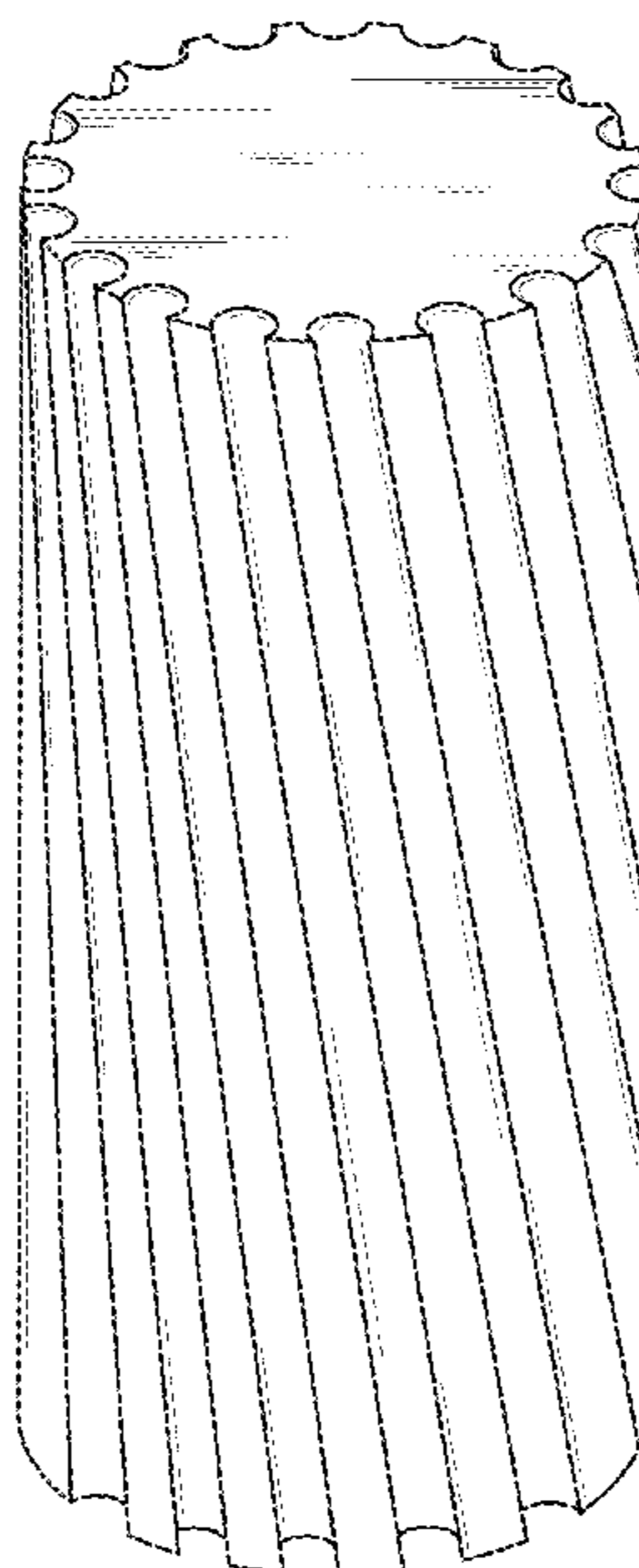
FIG. 1 is a perspective view of a retrofit drum with slanted channels for a vehicle side washer according to a first embodiment;

FIG. 2 is a side elevation view of the retrofit drum of FIG. 1, all the other sides being identical; and,

FIG. 3 is a top view of the retrofit drum of FIG. 1, the bottom view being identical.

The broken lines illustrate portions of the retrofit drum for a vehicle side washer and form no part of the claimed design.

1 Claim, 3 Drawing Sheets



(56)

References Cited

U.S. PATENT DOCUMENTS

10,046,437	B2 *	8/2018	Hoang	B23D 61/04
D873,739	S *	1/2020	Betto	D12/180
10,549,728	B1 *	2/2020	Fitzsimmons	B60S 3/063
2002/0002892	A1	1/2002	DiSabatino	
2002/0002971	A1	1/2002	Spangenberg	
2002/0112589	A1	8/2002	Lee et al.	
2008/0017006	A1	1/2008	Burke	

* cited by examiner




FIG. 1




FIG. 2

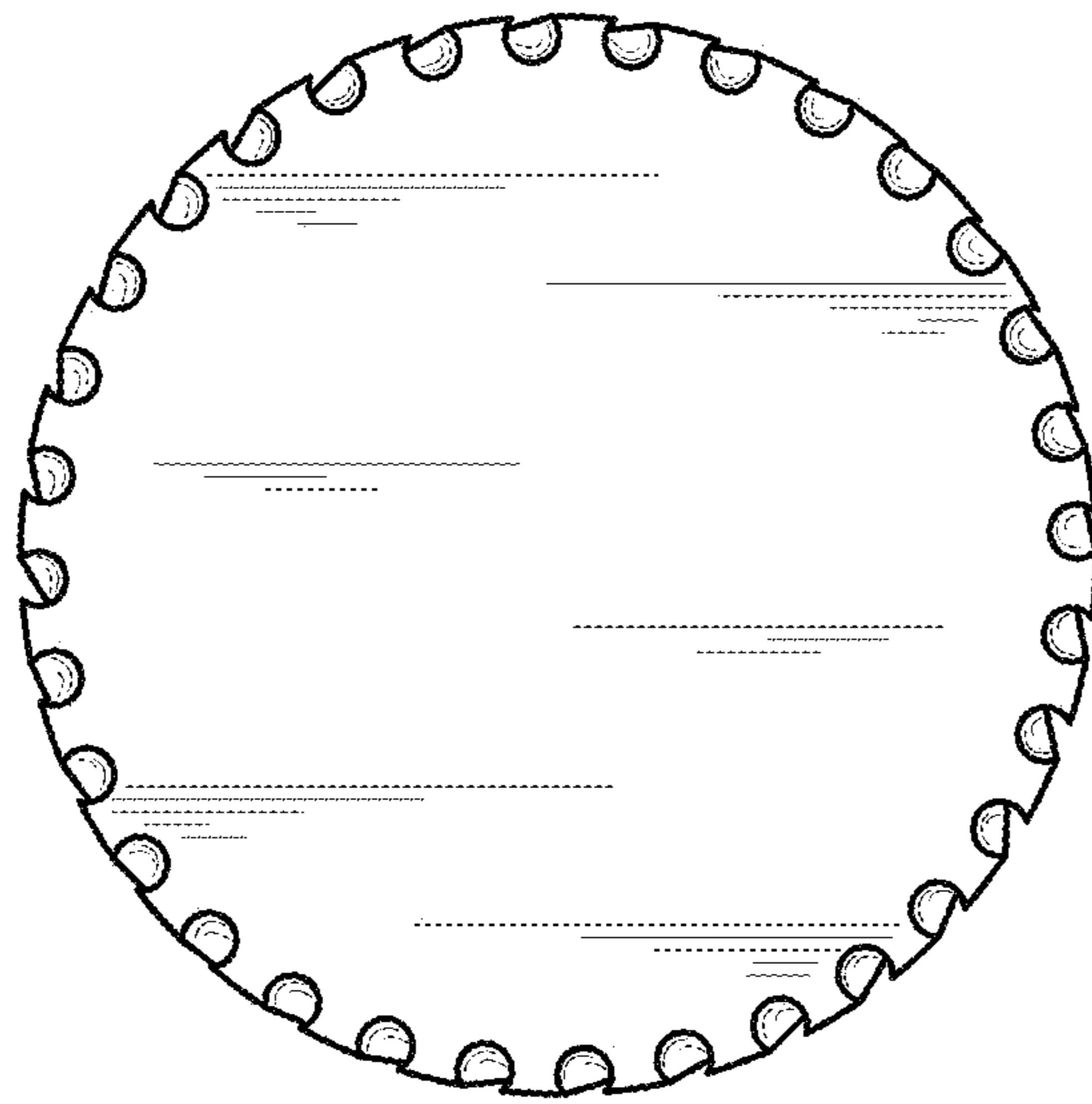


FIG. 3