



US00D941098S

(12) **United States Design Patent** (10) **Patent No.:** **US D941,098 S**
Olufson (45) **Date of Patent:** **** Jan. 18, 2022**

(54) **CRUMBS KIDS SAFE KNIFE**

(71) Applicant: **Ryan Michael Olufson**, Bend, OR (US)

(72) Inventor: **Ryan Michael Olufson**, Bend, OR (US)

(73) Assignee: **Ryan M. Olufson**, Bend, OR (US)

(**) Term: **15 Years**

(21) Appl. No.: **29/739,246**

(22) Filed: **Jun. 24, 2020**

(51) **LOC (13) Cl.** **07-03**

(52) **U.S. Cl.**
 USPC **D7/650; D7/401.2; D7/695**

(58) **Field of Classification Search**
 USPC D7/393-395, 401.2, 642-652, 693, D7/695-696; D8/93, 97-100, 107, 300, D8/321; D22/117-118
 CPC A01B 1/20; A01B 1/22; A22C 25/006; A47G 21/06; A47G 21/065; A61B 17/3211; A61B 17/3213; B21D 53/64; B25G 3/36; B26B 1/00; B26B 1/08; B26B 1/10; B26B 3/00; B26B 3/02; B26B 3/03; B26B 3/04; B26B 3/06; B26B 5/00; B26B 5/001; B26B 5/007; B26B 7/00; B26B 7/005; B26B 9/00; B26B 9/02; B26B 11/00; B26B 11/006; B26B 17/00; B26B 17/006; B26B 29/02; B26F 1/44

See application file for complete search history.

(56) **References Cited**

U.S. PATENT DOCUMENTS

3,203,295 A *	8/1965	Sauer	B26F 1/44 83/673
6,044,566 A *	4/2000	Ries	B26B 9/02 30/345
D500,233 S *	12/2004	Overthun	D7/650
D572,542 S *	7/2008	Epstein	D7/649
D626,794 S *	11/2010	Hollinger	D7/650
D677,998 S *	3/2013	Kusanagi	D7/650
D714,103 S *	9/2014	Kusanagi	D7/650
D773,904 S *	12/2016	Kennedy	D7/650
D906,063 S *	12/2020	Gabbay	D7/650

* cited by examiner

Primary Examiner — Ricky Pham

(57) **CLAIM**

The ornamental design for a crumbs kids safe knife, as shown and described.

DESCRIPTION

FIG. 1 is right side view of a crumbs kids safe knife showing my new design;
 FIG. 2 is a top plan right view thereof;
 FIG. 3 is a bottom plan left view thereof;
 FIG. 4 is a left side view thereof;
 FIG. 5 is a back end view thereof;
 FIG. 6 is a front end view thereof;
 FIG. 7 is a front right perspective view thereof;
 FIG. 8 is a back left perspective view thereof;
 FIG. 9 is a top left perspective view thereof;
 FIG. 10 is a top right perspective view thereof;
 FIG. 11 is a bottom right perspective view thereof; and,
 FIG. 12 is a bottom left perspective view thereof.

1 Claim, 6 Drawing Sheets

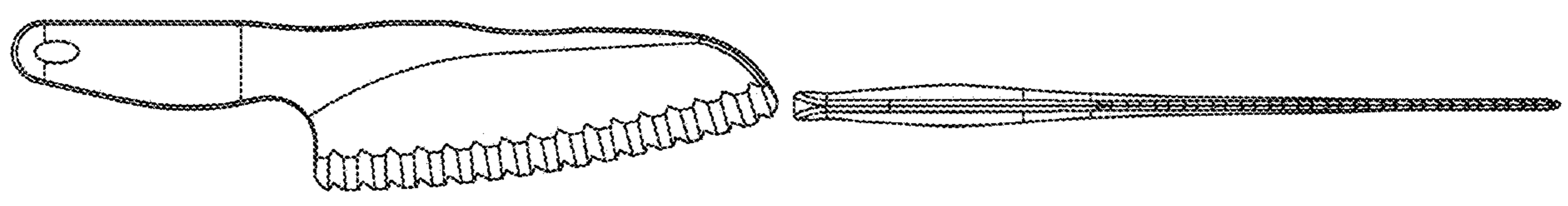


FIG. 1

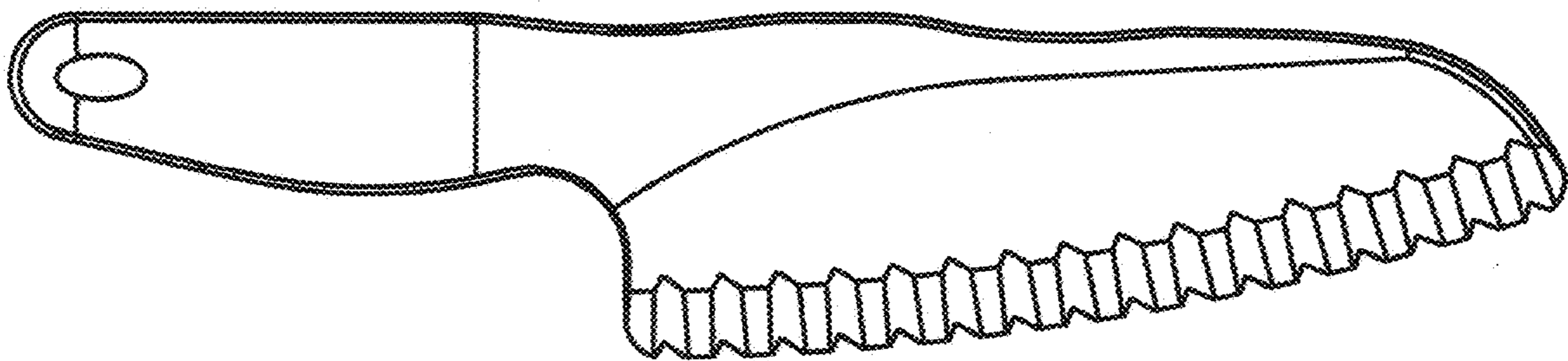


FIG. 2




FIG. 3




FIG. 4




FIG. 5

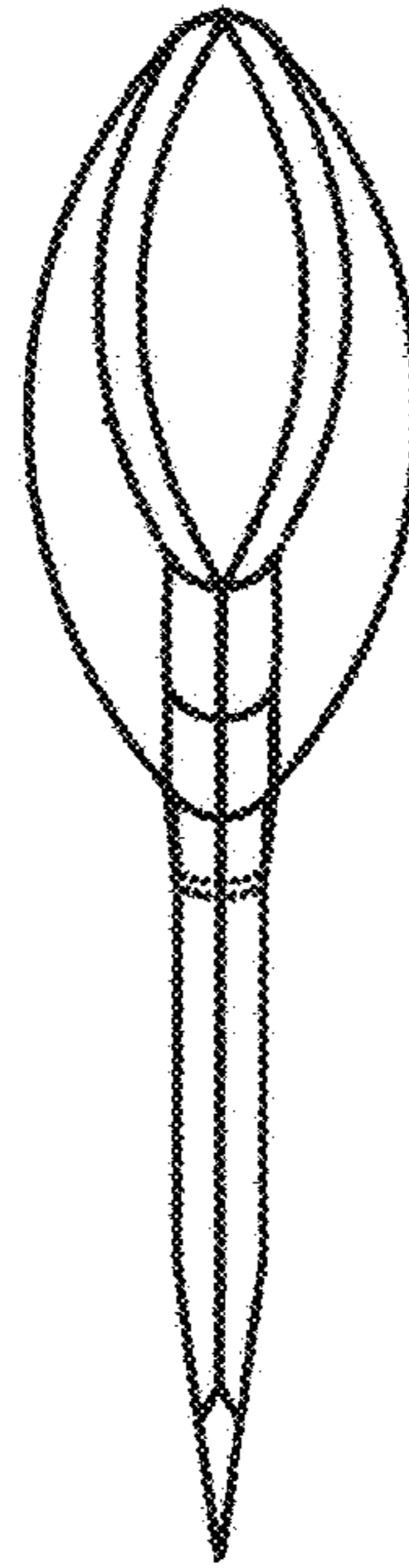


FIG. 6

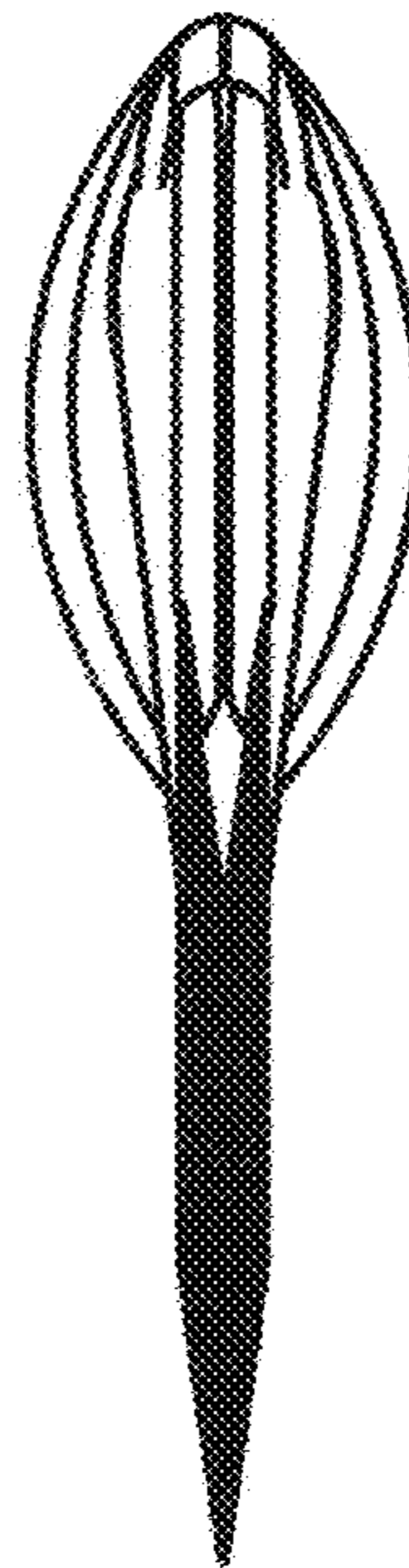


FIG. 7

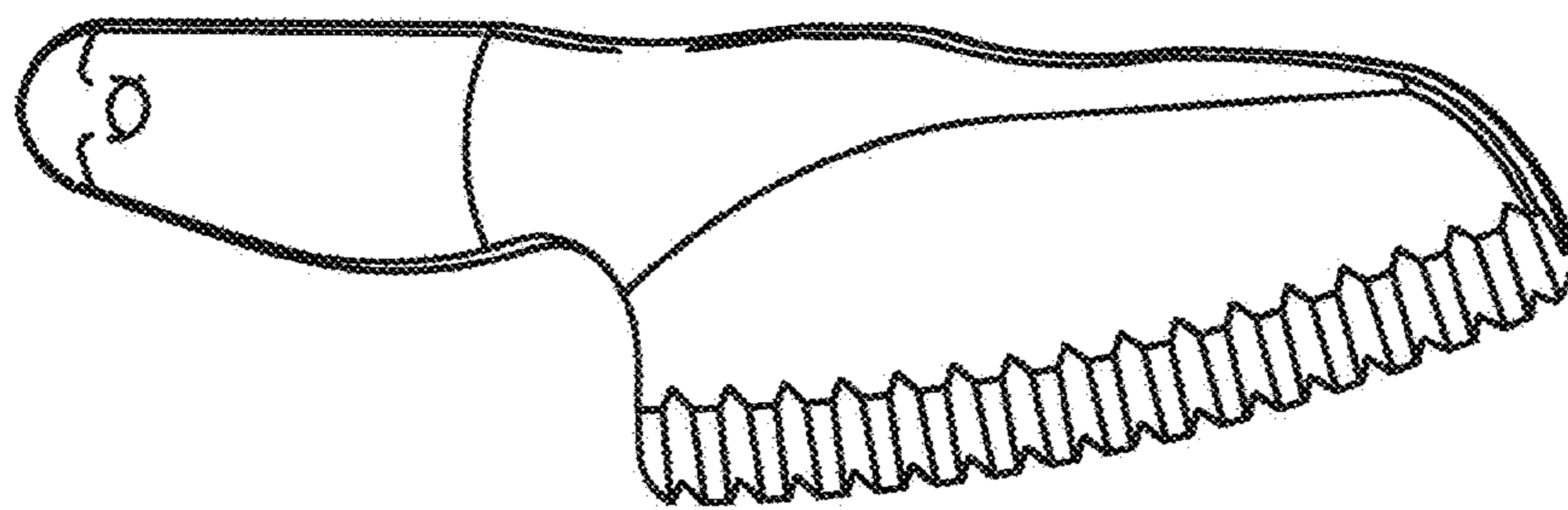


FIG. 8

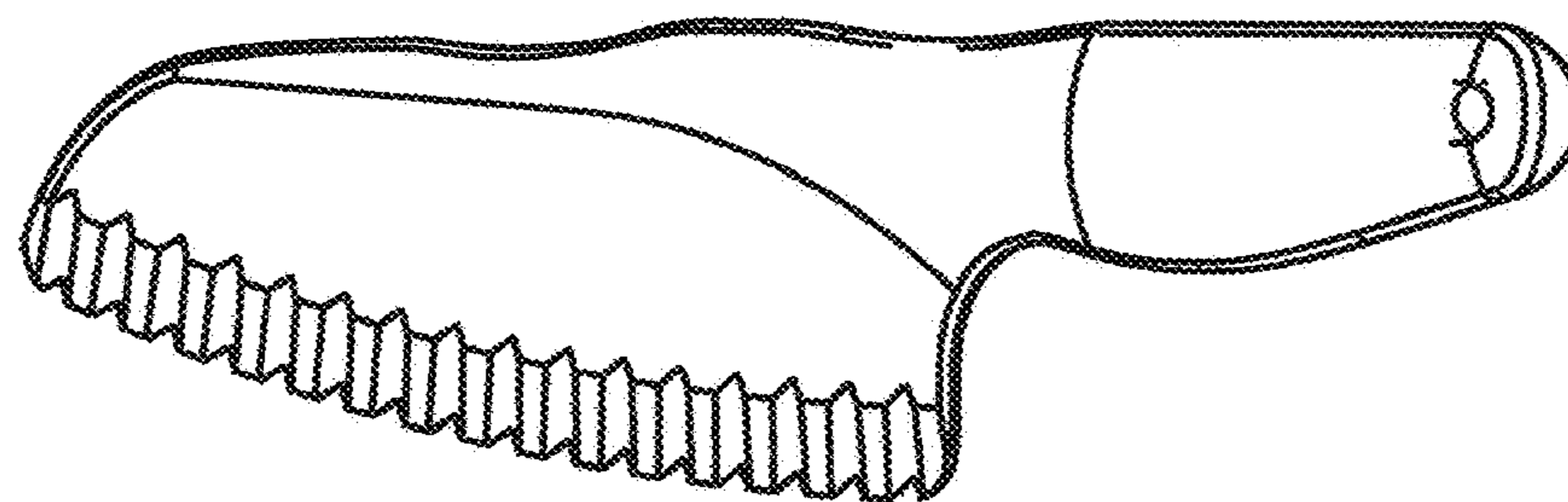


FIG. 9

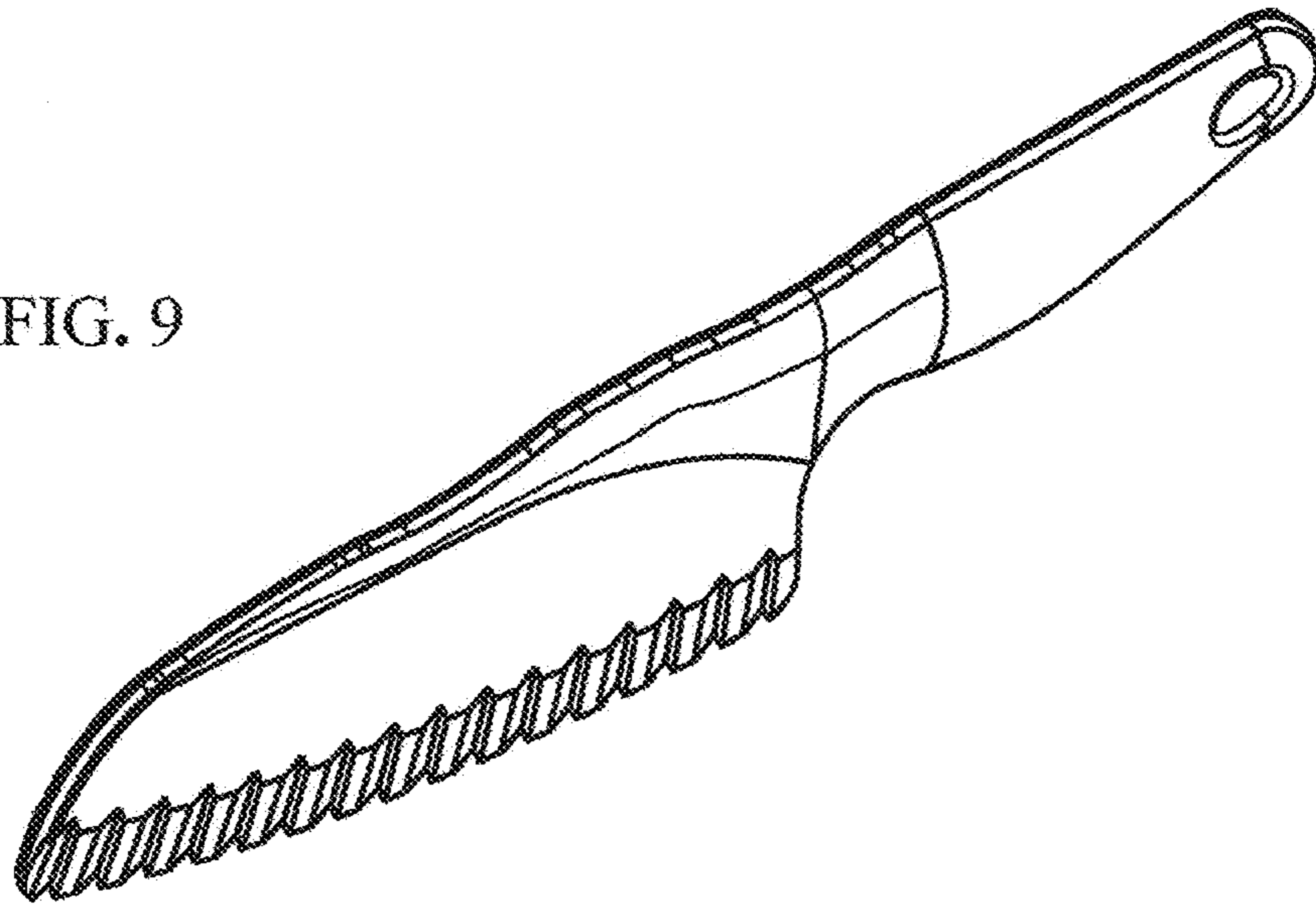


FIG. 10

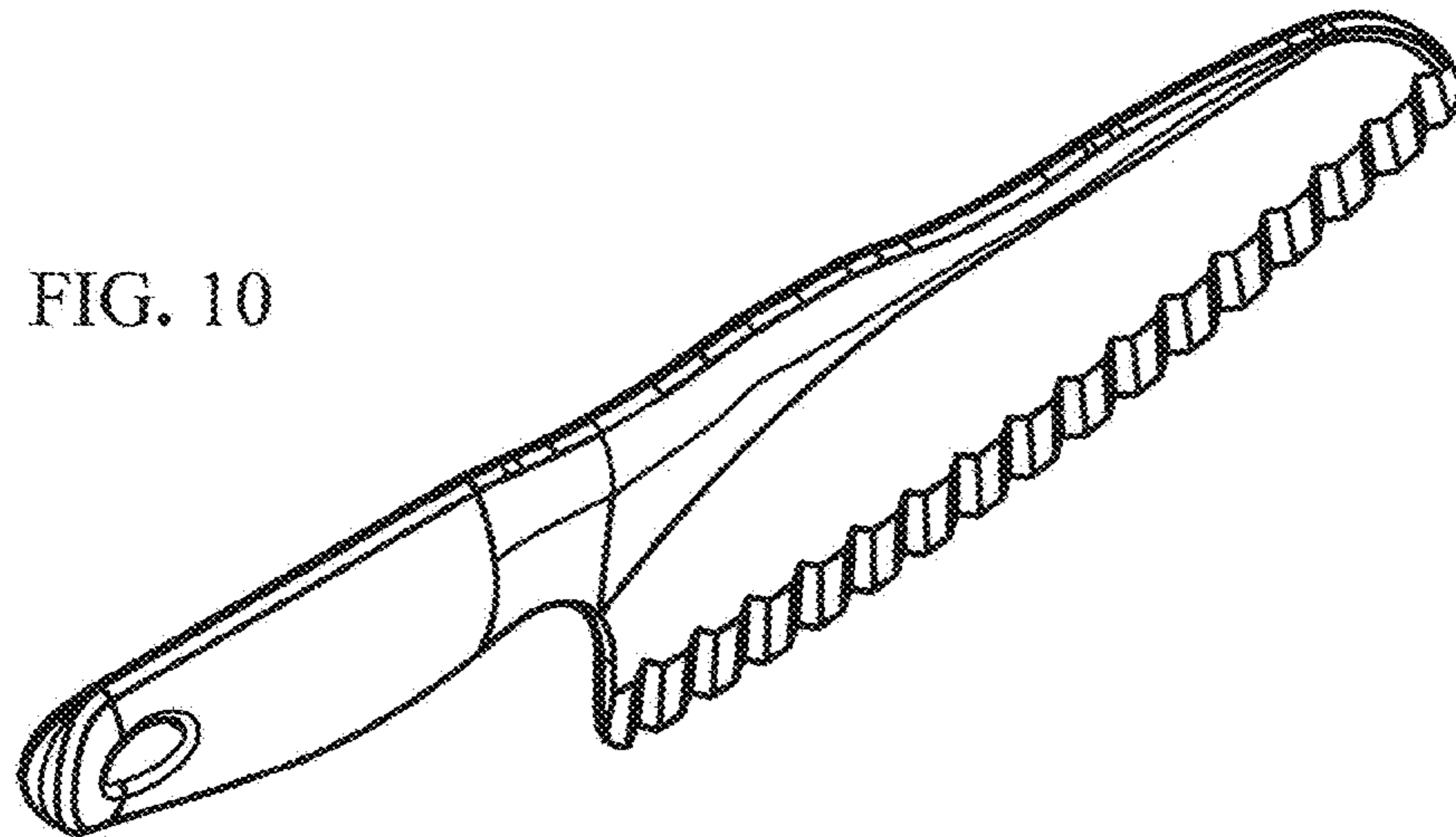


FIG. 11

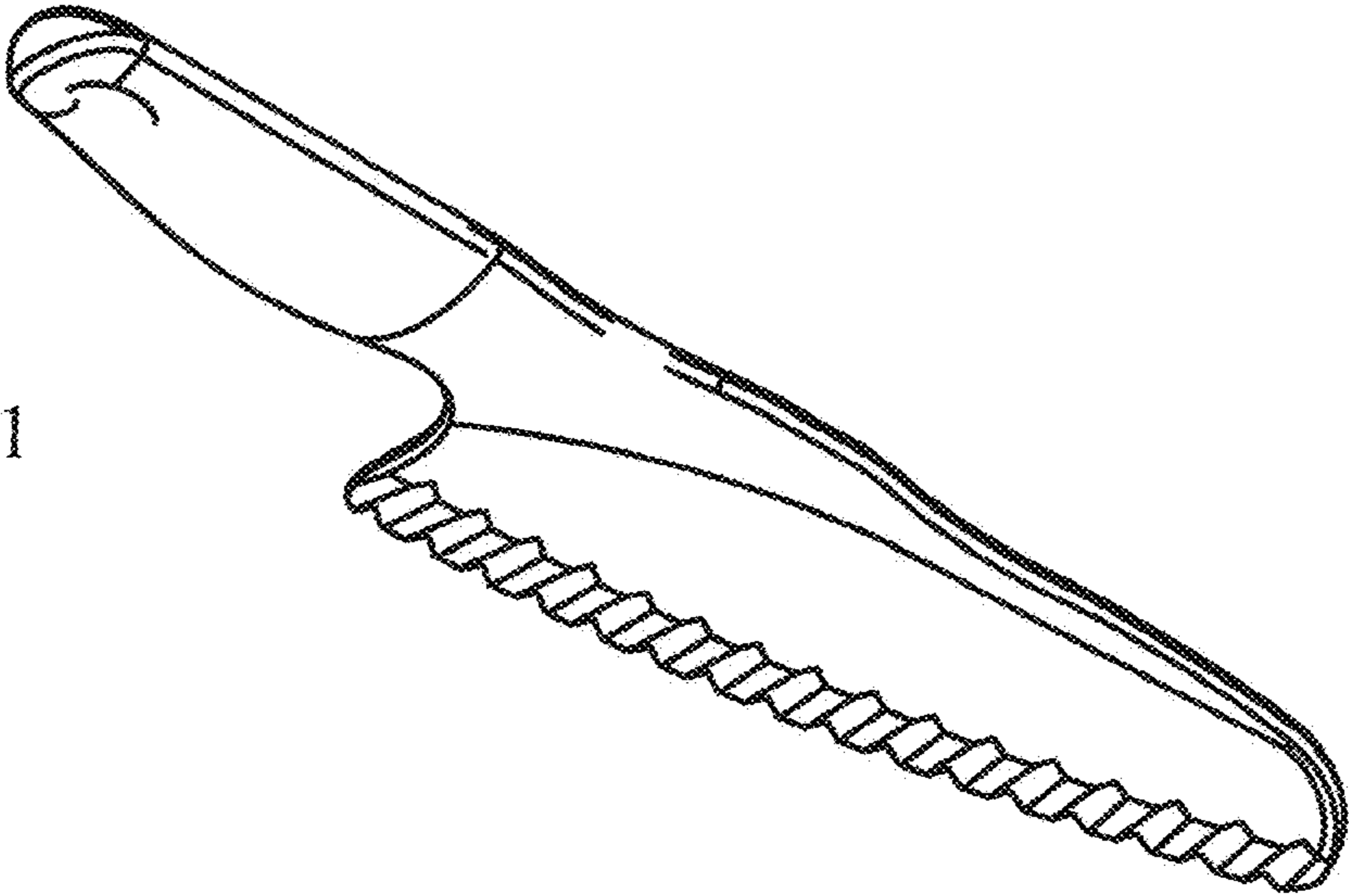


FIG. 12

