



US00D941089S

(12) **United States Design Patent**  
**Davidov**

(10) **Patent No.:** **US D941,089 S**  
(45) **Date of Patent:** **\*\* Jan. 18, 2022**

(54) **UTENSIL**

(71) Applicant: **Taste Boosters LLC**, Ossining, NY  
(US)

(72) Inventor: **Kenneth A. Davidov**, Ossining, NY  
(US)

(73) Assignee: **TASTE BOOSTERS LLC**, Ossining,  
NY (US)

(\*\*) Term: **15 Years**

(21) Appl. No.: **29/748,022**

(22) Filed: **Aug. 26, 2020**

(51) **LOC (13) Cl.** ..... **07-03**

(52) **U.S. Cl.**  
USPC ..... **D7/401.2; D7/653**

(58) **Field of Classification Search**  
USPC ..... D7/368, 395, 401.2, 642-645, 653-664,  
D7/669, 675-677, 683, 688-689, 691;  
D8/107, 300-301; D22/117-118  
CPC ... A01D 9/02; A01D 9/04; A01D 9/06; A47G  
21/00; A47G 21/004; A47G 21/005;  
A47G 21/02; A47G 21/023; A47G 21/04;  
A47G 21/06; A47G 21/08; A47J 43/28;  
A47J 43/281; A47J 43/282; A61F 13/10;  
A61J 7/0023; B25G 1/00; B25G 1/01;  
B25G 1/02; B25G 3/00; B65D 75/56;  
B65D 75/563; B65D 75/566; B67B 7/00;  
B67B 7/724; B67B 7/73

See application file for complete search history.

(56) **References Cited**

**U.S. PATENT DOCUMENTS**

D171,270 S \* 1/1954 Sweeney ..... D7/653  
D413,770 S \* 9/1999 Joergensen ..... D7/653

D422,851 S \* 4/2000 Joergensen ..... D7/653  
D621,229 S \* 8/2010 De Bretton Gordon ..... D7/645  
D682,613 S \* 5/2013 De Leo ..... D7/401.2  
D690,156 S \* 9/2013 Apple ..... D7/401.2  
D833,215 S \* 11/2018 Gonzalez ..... D7/395  
D834,381 S \* 11/2018 Appelbaum ..... D7/653  
D834,896 S \* 12/2018 Appelbaum ..... D7/653  
D906,062 S \* 12/2020 deBretton Gordon ..... D7/645  
D923,431 S \* 6/2021 Winkelmann ..... D7/653

\* cited by examiner

*Primary Examiner* — Ricky Pham

(74) *Attorney, Agent, or Firm* — Foley & Lardner LLP

(57) **CLAIM**

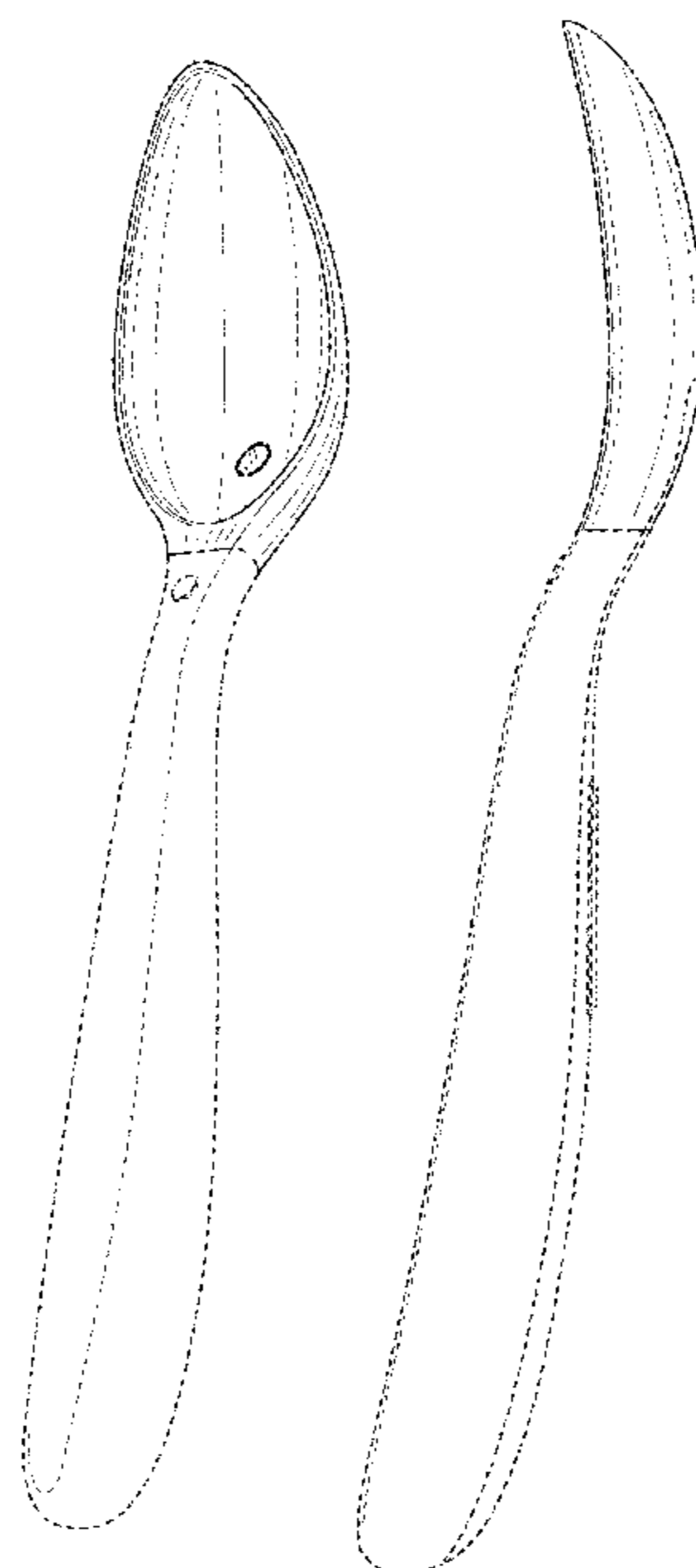
I claim the ornamental design for a utensil, as shown and described.

**DESCRIPTION**

FIG. 1 is a front perspective view of the claimed utensil;  
FIG. 2 is a rear perspective view thereof;  
FIG. 3 is a front view thereof;  
FIG. 4 is a rear view thereof;  
FIG. 5 is a right side view thereof;  
FIG. 6 is a left side view thereof;  
FIG. 7 is a top view thereof; and,  
FIG. 8 is a bottom view thereof.

The ornamental design which is claimed is shown in solid lines in the drawings. Broken lines of equal or substantially equal length dashes in the figures are for illustrative purposes only and form no part of the claimed design. Broken lines formed of unequal length dashes (i.e., dash-dot) show boundaries between claimed and unclaimed portions of the design. Oblique lines show a transparent, translucent, highly polished, or reflective surface, and not surface ornamentation.

**1 Claim, 7 Drawing Sheets**



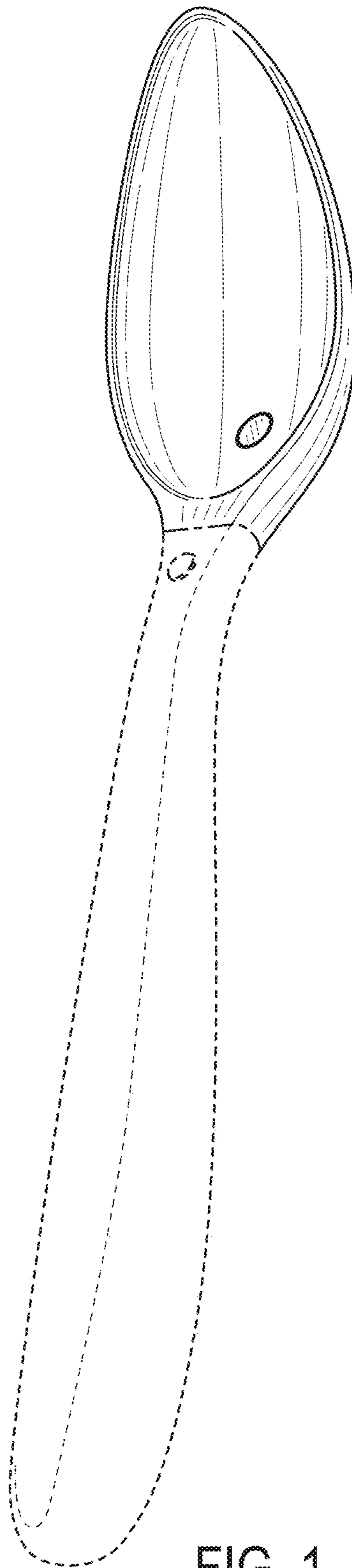


FIG. 1

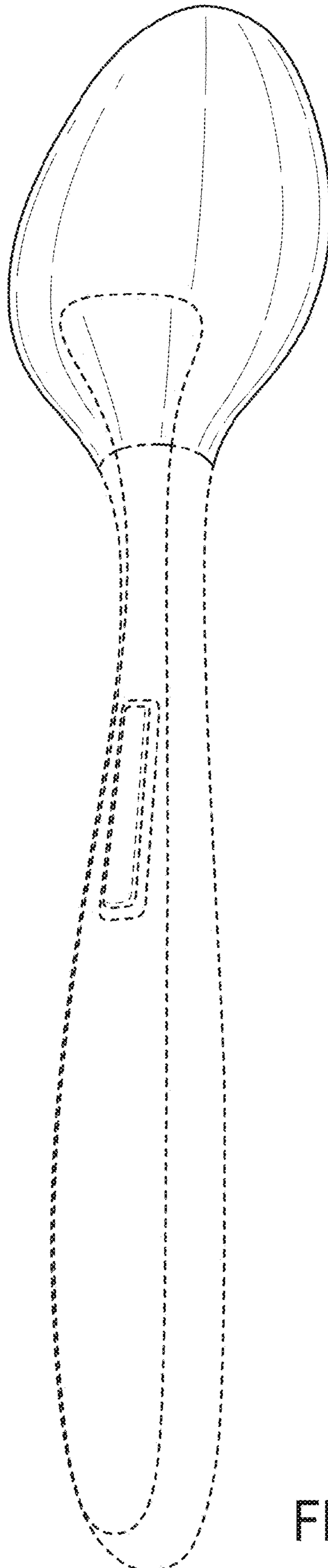


FIG. 2

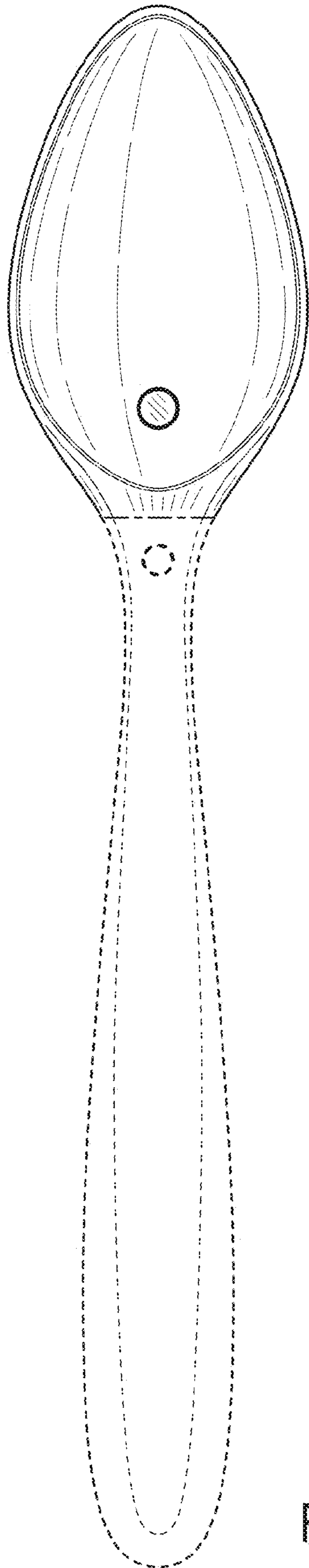


FIG. 3

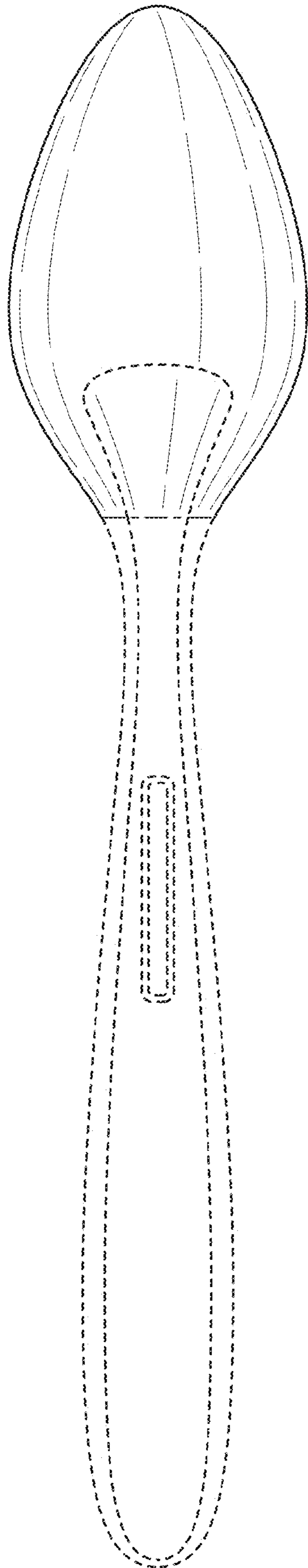


FIG. 4

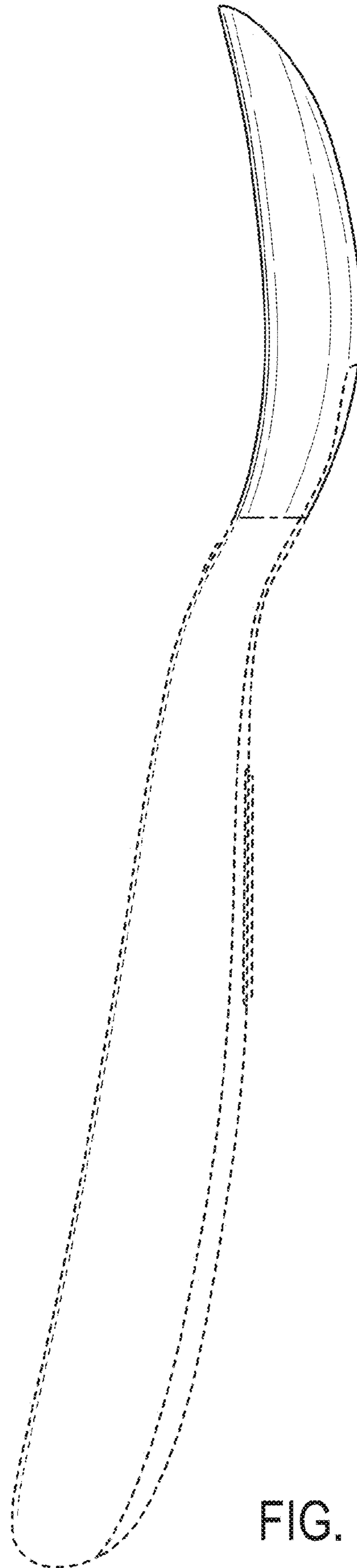


FIG. 5

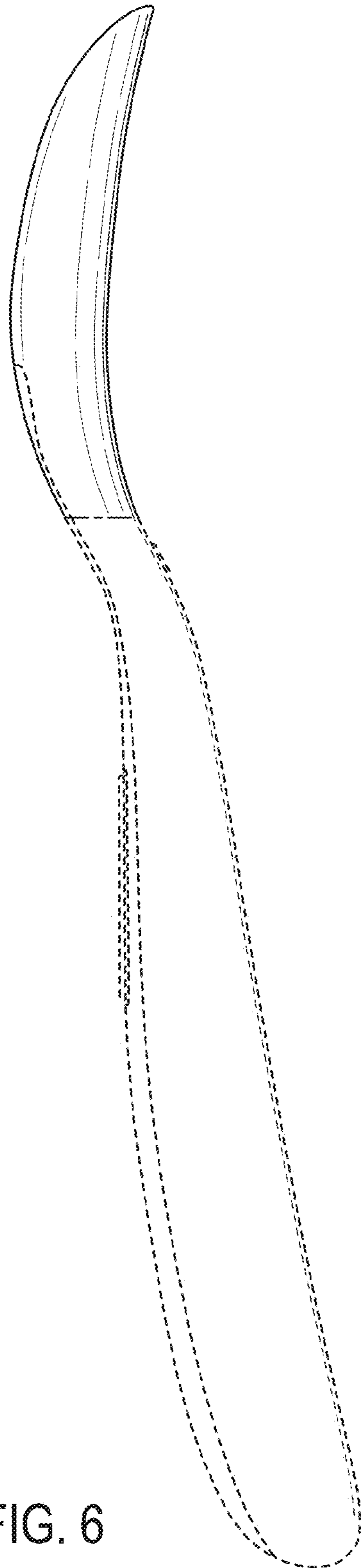


FIG. 6



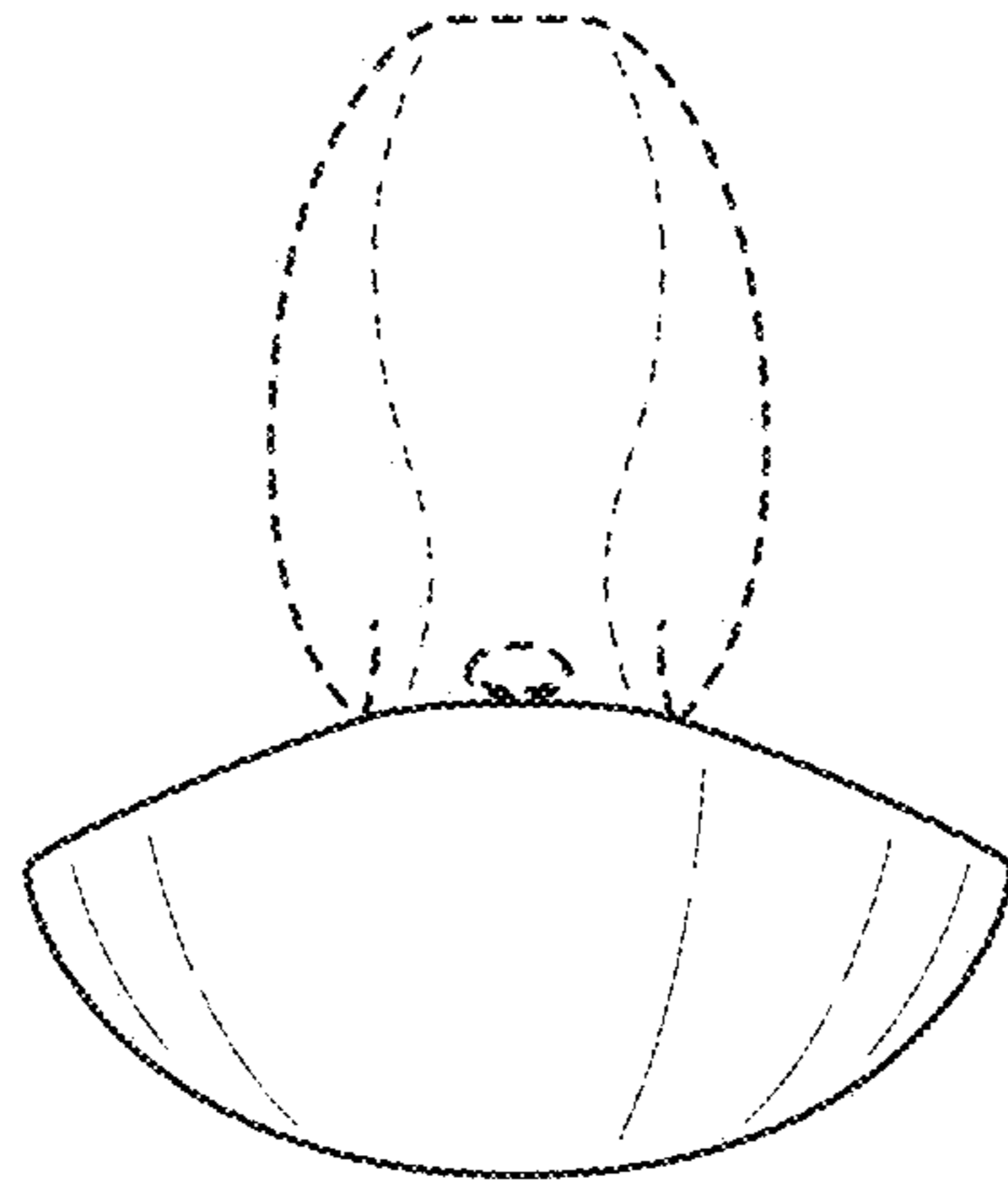


FIG. 7

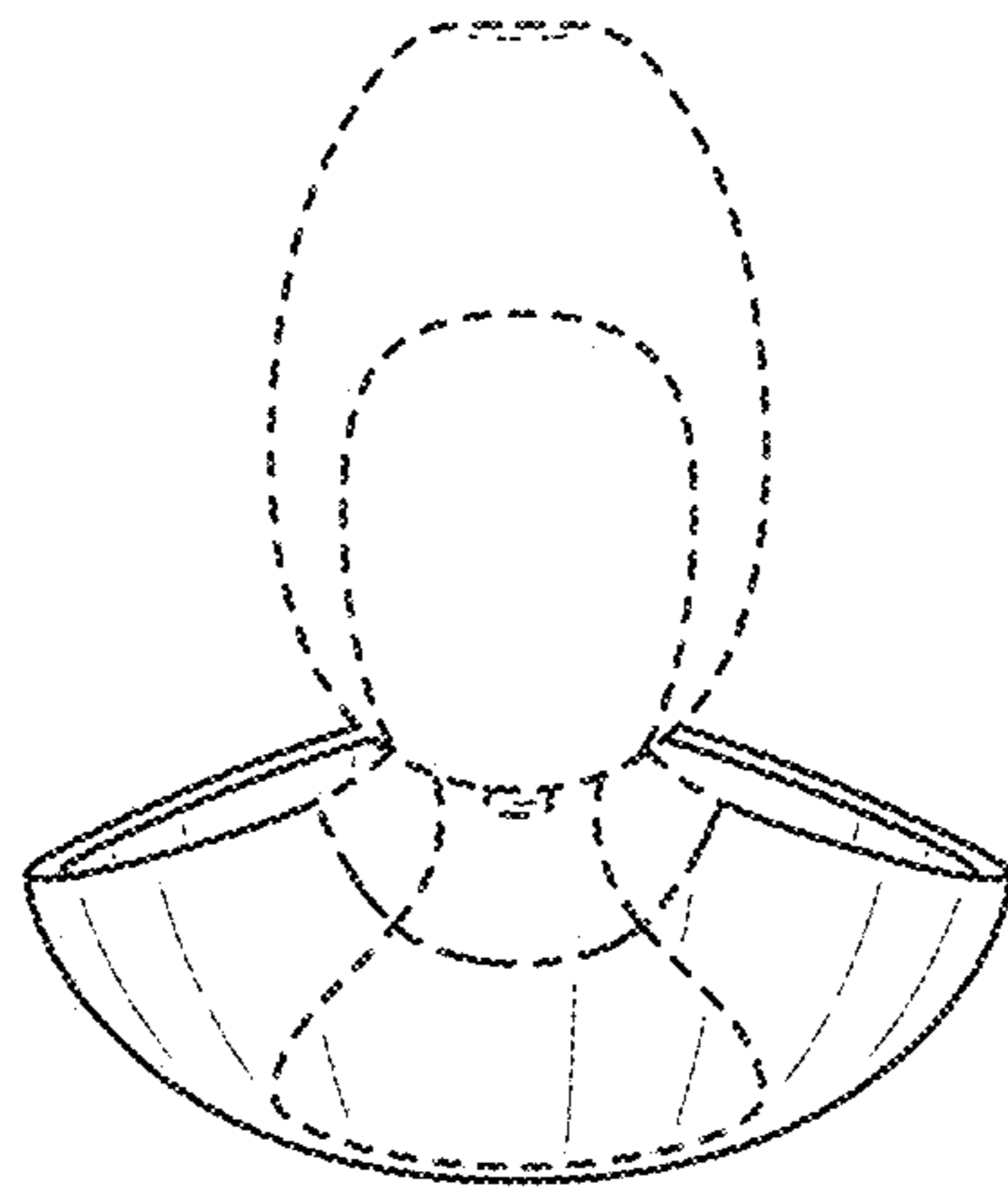


FIG. 8