



US00D941062S

(12) **United States Design Patent**
Marsh

(10) **Patent No.:** **US D941,062 S**
(45) **Date of Patent:** **** Jan. 18, 2022**

(54) **CARRYING CASE OR COVER FOR A SEAT CUSHION**

D379,047 S * 5/1997 Richard D6/368
D391,086 S * 2/1998 Catchings D6/356
D394,777 S * 6/1998 Derby, Sr. D6/601
5,785,427 A * 7/1998 Godshaw A45F 4/02
383/4

(71) Applicant: **Heather Marsh**, Keller, TX (US)

(Continued)

(72) Inventor: **Heather Marsh**, Keller, TX (US)

Primary Examiner — Jennifer L Rempfer

(**) Term: **15 Years**

(74) *Attorney, Agent, or Firm* — Grady K. Bergen; Griggs Bergen LLP

(21) Appl. No.: **29/694,785**

(22) Filed: **Jun. 13, 2019**

(57) **CLAIM**

(51) **LOC (13) Cl.** **06-13**

The ornamental design for a carrying case or cover for a seat cushion, as shown and described.

(52) **U.S. Cl.**

USPC **D6/611**; D6/601

DESCRIPTION

(58) **Field of Classification Search**

USPC D6/582–583, 587–592, 595–611,
D6/617–622; D21/803–809; D24/183;
D9/420, 421, 734, 757, 759; D3/201,
D3/203.2, 203.3, 203.6, 203.8, 205
CPC A47G 9/00; A47G 2009/001; A47G
2009/002; A47G 2009/003; A47G 9/10;
A47G 9/1009; A47G 2009/1018; A47G
9/1045; A47G 9/1081; A47G 9/109
See application file for complete search history.

FIG. 1 is a front perspective view of a carrying case or cover for a seat cushion;
FIG. 2 is a front elevational view of the carrying case or cover for a seat cushion of FIG. 1;
FIG. 3 is a rear elevational view of the carrying case or cover for a seat cushion of FIG. 1;
FIG. 4 is a right-side elevational view of the carrying case or cover for a seat cushion of FIG. 1;
FIG. 5 is a left-side elevational view of the carrying case or cover for a seat cushion of FIG. 1;
FIG. 6 is a top plan view of the carrying case or cover for a seat cushion of FIG. 1;
FIG. 7 is a bottom plan view the carrying case or cover for a seat cushion of FIG. 1;
FIG. 8 is a front perspective view of the carrying case or cover for a seat cushion of FIG. 1 shown in a first folded configuration; and,
FIG. 9 is a front perspective view of the carrying case or cover for a seat cushion of FIG. 1 shown in a second inverted folded configuration.

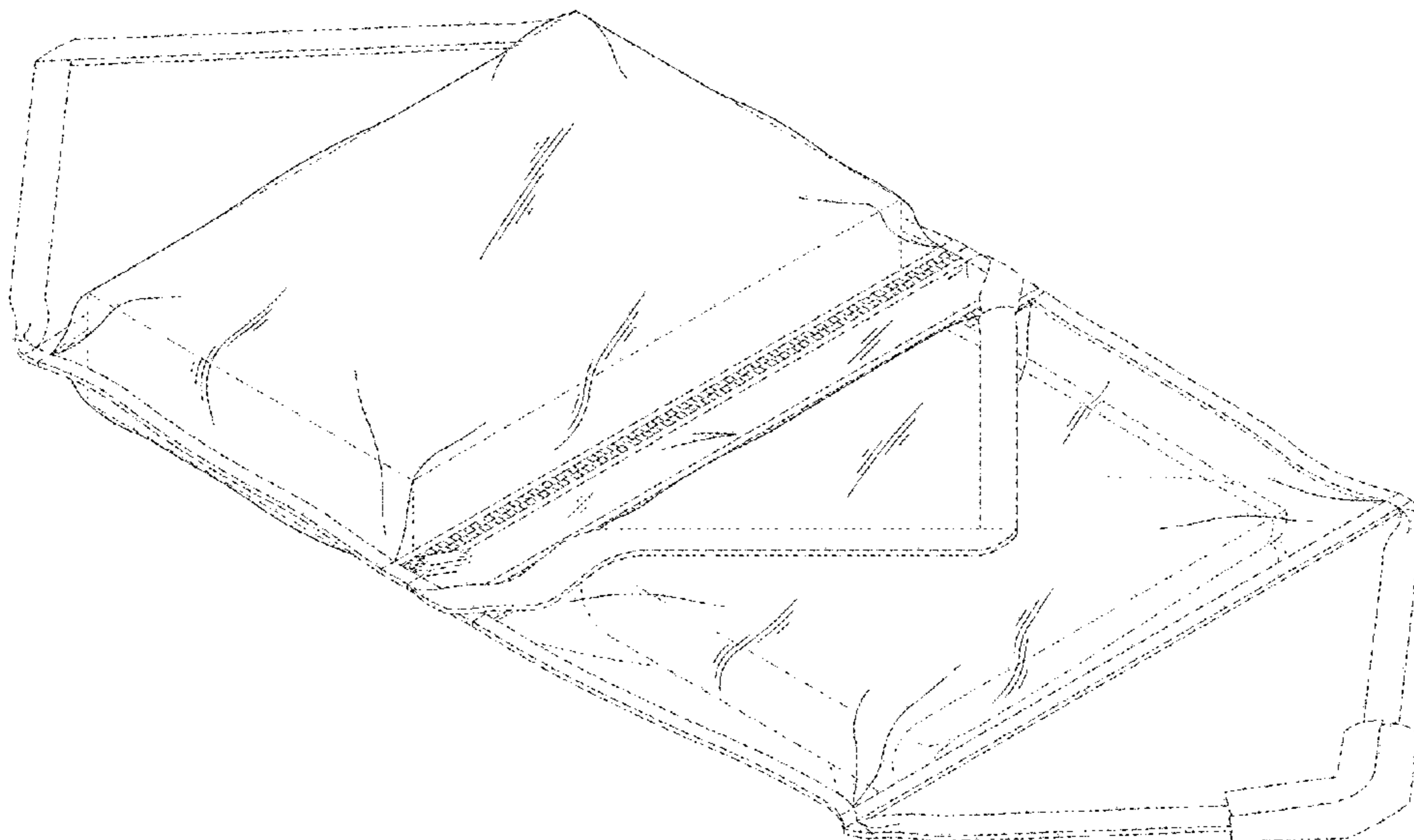
(56) **References Cited**

U.S. PATENT DOCUMENTS

2,792,875 A * 5/1957 Pirrone A47C 1/16
297/252
D258,482 S * 3/1981 Strock 5/653
D293,282 S * 12/1987 Ashford D6/368
4,824,171 A * 4/1989 Hollingsworth A47C 1/146
297/351
4,843,662 A * 7/1989 Handelman A47C 7/021
5/653
5,073,844 A 12/1991 Coyner et al.
D329,148 S * 9/1992 Hwang D6/368
5,297,848 A 3/1994 Grinnell
D366,383 S * 1/1996 Briegleb D6/601
5,527,091 A 6/1996 Gruber
D377,574 S * 1/1997 Mades D6/336

The broken lines are included for the purpose of illustrating portions of the carrying case or cover for a seat cushion that form no part of the claimed design.

1 Claim, 7 Drawing Sheets



(56)

References Cited

U.S. PATENT DOCUMENTS

6,848,746 B2 * 2/2005 Gentry A47C 7/021
 297/380
 D628,005 S * 11/2010 Chapman D6/616
 D632,502 S * 2/2011 Gillespie D6/335
 D634,152 S * 3/2011 Natkin D6/611
 8,127,382 B1 3/2012 Plascencia et al.
 D662,711 S * 7/2012 Raible D3/285
 8,534,755 B2 9/2013 Nickerson
 8,939,505 B1 * 1/2015 Dreyer A47C 20/02
 297/219.1
 D790,847 S * 7/2017 Tappeiner D3/205
 D850,809 S * 6/2019 Xiao D6/368
 D894,590 S * 9/2020 Jais D3/205
 10,799,027 B1 * 10/2020 Miller A47D 15/003
 2015/0000805 A1 * 1/2015 Whitaker A45C 3/08
 150/105
 2015/0164229 A1 6/2015 Popp et al.
 2016/0100689 A1 * 4/2016 Wang A47C 7/22
 5/653
 2020/0405064 A1 * 12/2020 Jones A47G 27/0237

* cited by examiner

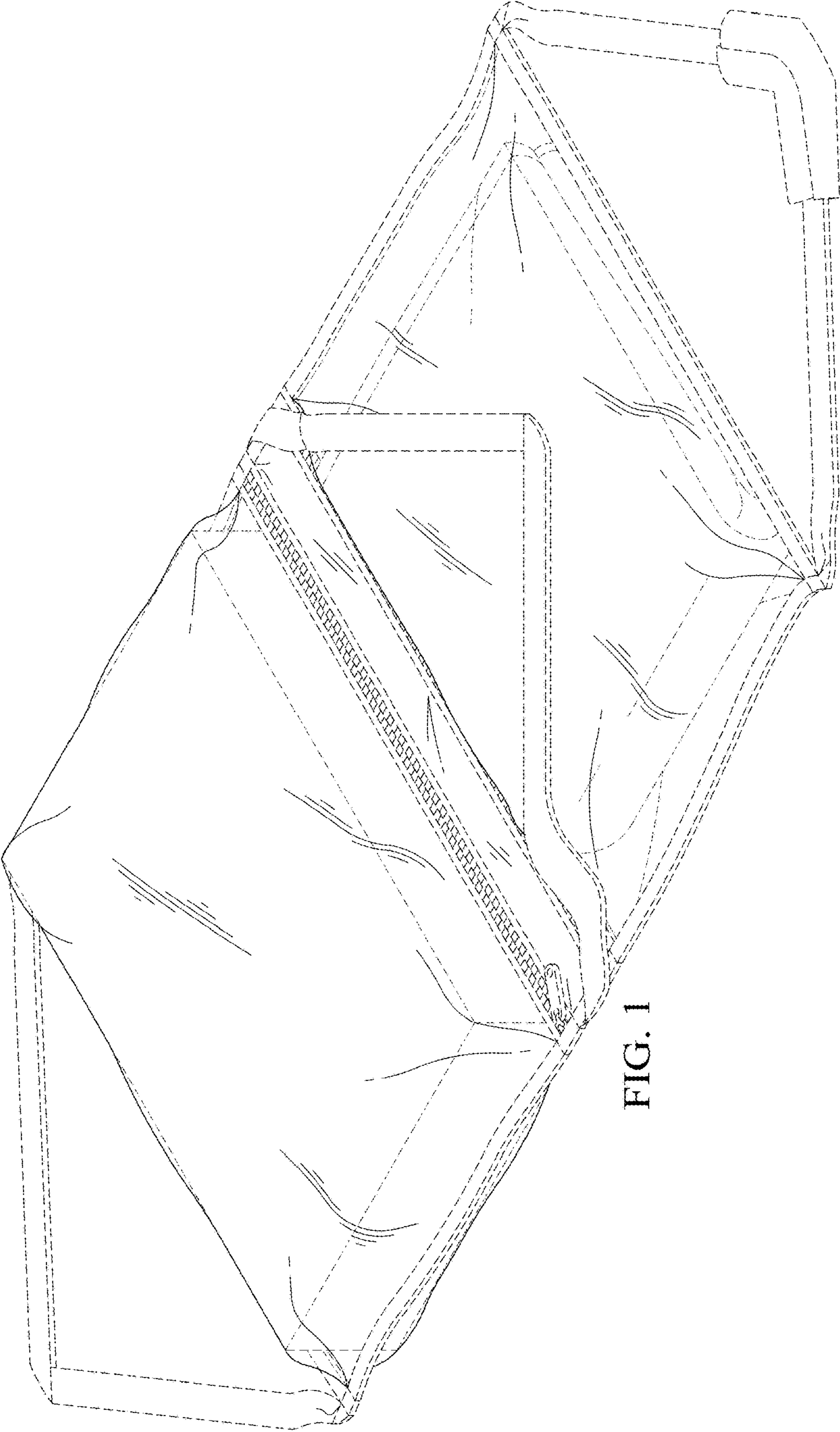


FIG. 1

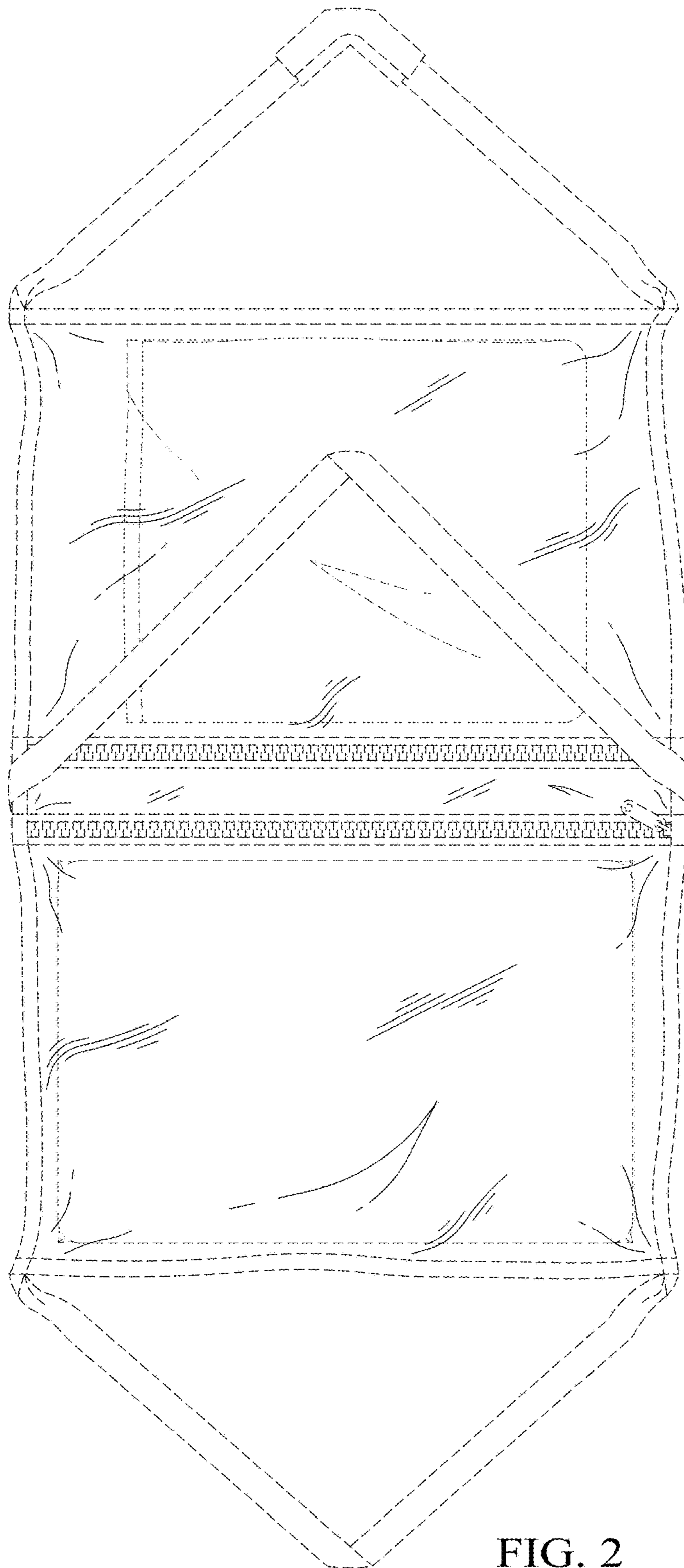


FIG. 2

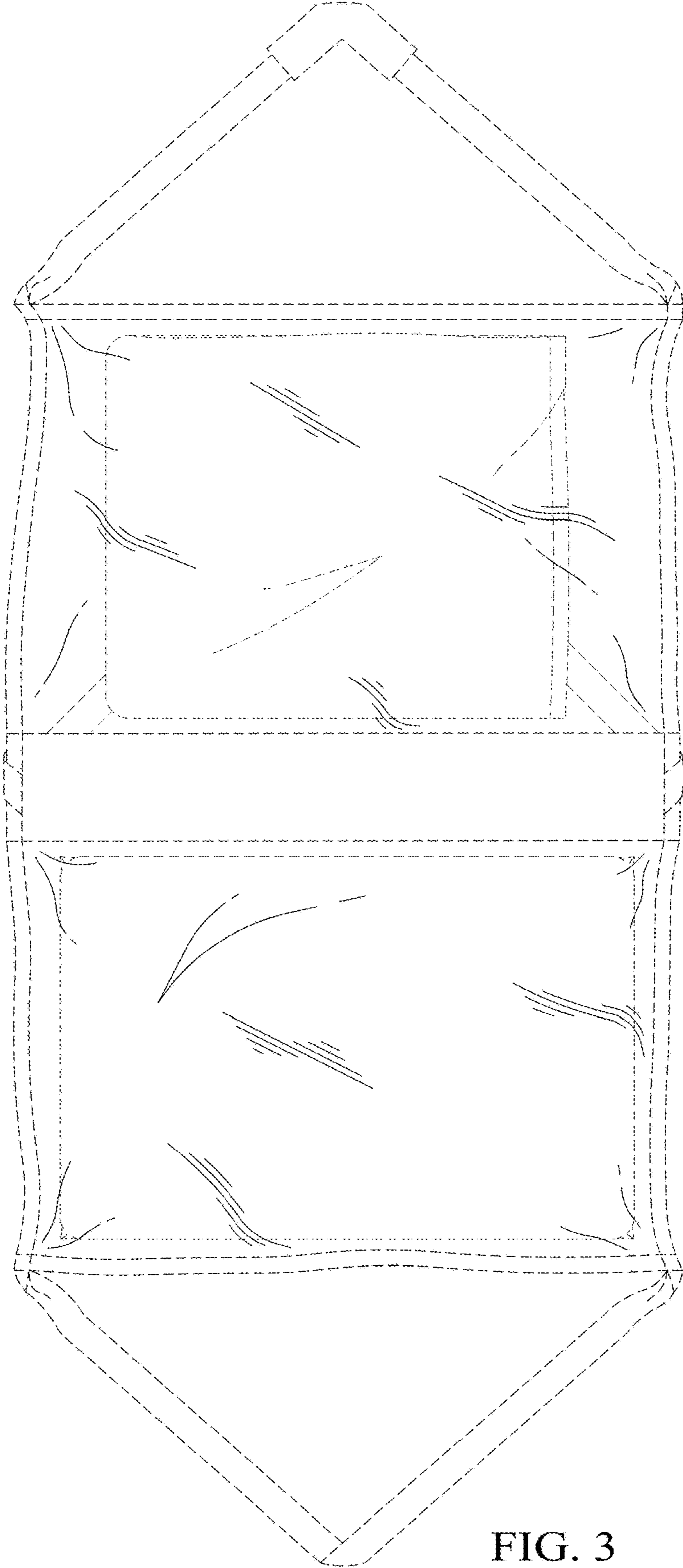


FIG. 3

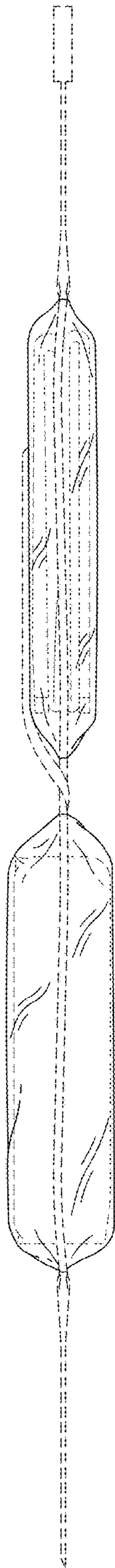


FIG. 4

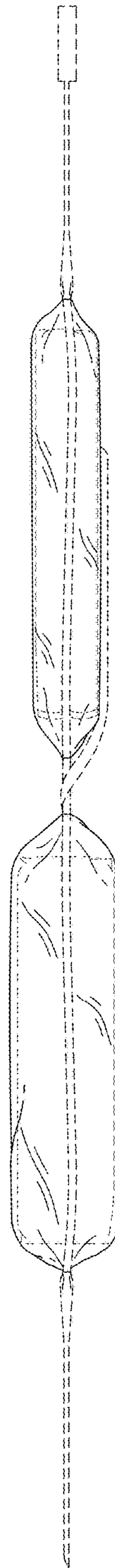


FIG. 5




FIG. 6




FIG. 7

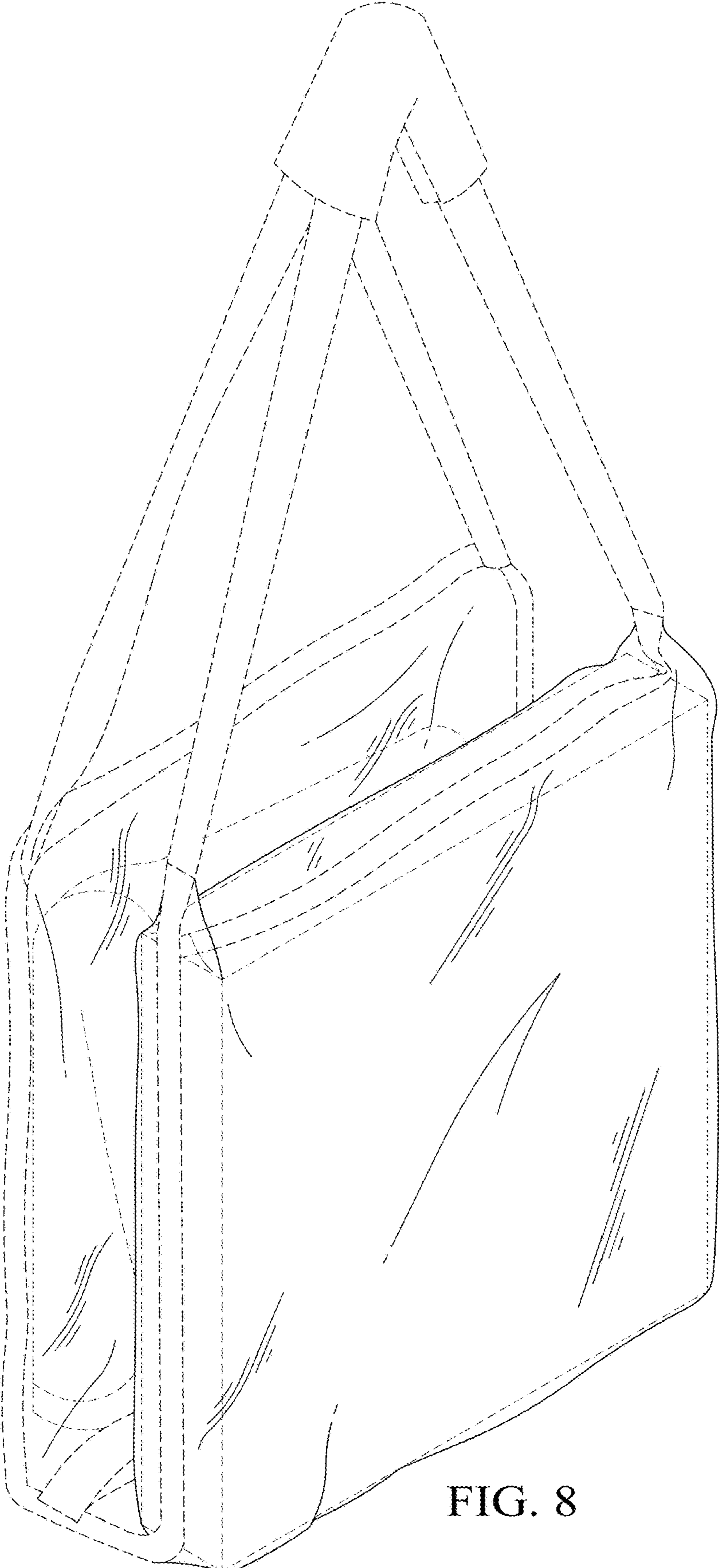


FIG. 8




FIG. 9