



US00D941058S

(12) **United States Design Patent**  
**Strickland**

(10) **Patent No.:** **US D941,058 S**  
(45) **Date of Patent:** **\*\* Jan. 18, 2022**

(54) **CONTOURED SUPPORT PILLOW**

(71) Applicant: **Jocelyn Nicole Strickland**, Glendale,  
CA (US)

(72) Inventor: **Jocelyn Nicole Strickland**, Glendale,  
CA (US)

(\*\*) Term: **15 Years**

(21) Appl. No.: **29/763,331**

(22) Filed: **Dec. 22, 2020**

(51) **LOC (13) Cl.** ..... **06-09**

(52) **U.S. Cl.**  
USPC ..... **D6/601**

(58) **Field of Classification Search**  
USPC ..... D6/582-583, 587-592, 595-609,  
D6/617-622; D21/803-809; D24/183  
CPC ..... A47G 9/00; A47G 2009/001; A47G  
2009/002; A47G 2009/003; A47G 9/10;  
A47G 9/1009; A47G 2009/1018; A47G  
9/1045; A47G 9/1081; A47G 9/109

See application file for complete search history.

(56) **References Cited**

**U.S. PATENT DOCUMENTS**

D71,533 S \* 11/1926 Sevier ..... D6/601  
D258,557 S \* 3/1981 Herr ..... 5/636  
D366,176 S \* 1/1996 Gish ..... D6/596  
D401,795 S \* 12/1998 Liao ..... D6/601  
D713,656 S \* 9/2014 Ezelle ..... D6/601

D758,672 S \* 6/2016 Hansen ..... D30/118  
D773,858 S \* 12/2016 Takashima ..... D6/601  
D789,026 S \* 6/2017 Graham ..... D1/115  
D844,346 S \* 4/2019 Chen ..... D6/601  
D853,152 S \* 7/2019 Chen ..... D6/601  
D874,011 S \* 1/2020 John ..... D24/190  
D888,462 S \* 6/2020 Gang ..... D6/601  
D896,552 S \* 9/2020 Nakamura ..... D6/601  
D898,427 S \* 10/2020 Chen ..... D6/601  
D899,811 S \* 10/2020 Fu ..... D6/600  
D930,401 S \* 9/2021 Ye ..... D6/601  
2009/0307846 A1\* 12/2009 Eura ..... A47G 9/10  
5/636

\* cited by examiner

*Primary Examiner* — Jennifer L Rempfer

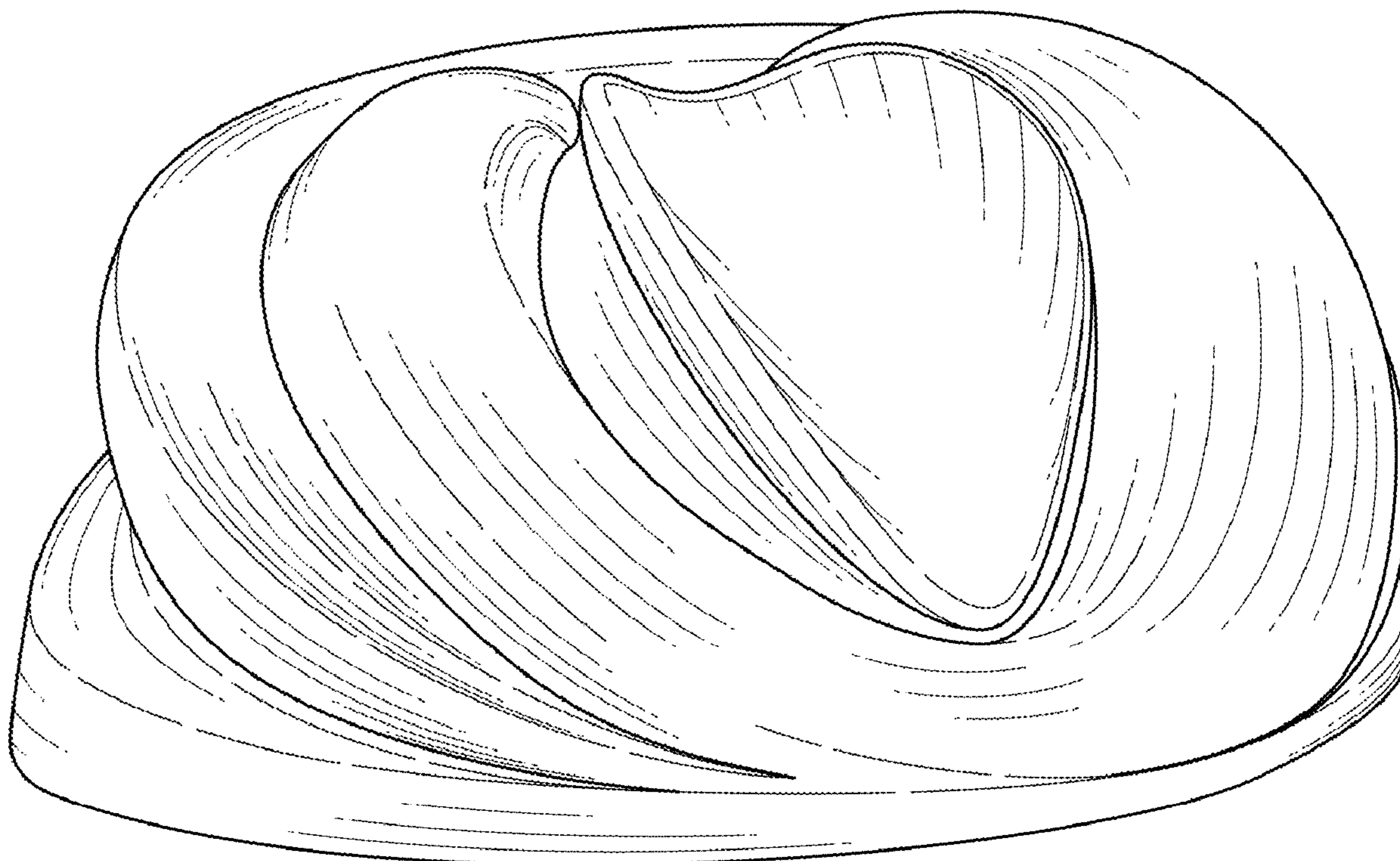
(57) **CLAIM**

The ornamental design for a contoured support pillow, as shown and described.

**DESCRIPTION**

FIG. 1 is a front view of the contoured support pillow showing my new design;  
FIG. 2 is a back view thereof;  
FIG. 3 is a side view thereof;  
FIG. 4 is another side view thereof;  
FIG. 5 is a top view thereof;  
FIG. 6 is a bottom view thereof; and,  
FIG. 7 is a perspective view thereof.

**1 Claim, 4 Drawing Sheets**



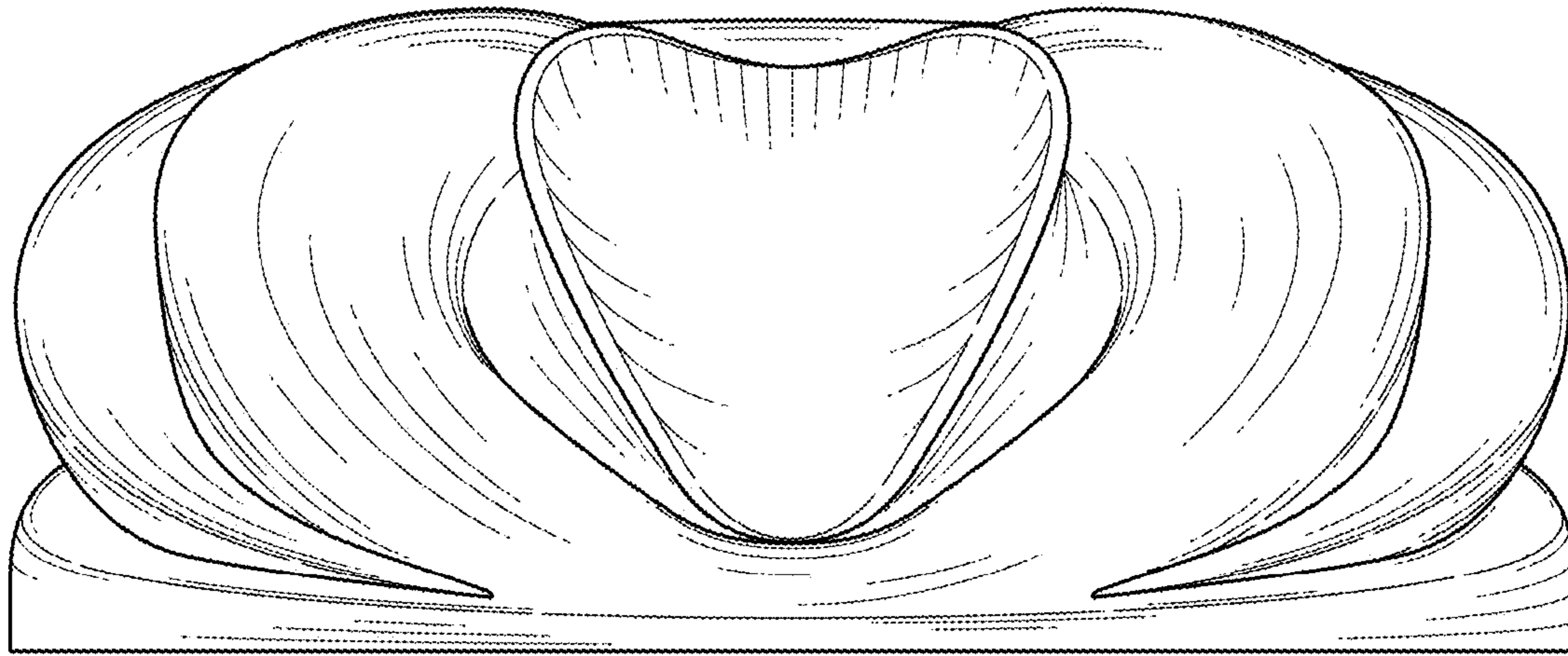


FIG. 1




FIG. 2




FIG. 3




FIG. 4



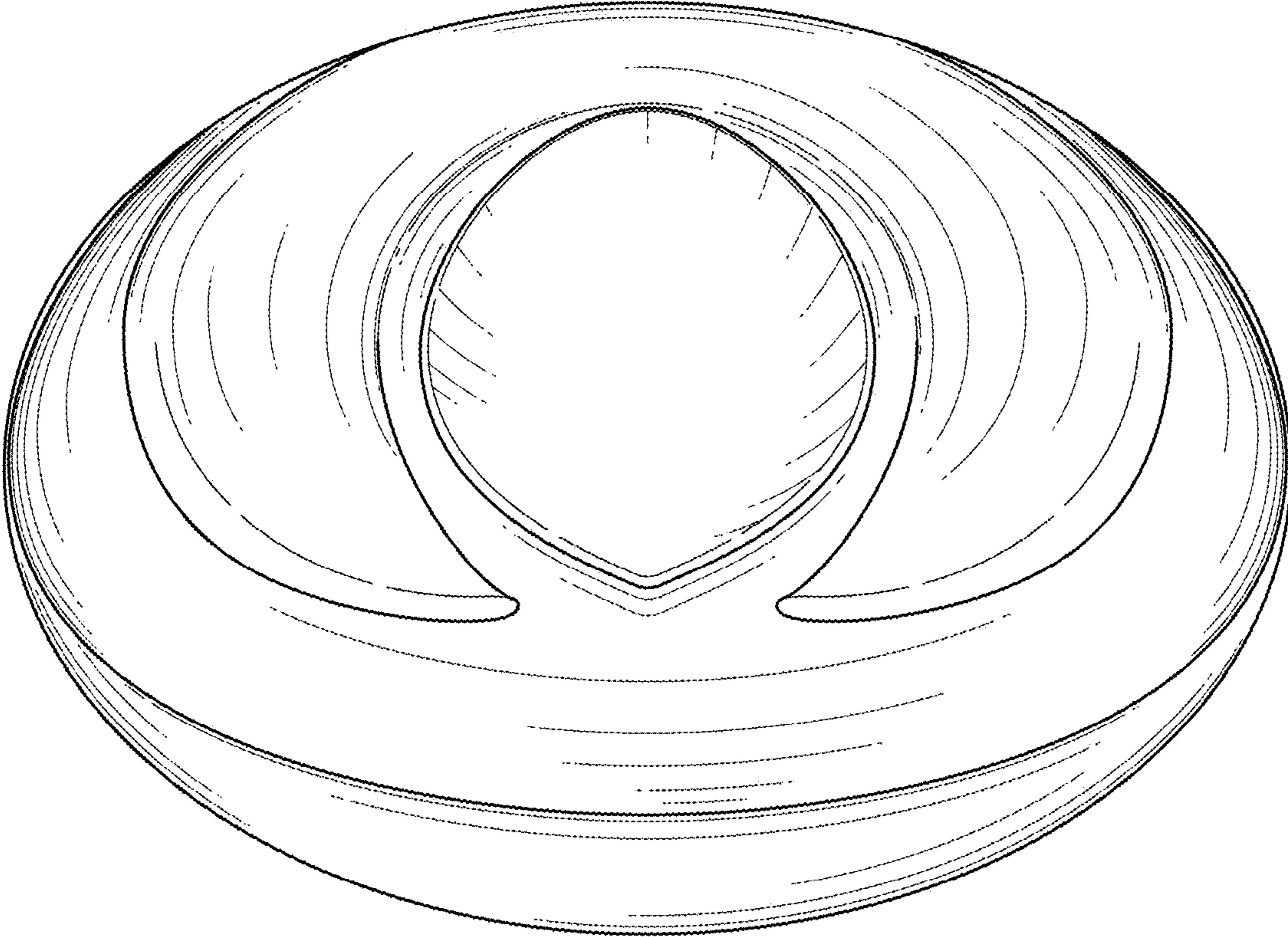


FIG. 5

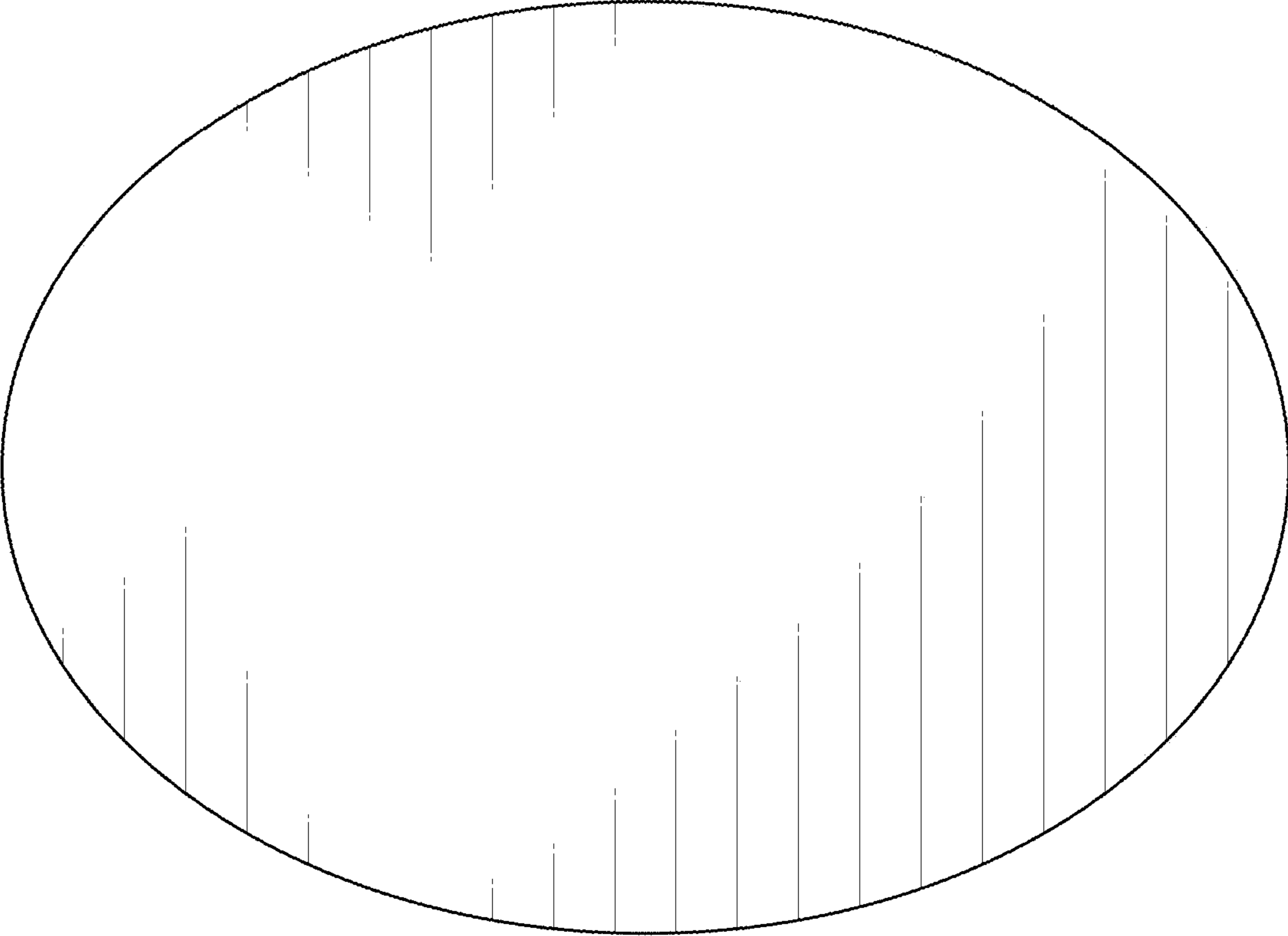


FIG. 6

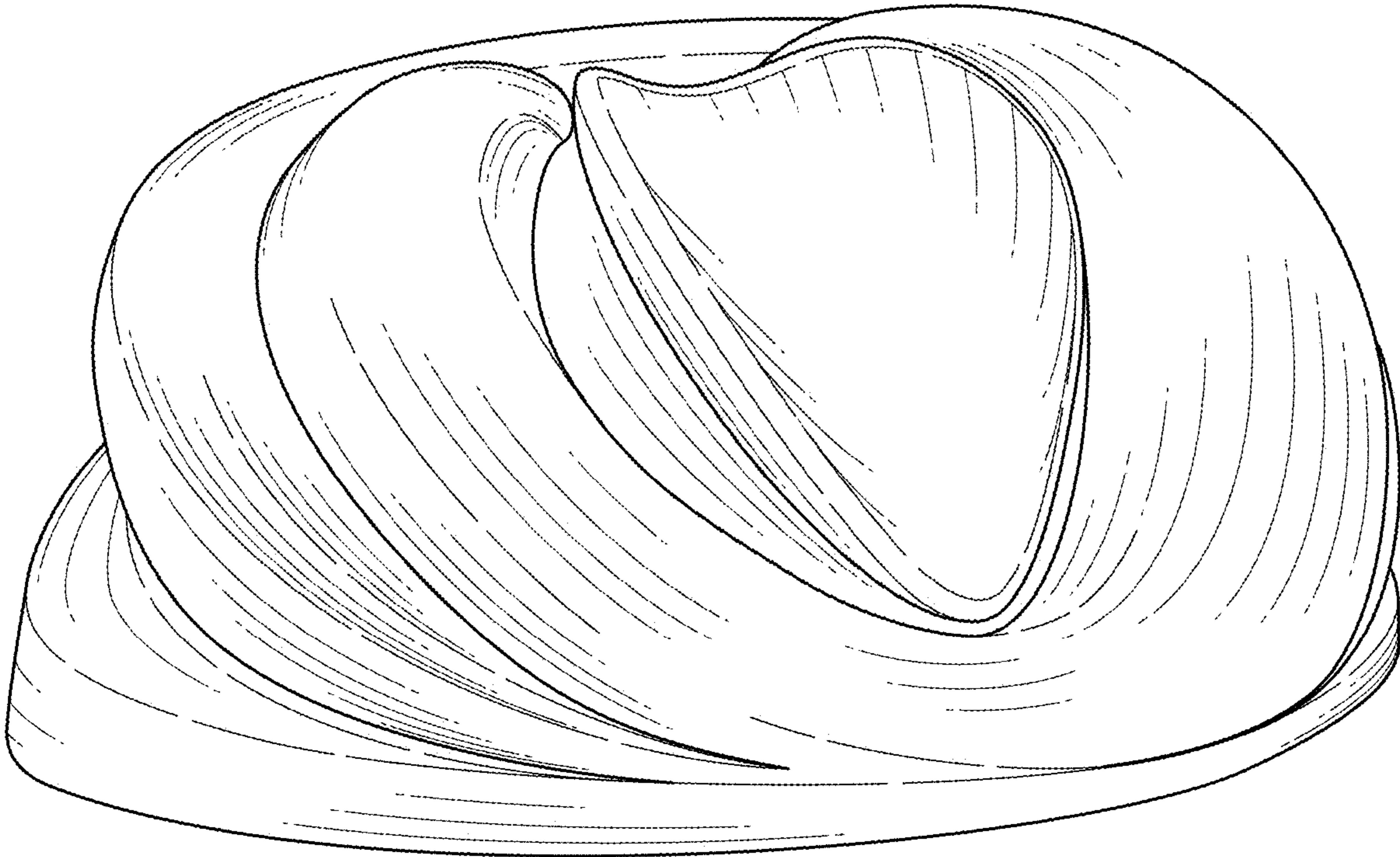


FIG. 7