



US00D941054S

(12) **United States Design Patent**
Edan

(10) **Patent No.:** **US D941,054 S**
(45) **Date of Patent:** **** Jan. 18, 2022**

- (54) **CARPET**
- (71) Applicant: **BOCO EDEN PRODUCTS LLC**,
Beverly Hills, CA (US)
- (72) Inventor: **Guy Edan**, Zichron Yakov (IL)
- (73) Assignee: **BOCO Eden Products LLC**, Beverly
Hills, CA (US)
- (**) Term: **15 Years**
- (21) Appl. No.: **29/703,080**
- (22) Filed: **Aug. 23, 2019**
- (51) **LOC (13) Cl.** **06-11**
- (52) **U.S. Cl.**
USPC **D6/582**
- (58) **Field of Classification Search**
USPC D6/576, 582-589, 592, 596, 597, 609;
D8/374; D19/9; D32/57; D23/307;
D5/19, 47, 49
CPC A47G 27/0206; A47G 27/0212; A47G
27/0218; A47G 27/0225; A47G 27/0237;
A47G 27/0281; A47K 3/002; A47L
23/26; A47L 23/266; A63B 21/4037;
A63B 6/00; A47D 15/003; A47D 13/061
See application file for complete search history.

- 4,636,047 A * 1/1987 Green A45D 42/06
248/467
- 5,099,889 A * 3/1992 Ratzlaff F16L 1/06
138/105
- D352,630 S * 11/1994 Yamanaka D04H 1/72
D6/582
- 5,624,740 A * 4/1997 Nakata A47L 23/266
428/204
- 5,956,798 A * 9/1999 Nemoto H05F 3/025
15/215
- 5,988,227 A * 11/1999 Magoffin F16L 1/11
138/105

(Continued)

Primary Examiner — Kevin K Rudzinski
Assistant Examiner — Clare Ann Gannon
(74) *Attorney, Agent, or Firm* — William H. Dippert;
Laurence A. Greenberg; Werner H. Stemer

(57) **CLAIM**

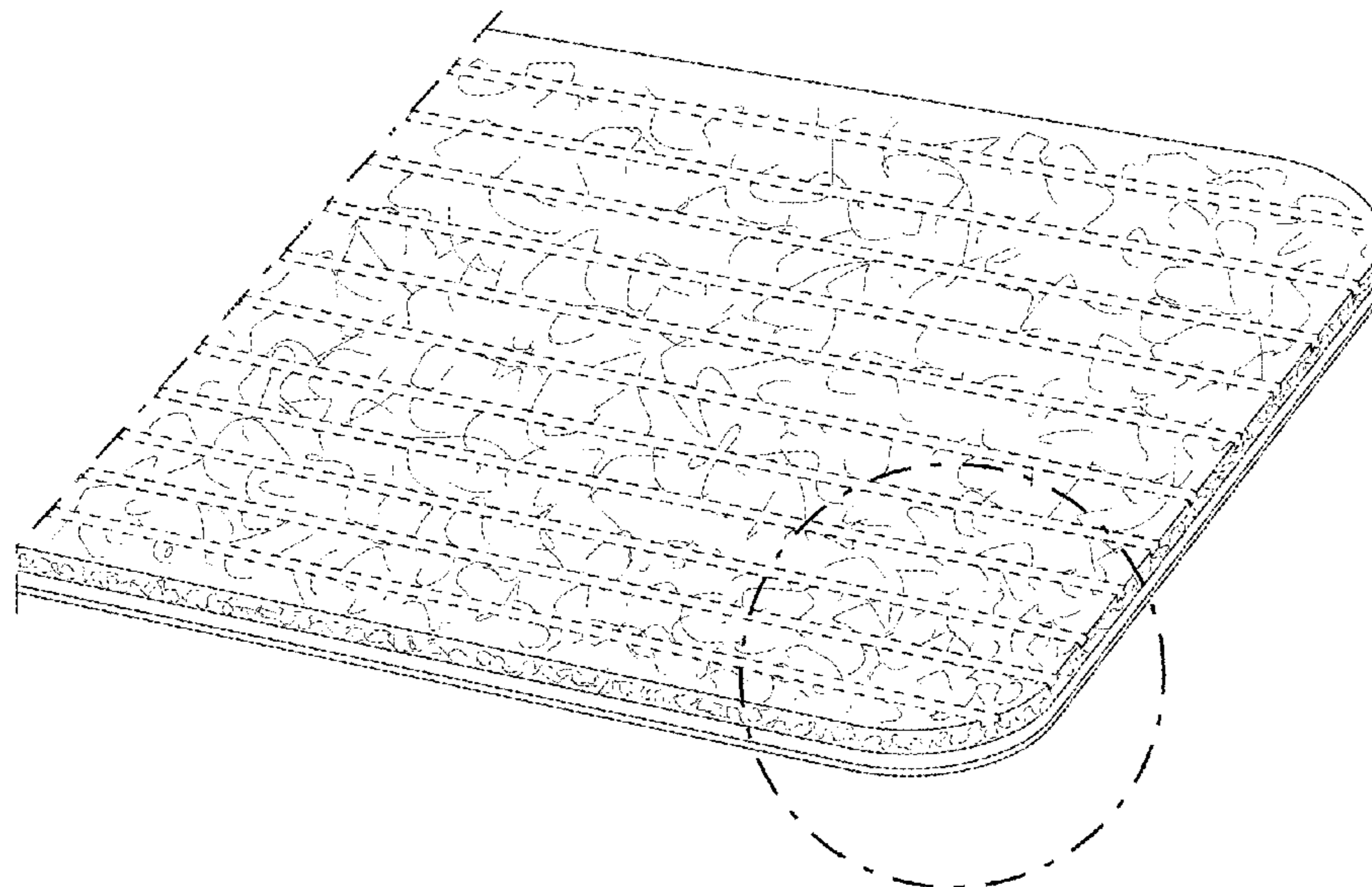
The ornamental design for a carpet, as shown and described.

DESCRIPTION

FIG. 1 is an isometric view showing my new design for a carpet of the present invention.
FIG. 2 is a top plan view thereof.
FIG. 3 is a bottom plan view thereof.
FIG. 4 is a front elevation view thereof.
FIG. 5 is a left side elevation view thereof.
FIG. 6 is an enlarged detailed view of the section marked in FIG. 1; and,
FIG. 7 is the isometric view of FIG. 6, shown in an alternate configuration.
The evenly segmented broken lines shown in the drawings are for the purpose of illustrating portions of the carpet which form no part of the claimed design. The dot-dash segmented broken lines directly adjacent to shaded surfaces depict the boundary of the claim and form no part of the claim.

- (56) **References Cited**
U.S. PATENT DOCUMENTS
1,595,899 A * 8/1926 McDonough A47G 27/0206
428/66.7
2,282,672 A * 5/1942 Nelson A47L 23/266
15/104.92
2,294,570 A * 9/1942 Ptacek D04G 3/00
112/400
2,505,176 A * 4/1950 Elder D04H 11/08
112/411
4,405,665 A * 9/1983 Beaussier A47G 27/0281
428/17

1 Claim, 4 Drawing Sheets



(56)

References Cited

U.S. PATENT DOCUMENTS

D447,375 S * 9/2001 Valentini, Jr. A47G 27/0468
D6/588
D548,414 S * 8/2007 Akin D32/40
7,404,689 B1 * 7/2008 Poling A47G 27/0468
404/31
8,171,687 B2 * 5/2012 Dellinger B32B 27/32
52/408
D697,551 S * 1/2014 Colbert D19/26
D700,456 S * 3/2014 Wentland D04H 3/03
D6/582
D713,600 S * 9/2014 Chesser D28/63
10,328,618 B2 * 6/2019 Takaoka D04H 3/03
D918,620 S * 5/2021 Flemming D6/583
D924,515 S * 7/2021 Levi D32/57
2004/0161988 A1 * 8/2004 Yaw A47L 23/266
442/1
2004/0261209 A1 * 12/2004 McKay A47L 23/266
15/215
2007/0271720 A1 * 11/2007 Nakanishi A47G 27/0225
15/217
2011/0111163 A1 * 5/2011 Bozouklian D04H 1/4274
428/89
2011/0123758 A1 * 5/2011 Pollaud B32B 5/26
428/95
2012/0064324 A1 * 3/2012 Arellano D04H 1/72
428/220

* cited by examiner

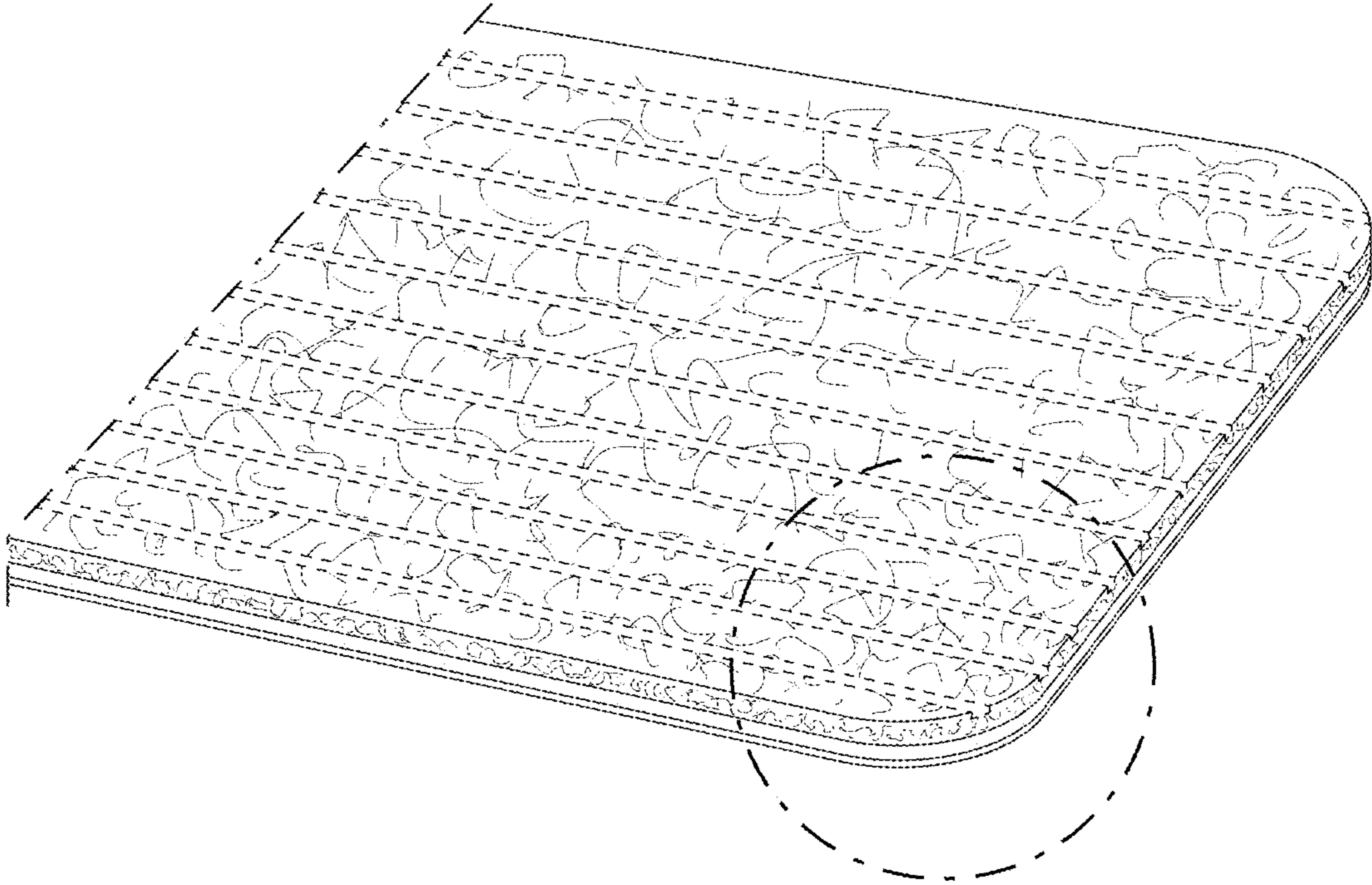


Fig. 1




Fig. 2




Fig. 3




Fig. 4




Fig. 5

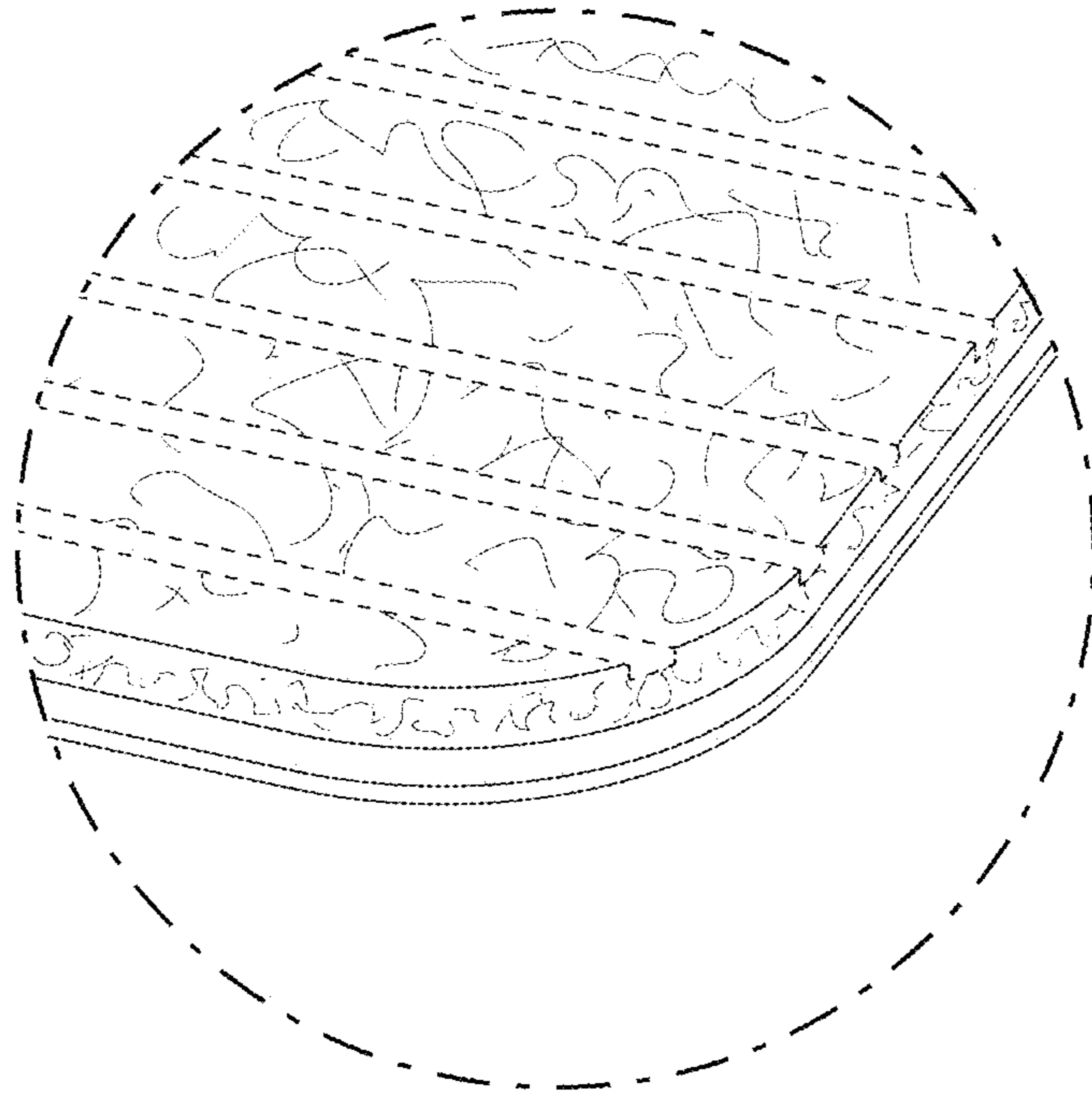


Fig. 6

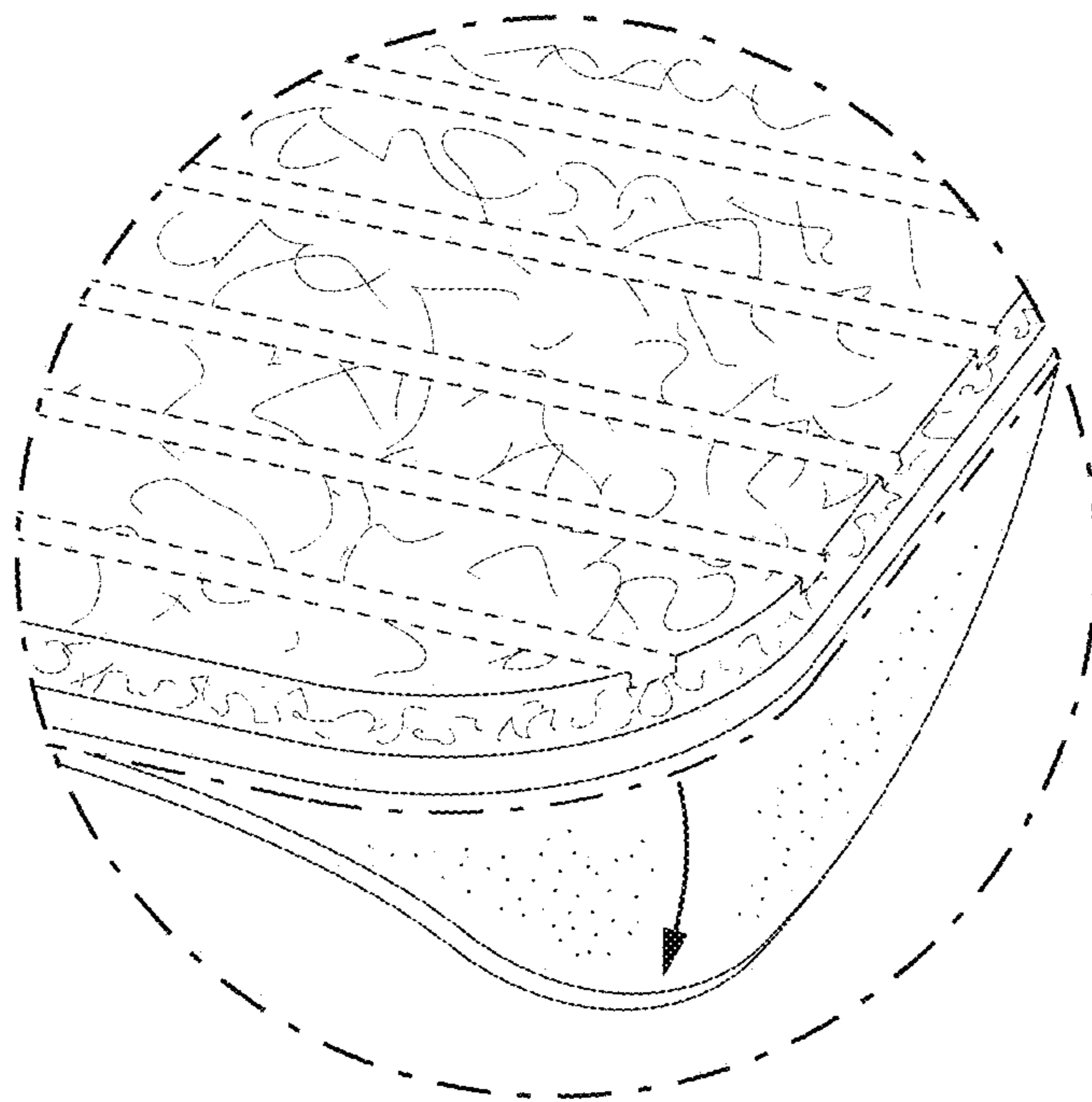


Fig. 7